



Observatório de dados internacionais

Comparação entre países

**População
(em mil habitantes)**

Coordenação: Prof. Thiago Periard

Departamento de Ciências Econômicas



**Universidade Federal
de São João del-Rei**

Sobre o DataObs

O Observatório de dados internacionais – DataObs - é um projeto de pesquisa destinado a levantar, organizar e disponibilizar a mais ampla gama possível de dados internacionais disponíveis nos principais organismos internacionais. Com isto o projeto espera contribuir para uma melhor compreensão da realidade socioeconômica mundial, sendo uma ferramenta útil para uma discussão baseada em fatos.

Sobre este relatório

Este relatório apresenta a evolução histórica de uma variável nos 170 países de maior população do mundo. Com isto espera-se disponibilizar uma ferramenta de fácil acesso para comparações entre países.

Equipe do Projeto

Coordenação: Prof. Thiago Periard do Amaral

Colaboração : Prof. Norberto Martins Vieira

Marcos Vinicius Barbosa – Estudante de Ciências Econômicas da UFSJ

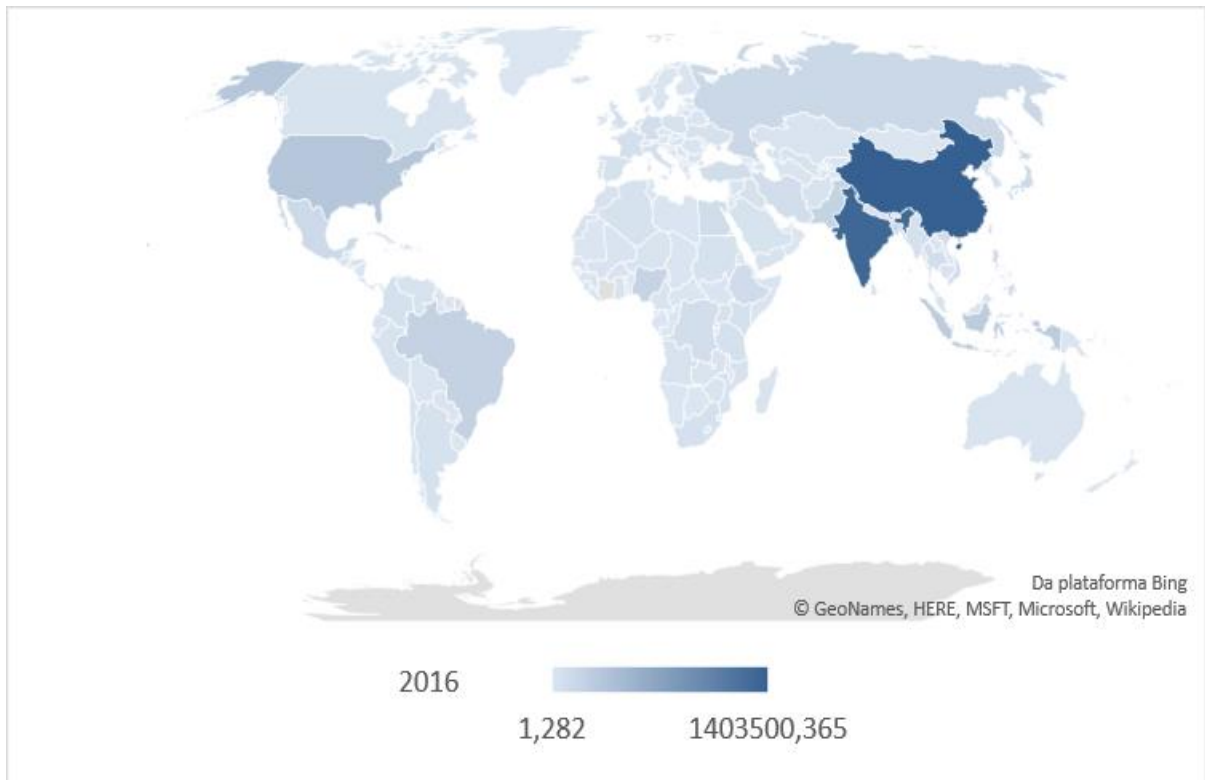
Contato

www.dataobs.com.br
contato@dataobs.com.br

Índice

1 - Visão geral da amostra	pág. 4
2 - África	pág. 6
3 - Américas	pág. 10
4 - Ásia	pág. 13
5 - Europa	pág. 17
6 - Oceania	pág. 20
7 - Referências	pág. 22

Mapa

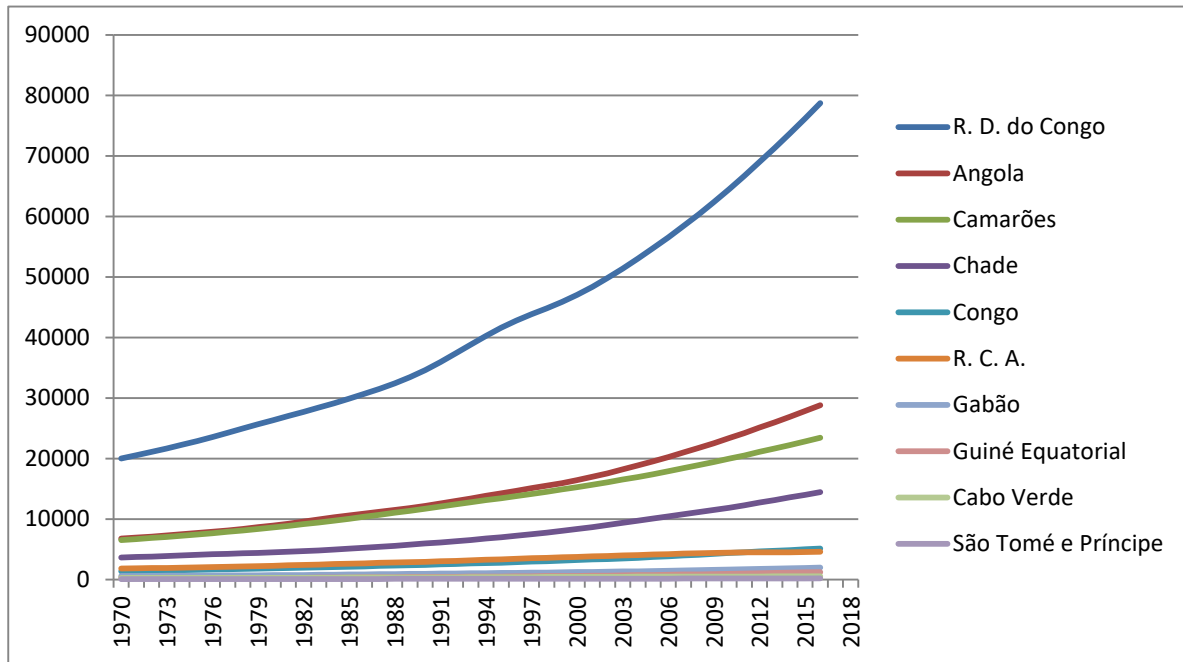


Ranking

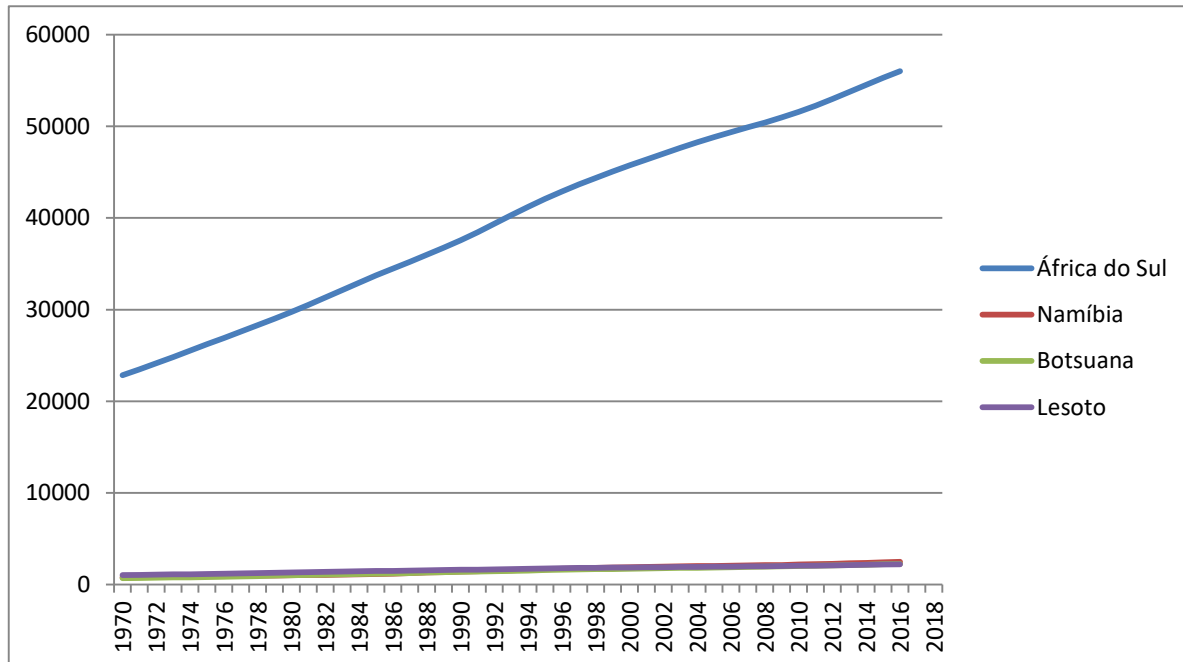
Rank	Country	Value	Rank	Country	Value	Rank	Country	Value	Rank	Country	Value
1	China	1403500,37	51	Korea, North	25368,62	101	Papua New Guinea	8084,99	151	Bahrain	1425,17
2	India	1324171,35	52	Madagascar	24894,55	102	Togo	7606,37	152	Trinidad and Tobago	1364,96
3	United States	325952,42	53	Australia	24125,85	103	Sierra Leone	7396,19	153	Swaziland	1343,10
4	Indonesia	261115,46	54	Cote d'Ivoire (Ivory Coast)	23695,92	104	Hong Kong	7302,84	154	Estonia	1312,44
5	Brazil	207652,87	55	Taiwan	23556,71	105	Bulgaria	7131,49	155	Timor-Leste (East Timor)	1268,67
6	Pakistan	193203,48	56	Cameroon	23439,19	106	Laos	6758,35	156	Mauritius	1262,13
7	Nigeria	185989,64	57	Sri Lanka	20798,49	107	Paraguay	6725,31	157	Equatorial Guinea	1221,49
8	Bangladesh	162951,56	58	Niger	20672,99	108	El Salvador	6344,72	158	Djibouti	942,33
9	Russia	143964,51	59	Romania	19778,08	109	Libya	6293,25	159	Fiji	898,76
10	Japan	127748,51	60	Burkina Faso	18646,43	110	Nicaragua	6149,93	160	Cyprus	850,77
11	Mexico	127540,42	61	Syria	18430,45	111	Lebanon	6006,67	161	Bhutan	797,77
12	Philippines	103320,22	62	Malawi	18091,58	112	Kyrgyzstan	5955,73	162	Comoros	795,60
13	Ethiopia	102403,20	63	Mali	17994,84	113	Denmark	5711,87	163	Guyana	773,30
14	Egypt	95688,68	64	Kazakhstan	17987,74	114	Turkmenistan	5662,54	164	Montenegro	628,62
15	Vietnam	94569,07	65	Chile	17909,75	115	Singapore	5622,46	165	Macau	612,17
16	Germany	81914,67	66	Netherlands	16987,33	116	Finland	5503,13	166	Solomon Islands	599,42
17	Iran	80277,43	67	Zambia	16591,39	117	Slovakia	5444,22	167	Luxembourg	575,75
18	Turkey	79512,43	68	Guatemala	16582,47	118	Norway	5254,69	168	Suriname	558,37
19	Congo (Kinshasa)	78736,15	69	Ecuador	16385,07	119	Congo (Brazzaville)	5125,82	169	Cape Verde	539,56
20	Thailand	68863,51	70	Zimbabwe	16150,36	120	Eritrea	4954,65	170	Western Sahara	538,76
21	France	66986,39	71	Cambodia	15762,37	121	Costa Rica	4857,27	171	Malta	429,36
22	United Kingdom	66036,85	72	Senegal	15411,61	122	Palestinian Territories	4790,71	172	Maldives	427,76
23	Italy	59429,94	73	Chad	14452,54	123	Ireland	4726,08	173	Brunei	423,20
24	South Africa	56015,47	74	Somalia	14318,00	124	New Zealand	4660,83	174	Bahamas, The	391,23
25	Tanzania	55572,20	75	Guinea	12395,92	125	Liberia	4613,82	175	Belize	366,95
26	Burma (Myanmar)	52885,22	76	South Sudan	12230,73	126	Central African Republic	4594,62	176	Iceland	332,47
27	Korea, South	50791,92	77	Rwanda	11917,51	127	Oman	4424,76	177	Barbados	285,00
28	Colombia	48653,42	78	Cuba	11475,98	128	Mauritania	4301,02	178	French Polynesia	280,21
29	Kenya	48461,57	79	Tunisia	11403,25	129	Croatia	4213,27	179	New Caledonia	272,68
30	Spain	46347,58	80	Belgium	11358,38	130	Moldova	4059,61	180	Vanuatu	270,40
31	Ukraine	44438,63	81	Greece	11183,72	131	Kuwait	4052,58	181	Sao Tome and Principe	199,91
32	Argentina	43847,43	82	Bolivia	10887,88	132	Panama	4034,12	182	Samoa	195,13
33	Uganda	41487,97	83	Benin	10872,30	133	Georgia	3925,41	183	Saint Lucia	178,02
34	Algeria	40606,05	84	Haiti	10847,33	134	Bosnia and Herzegovina	3516,82	184	Guam	162,90
35	Sudan	39578,83	85	Dominican Republic	10648,79	135	Uruguay	3444,01	185	Curaçao	159,37
36	Poland	38224,41	86	Czech Republic	10610,95	136	Mongolia	3027,40	186	Kiribati	114,40
37	Iraq	37202,57	87	Burundi	10524,12	137	Albania	2926,35	187	Saint Vincent/Grenadines	109,64
38	Canada	36289,82	88	Portugal	10371,63	138	Armenia	2924,82	188	Grenada	107,32
39	Morocco	35276,79	89	Sweden	9837,53	139	Lithuania	2908,25	189	Tonga	107,12
40	Afghanistan	34656,03	90	Hungary	9753,28	140	Jamaica	2881,36	190	Micronesia	104,94
41	Saudi Arabia	32275,69	91	Azerbaijan	9725,38	141	Qatar	2569,80	191	Aruba	104,82
42	Peru	31773,84	92	Belarus	9480,04	142	Namibia	2479,71	192	Antigua and Barbuda	100,96
43	Venezuela	31568,18	93	Jordan	9455,80	143	Botswana	2250,26	193	Seychelles	94,23
44	Uzbekistan	31446,80	94	United Arab Emirates	9269,61	144	Lesotho	2203,82	194	Andorra	77,28
45	Malaysia	31187,27	95	Honduras	9112,87	145	Macedonia	2081,21	195	Dominica	73,54
46	Nepal	28982,77	96	Serbia	8820,08	146	Slovenia	2077,86	196	Bermuda	61,67
47	Mozambique	28829,48	97	Tajikistan	8734,95	147	Gambia, The	2038,50	197	Cayman Islands	60,77
48	Angola	28813,46	98	Austria	8712,14	148	Gabon	1979,79	198	Greenland	56,41
49	Ghana	28206,73	99	Switzerland	8439,41	149	Latvia	1970,53	199	American Samoa	55,60
50	Yemen	27584,21	100	Israel	8191,83	150	Guinea-Bissau	1815,70	200	Northern Mariana Islands	55,02

África

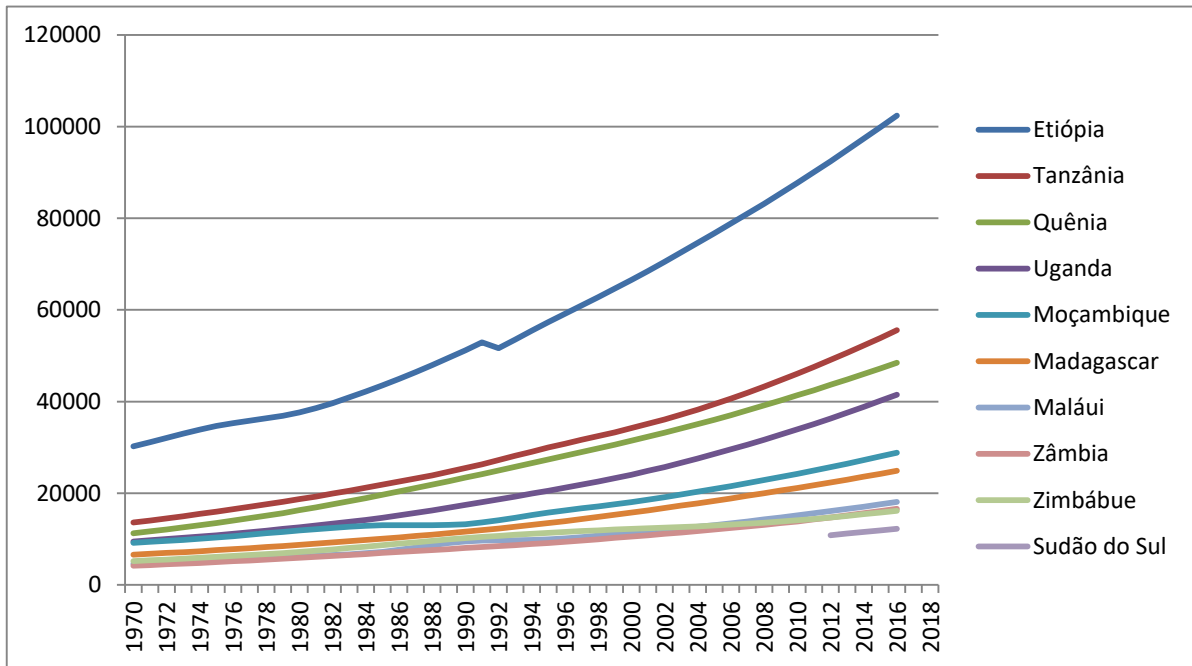
África Central



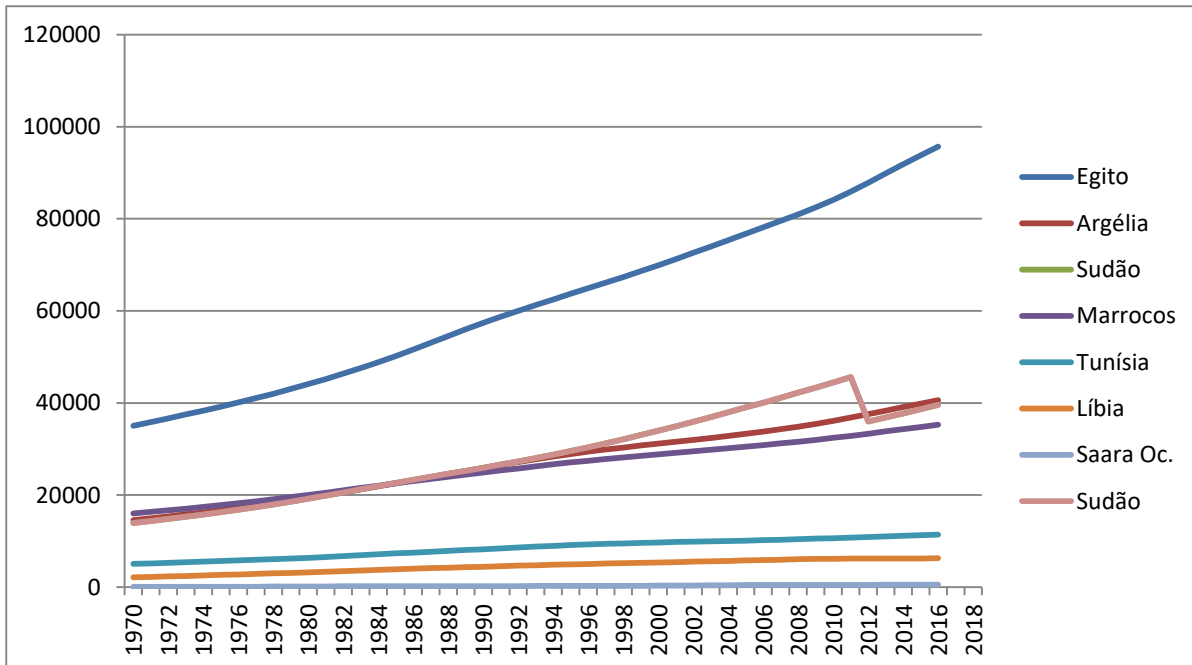
África Meridional



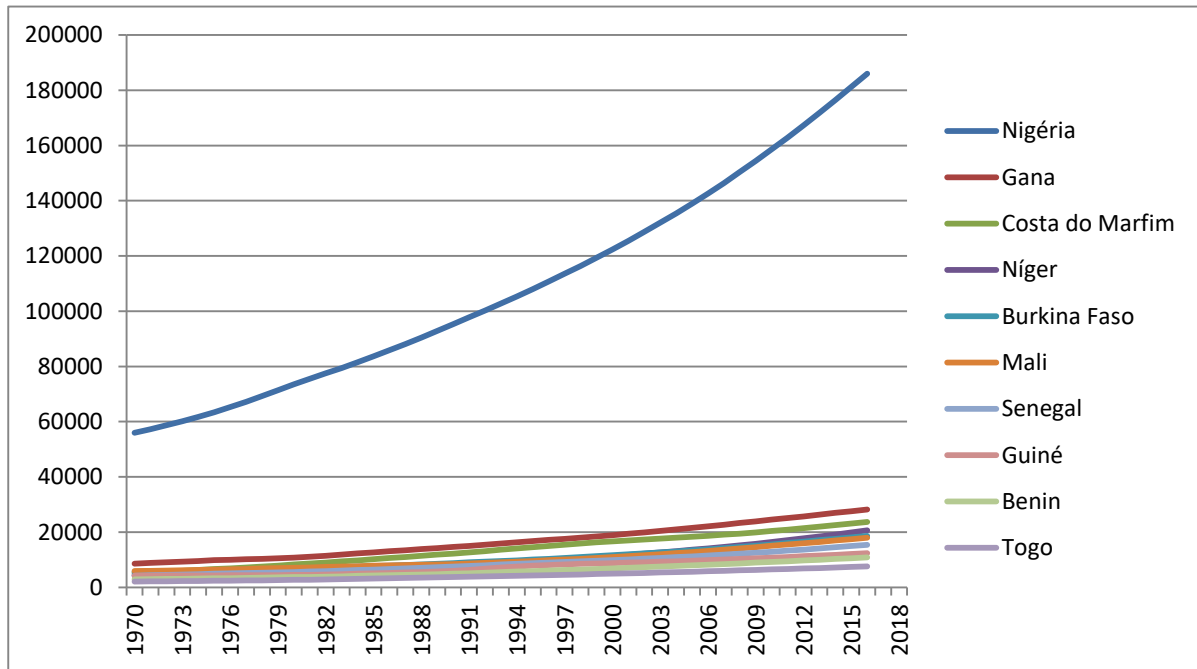
Leste da África



Norte da África

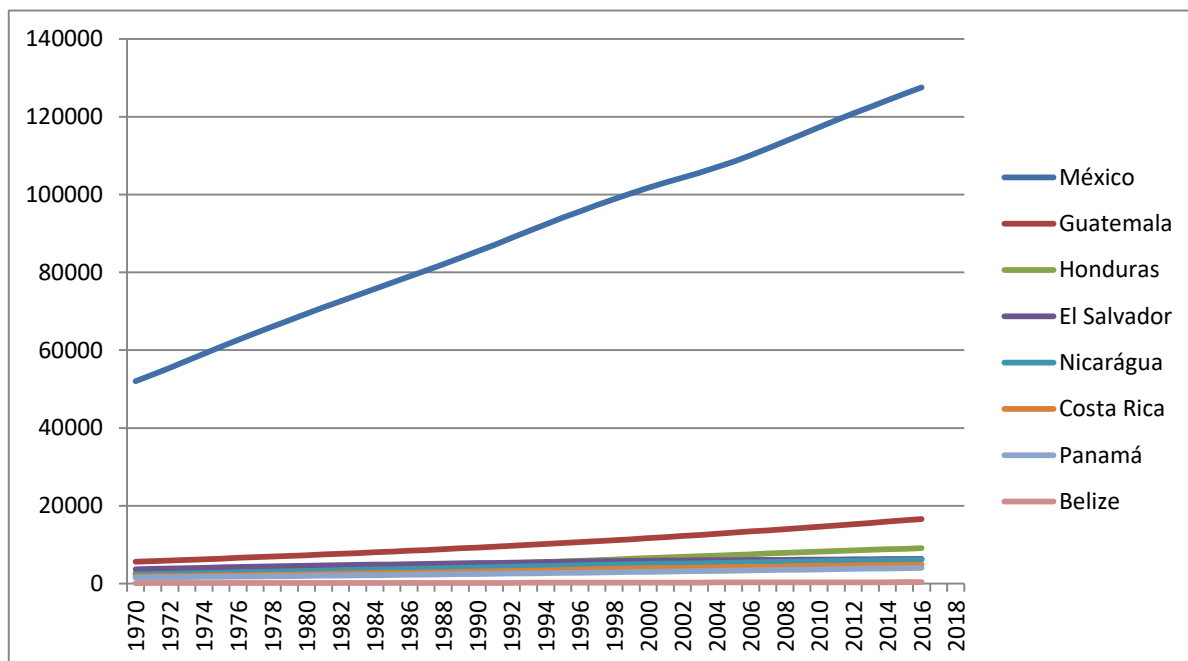


Oeste da África

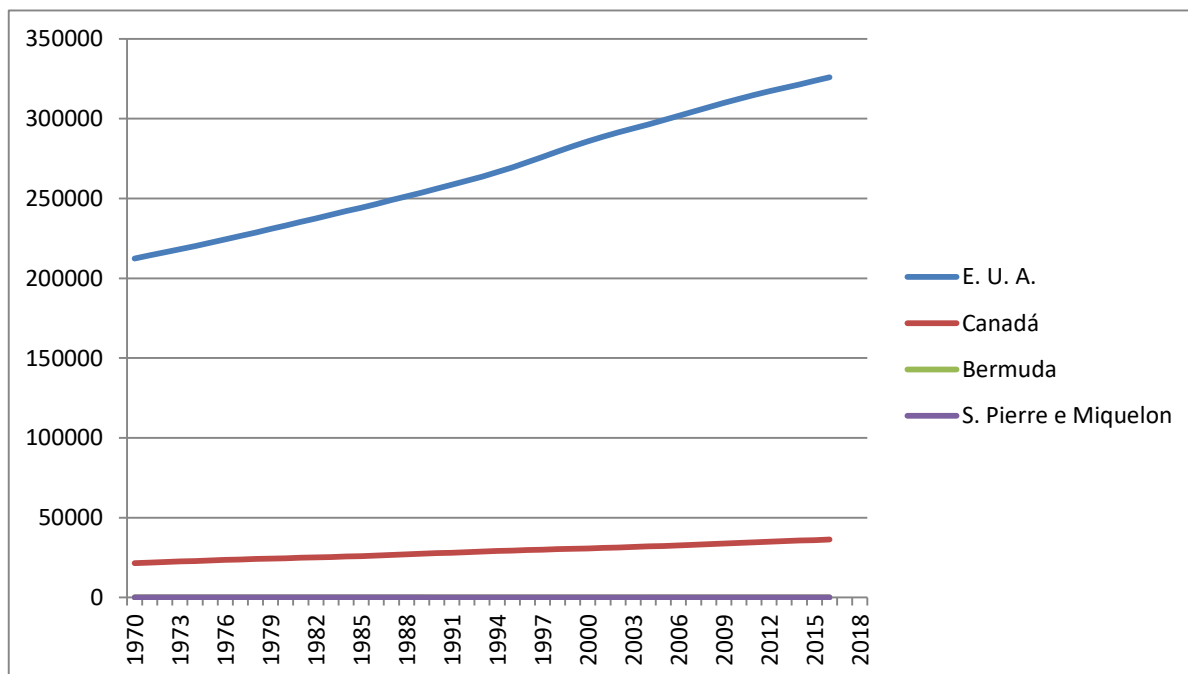


Américas

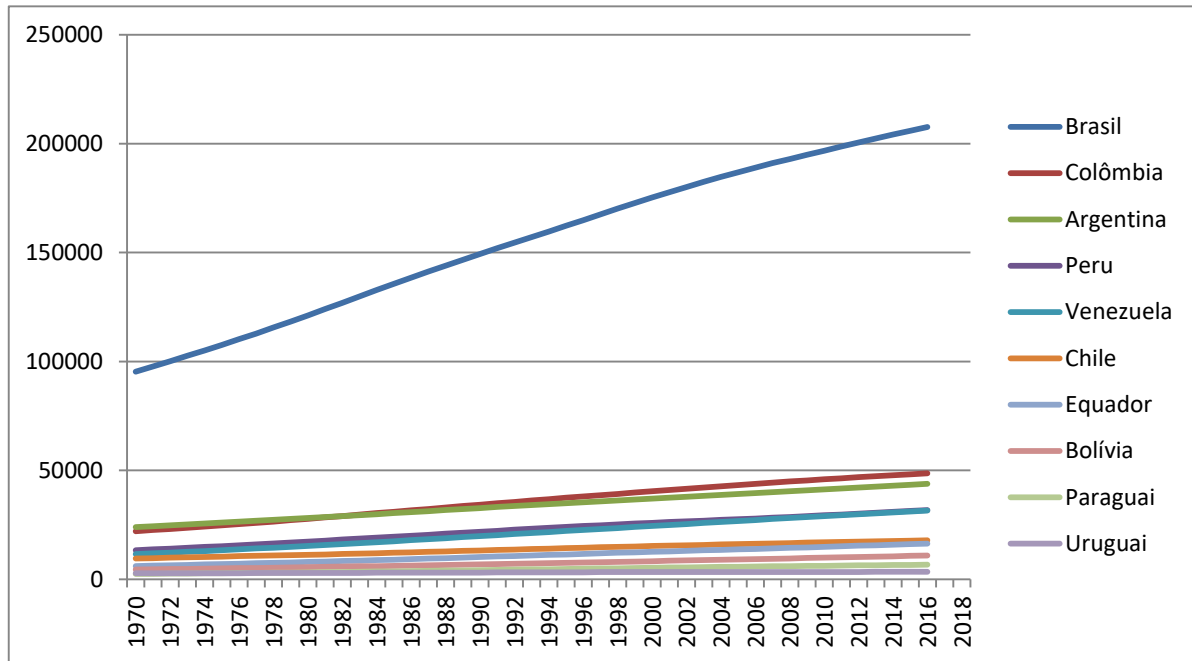
América Central



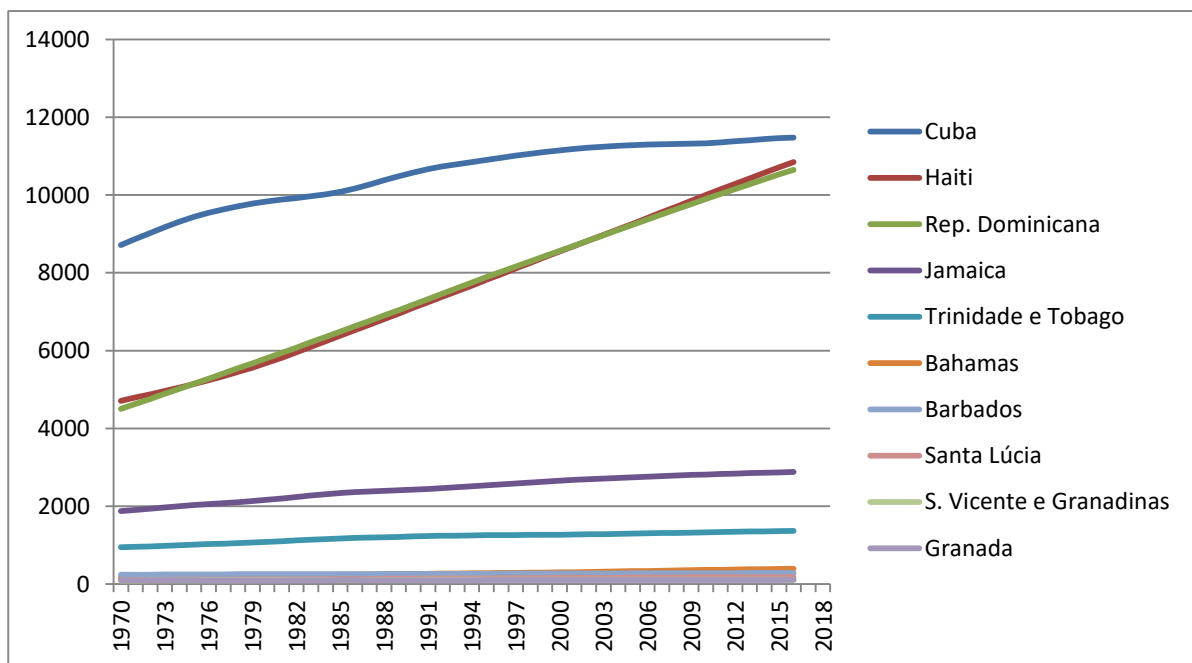
América do Norte



América do Sul

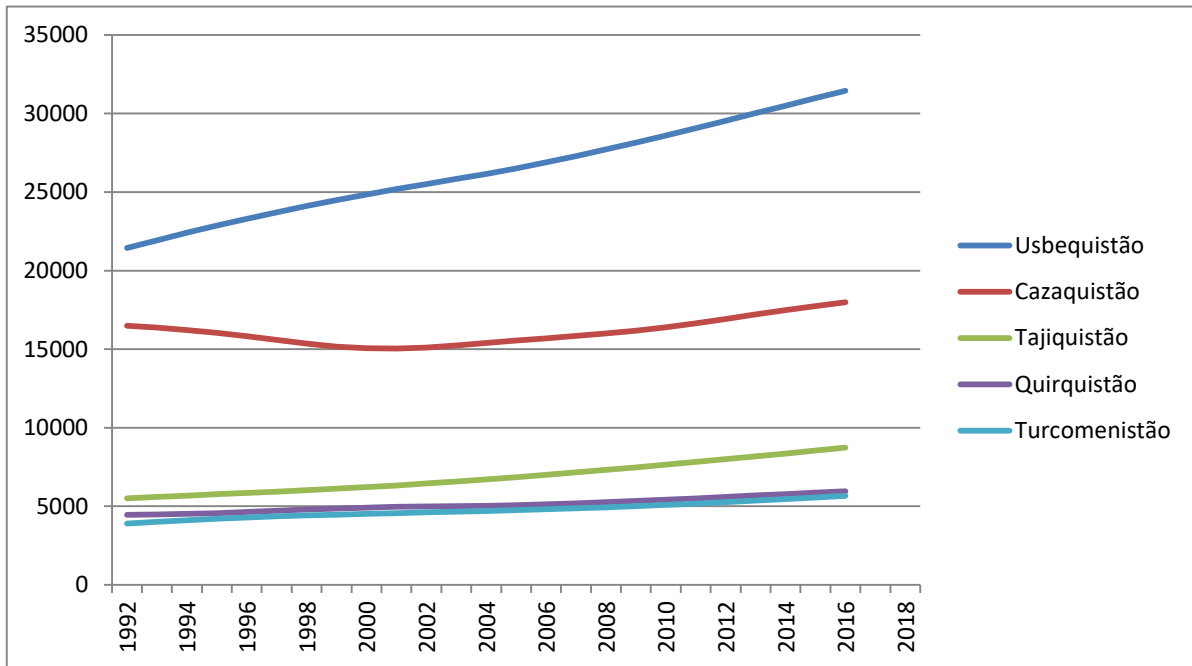


Caribe

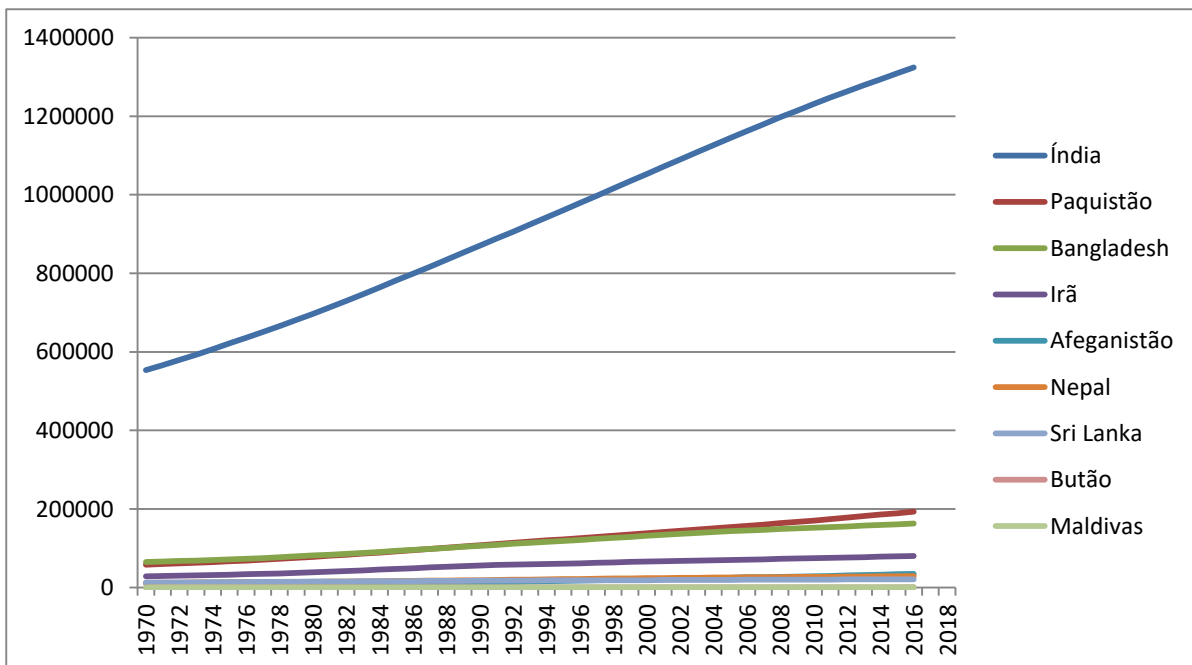


Ásia

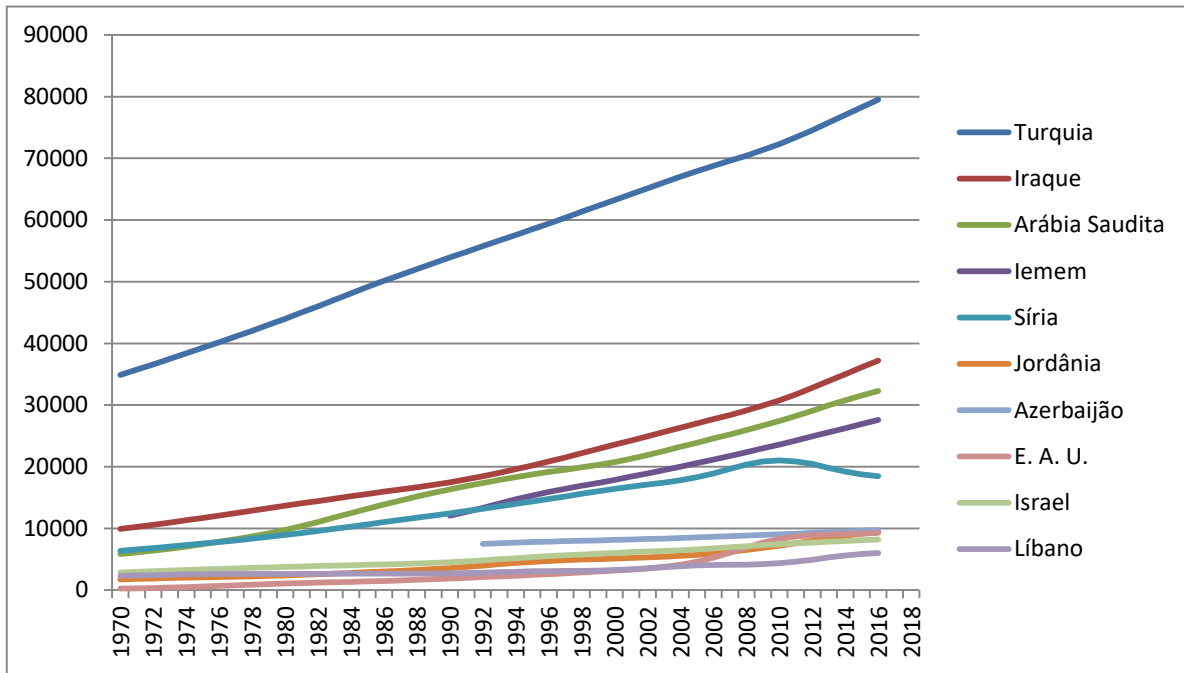
Ásia Central



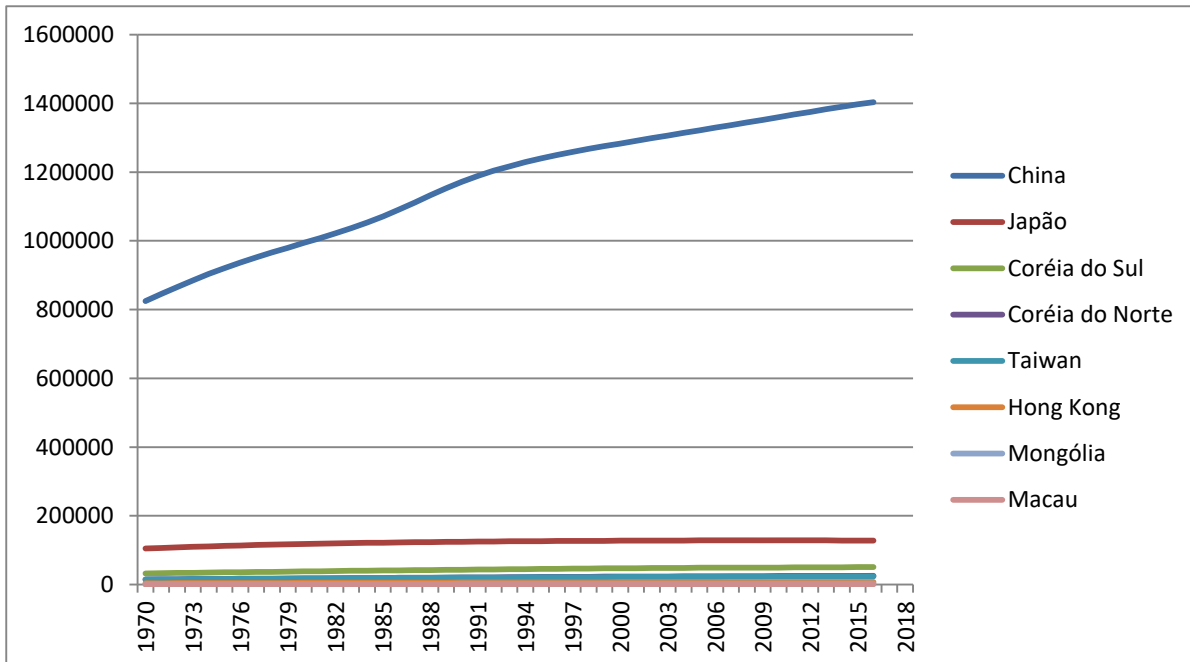
Ásia Meridional



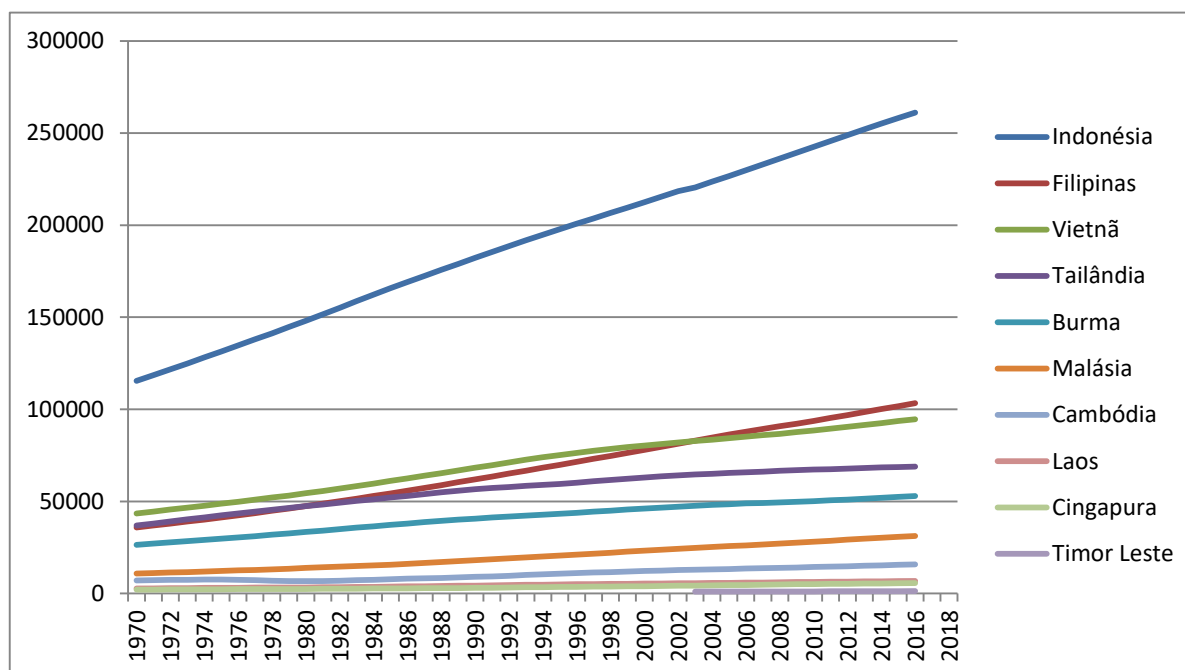
Oriente Médio



Ásia Oriental

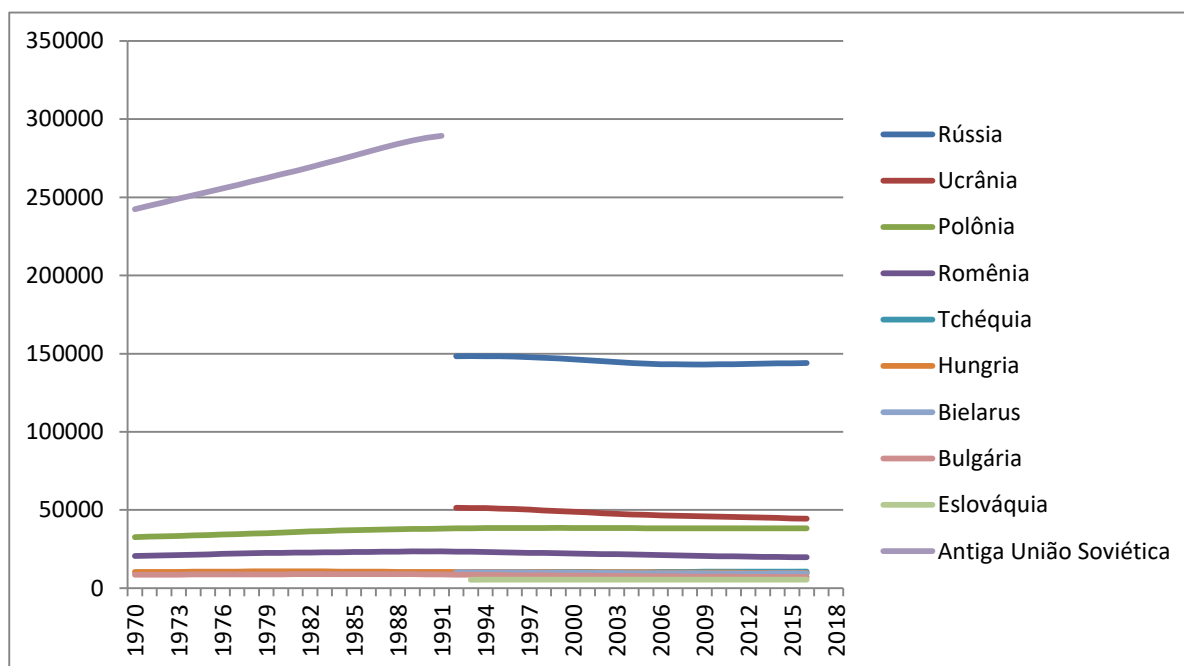


Sudeste Asiático

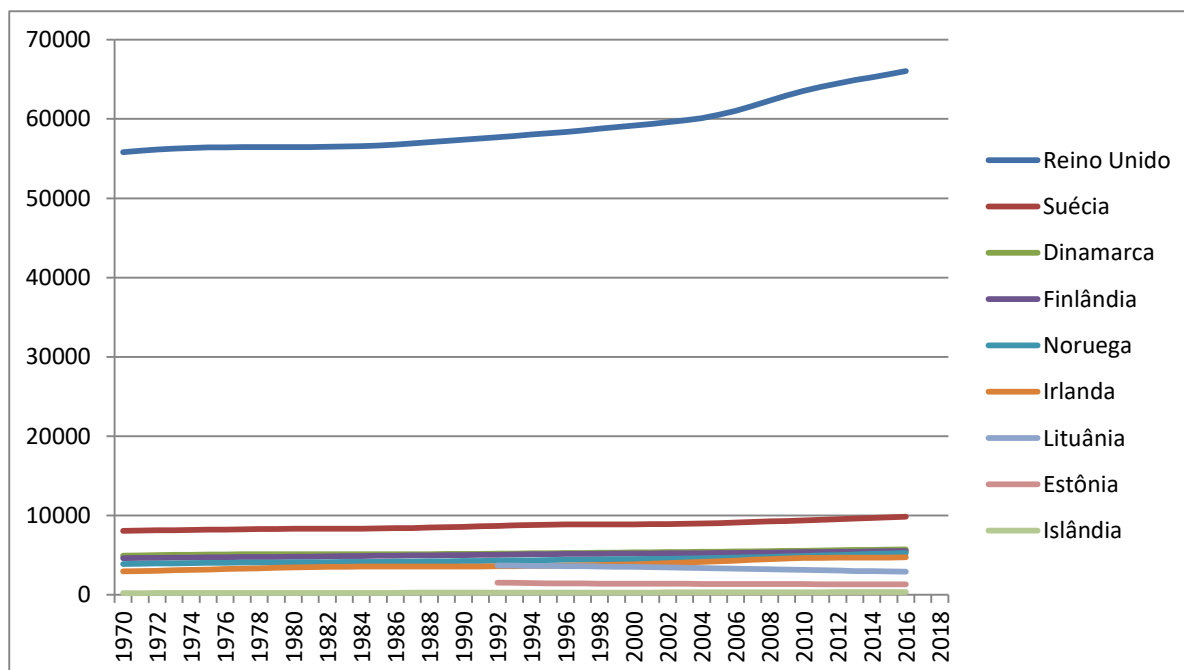


Europa

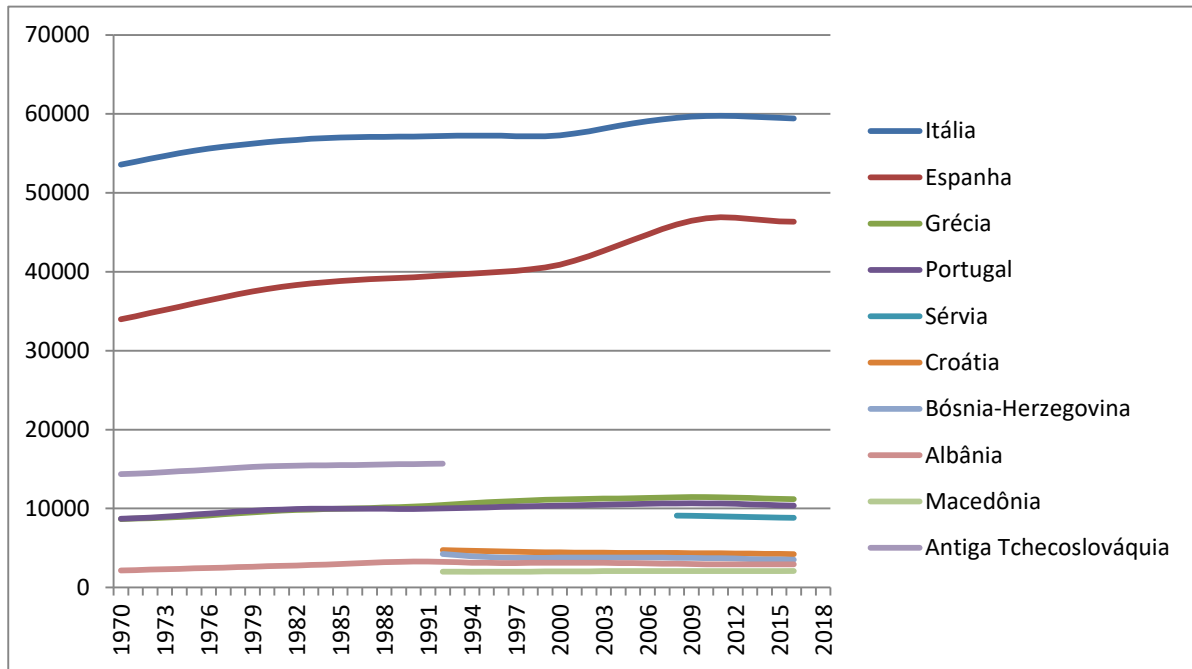
Leste Europeu



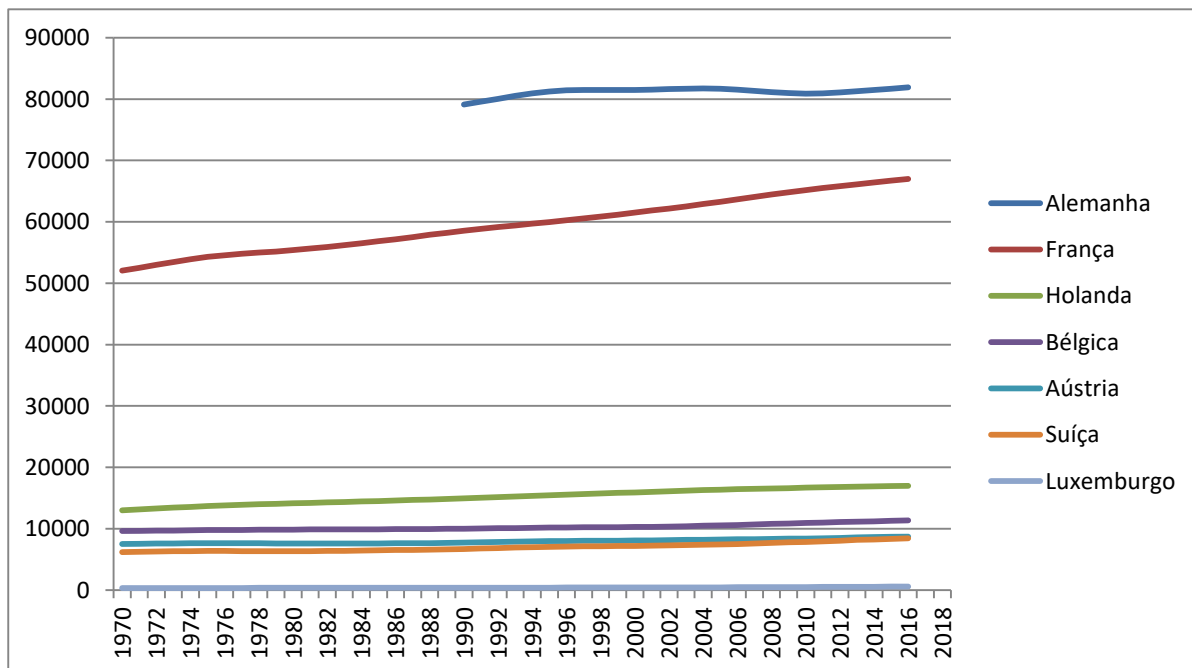
Europa Setentrional



Europa Meridional

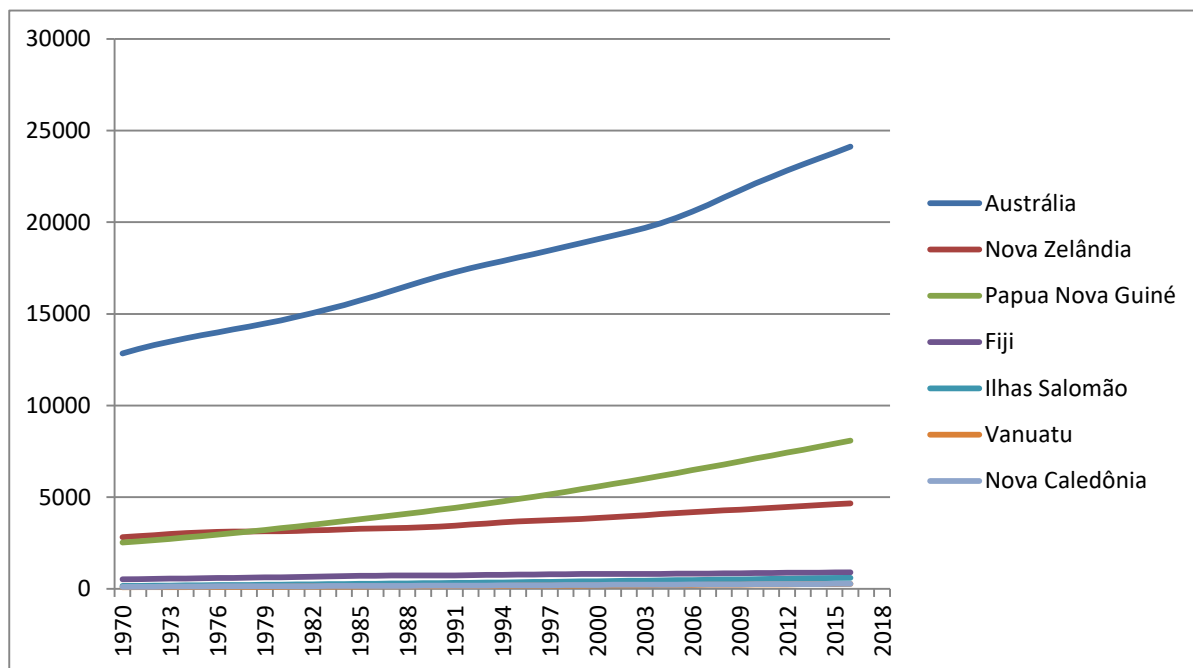


Europa Ocidental

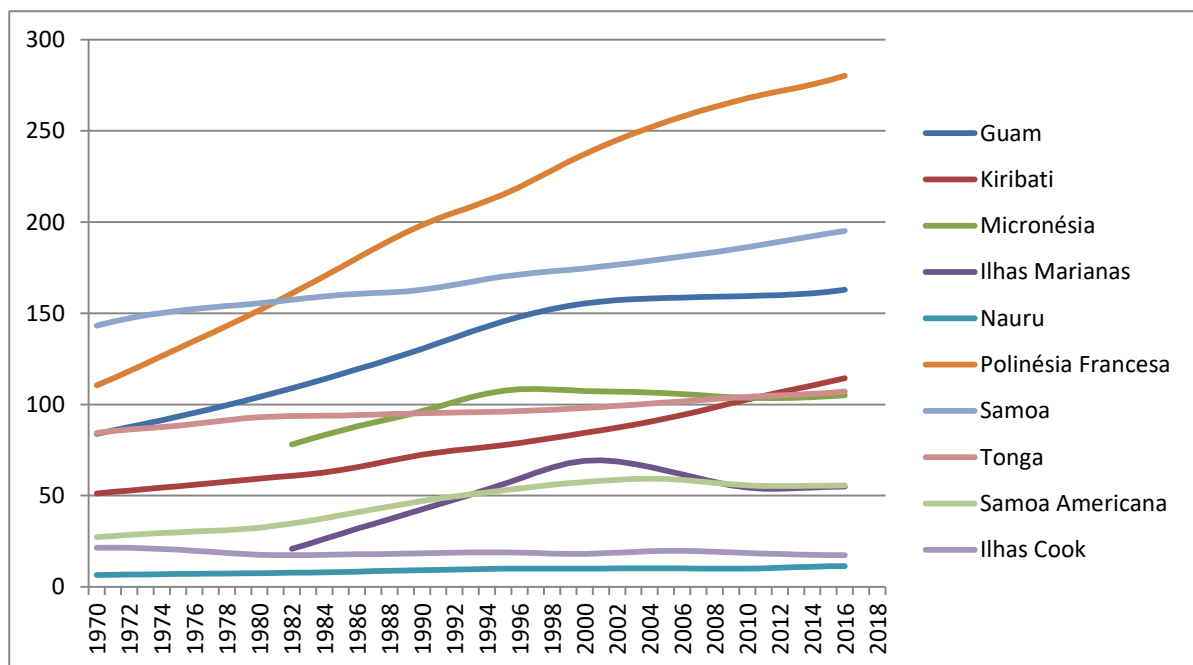


Oceania

Austrália e Melanésia



Micronésia e Polinésia



Referências

BP Global (BP). BP Statistical Review of World Energy. Disponível online em:
<https://www.bp.com/en/global/corporate/energy-economics/statistical-review-of-world-energy/downloads.html>

Energy Information Administration (EIA). International Energy Statistics. Disponível online em:
<https://www.eia.gov/beta/international/data/browser/#/?c=4100000020000600000000000000g000200000000000001&vs=INTL.44-1-AFRC-QBTU.A&vo=0&v=H&end=2015>

International Monetary Fund (IMF). World Economic Outlook – Database. October 2018 Disponível online em: <https://www.imf.org/external/pubs/ft/weo/2018/02/weodata/weoselgr.aspx>

Stockholm International Peace Research Institute (SIPRI). SIPRI Military Expenditure Database. Disponível online em: <https://www.sipri.org/databases/milex>

United Nations Conference on Trade and Development (UNCTAD). UNCTADSTAT. Disponível online em: http://unctadstat.unctad.org/wds/ReportFolders/reportFolders.aspx?sCS_ChosenLang=en

World Development Indicators (WDI). The World Bank Databank. Disponível online em: <http://databank.worldbank.org/data/reports.aspx?source=World-Development-Indicators>