



Observatório de dados internacionais

Comparação entre países

**Percentual das transações corrente em relação ao
PIB
(em % do PIB)**

Coordenação: Prof. Thiago Periard

Departamento de Ciências Econômicas



**Universidade Federal
de São João del-Rei**

Sobre o DataObs

O Observatório de dados internacionais – DataObs - é um projeto de pesquisa destinado a levantar, organizar e disponibilizar a mais ampla gama possível de dados internacionais disponíveis nos principais organismos internacionais. Com isto o projeto espera contribuir para uma melhor compreensão da realidade socioeconômica mundial, sendo uma ferramenta útil para uma discussão baseada em fatos.

Sobre este relatório

Este relatório apresenta a evolução histórica de uma variável nos 170 países de maior população do mundo. Com isto espera-se disponibilizar uma ferramenta de fácil acesso para comparações entre países.

Equipe do Projeto

Coordenação: Prof. Thiago Periard do Amaral

Colaboração : Prof. Norberto Martins Vieira

Marcos Vinicius Barbosa – Estudante de Ciências Econômicas da UFSJ

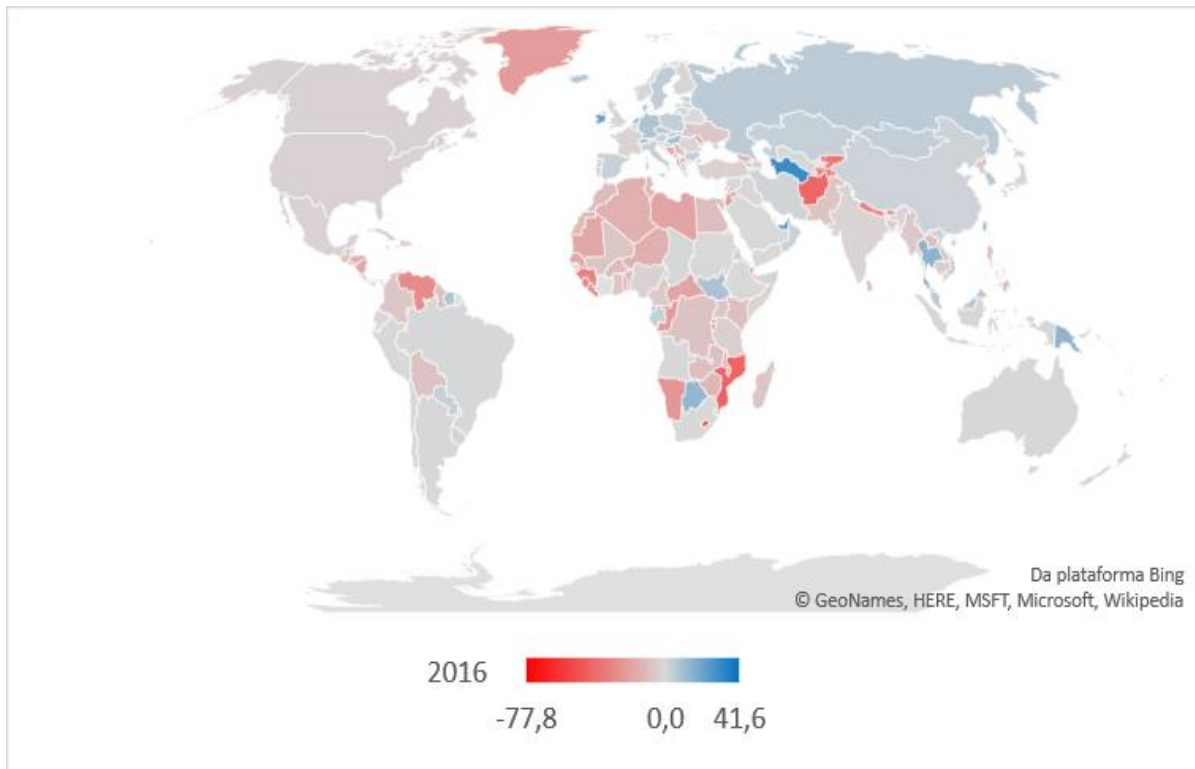
Contato

www.dataobs.com.br
contato@dataobs.com.br

Índice

1 - Visão geral da amostra	pág. 4
2 - África	pág. 6
3 - Américas	pág. 10
4 - Ásia	pág. 13
5 - Europa	pág. 17
6 - Oceania	pág. 20
7 - Referências	pág. 22

Mapa

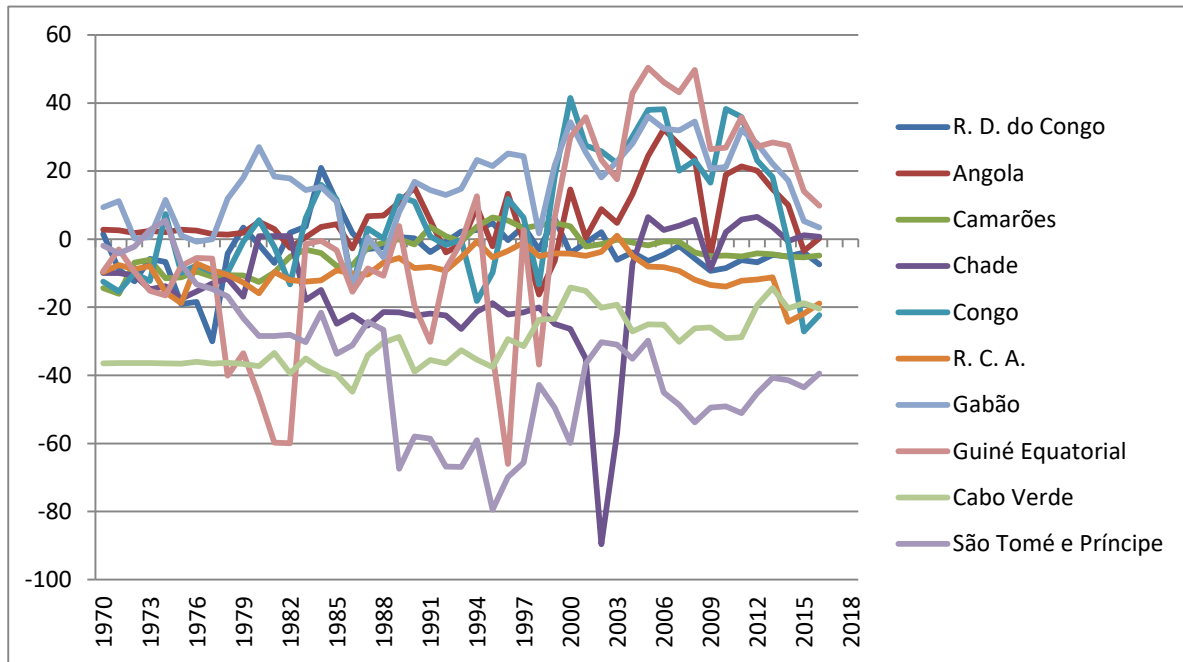


Ranking

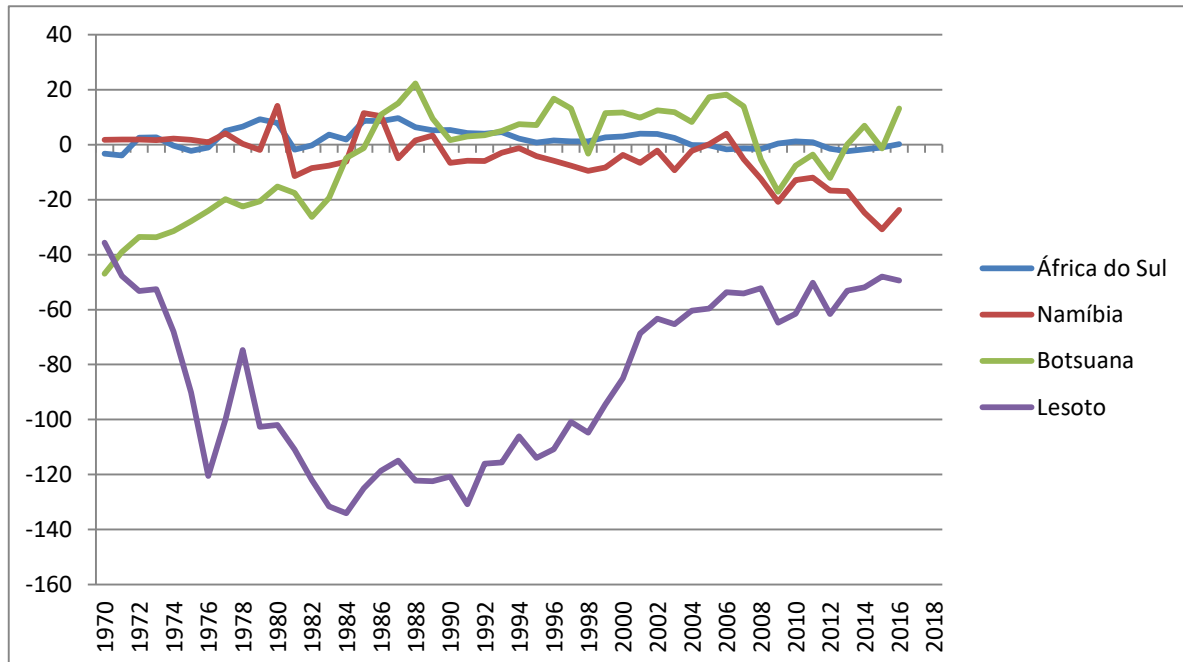
Rank	Country	Value	Rank	Country	Value	Rank	Country	Value	Rank	Country	Value
1	Macau	41,56	51	Andorra	3,02	101	Cyprus	-0,78	151	Burkina Faso	-9,92
2	Luxembourg	35,10	52	Spain	3,02	102	Romania	-0,94	152	Armenia	-10,14
3	Virgin Islands, British	34,95	53	Cote d'Ivoire (Ivory Coast)	2,95	103	Finland	-1,23	153	Morocco	-10,24
4	Turkmenistan	30,25	54	Croatia	2,82	104	Somalia	-1,37	154	Benin	-10,31
5	Singapore	25,88	55	Azerbaijan	2,78	105	India	-1,46	155	Serbia	-10,58
6	San Marino	25,56	56	Vietnam	2,56	106	France	-1,95	156	Trinidad and Tobago	-11,22
7	United Arab Emirates	25,46	57	Oman	2,44	107	Mexico	-1,98	157	Tunisia	-11,36
8	Urks and Caicos Islanc	22,18	58	China	2,23	108	Nigeria	-2,11	158	Malawi	-12,20
9	Ireland	22,01	59	Hong Kong	2,13	109	United Kingdom	-2,19	159	Zimbabwe	-12,34
10	Cook Islands	21,96	60	Israel	2,09	110	Canada	-2,37	160	Palau	-12,39
11	Bermuda	17,41	61	Iran	1,59	111	United States	-2,64	161	Aruba	-12,92
12	Thailand	14,73	62	Belgium	1,33	112	Turkey	-2,89	162	Jamaica	-13,57
13	Papua New Guinea	14,14	63	Lithuania	1,29	113	Tanzania	-3,13	163	Algeria	-14,27
14	Botswana	13,16	64	Uruguay	1,18	114	Panama	-3,35	164	Niger	-14,36
15	Taiwan	12,13	65	Japan	0,97	115	Eritrea	-3,40	165	El Salvador	-14,48
16	Brunei	11,84	66	Portugal	0,93	116	Swaziland	-3,65	166	Macedonia	-14,74
17	Switzerland	11,22	67	Latvia	0,90	117	Dominican Republic	-3,74	167	Honduras	-15,31
18	Netherlands	11,01	68	Norway	0,86	118	Guinea-Bissau	-4,21	168	Curaçao	-15,60
19	Malta	10,97	69	Chile	0,84	119	Cambodia	-4,39	169	Georgia	-15,64
20	Timor-Leste (East Timor)	10,25	70	Indonesia	0,78	120	Antigua and Barbuda	-4,63	170	Comoros	-16,16
21	Hungary	10,08	71	Uzbekistan	0,74	121	Bangladesh	-4,65	171	Senegal	-16,62
22	Equatorial Guinea	9,83	72	Australia	0,72	122	Cameroon	-4,83	172	Albania	-16,85
23	Slovenia	9,16	73	Chad	0,70	123	Korea, North	-5,27	173	Bosnia and Herzegovina	-16,88
24	South Sudan	8,89	74	Cayman Islands	0,66	124	Sudan	-5,42	174	Mauritania	-17,75
25	Bahrain	8,37	75	New Zealand	0,41	125	Barbados	-5,89	175	Nicaragua	-18,00
26	Suriname	8,17	76	Brazil	0,36	126	Dominica	-6,07	176	Grenada	-18,14
27	Germany	7,97	77	Angola	0,27	127	Burma (Myanmar)	-6,09	177	Seychelles	-18,18
28	Czech Republic	7,48	78	Iraq	0,26	128	Ukraine	-6,23	178	Gambia, The	-18,27
29	Korea, South	6,80	79	Saudi Arabia	0,16	129	Bahamas, The	-6,49	179	French Polynesia	-18,33
30	Iceland	6,49	80	South Africa	0,15	130	Colombia	-6,60	180	Central African Republic	-18,85
31	Malaysia	6,39	81	Peru	0,09	131	Mali	-6,77	181	Libya	-19,14
32	Denmark	6,19	82	Ecuador	0,05	132	Uganda	-6,94	182	Ethiopia	-19,77
33	Qatar	5,85	83	Ethiopia	0,00	133	Madagascar	-6,99	183	Togo	-19,85
34	Maldives	5,65	84	Former Czechoslovakia	0,00	134	Pakistan	-7,13	184	Saint Kitts and Nevis	-20,17
35	Russia	5,37	85	Former Serbia and Montenegro	0,00	135	Solomon Islands	-7,19	185	Cape Verde	-20,37
36	Sweden	4,84	86	Former USSR	0,00	136	Ghana	-7,19	186	Rwanda	-20,49
37	Bulgaria	4,31	87	Former Yugoslavia	0,00	137	Congo (Kinshasa)	-7,38	187	Anguilla	-20,62
38	Poland	4,05	88	Germany, Federal Republic of	0,00	138	Bolivia	-7,45	188	Lebanon	-20,78
39	Cuba	3,97	89	Indonesia	0,00	139	Sri Lanka	-7,63	189	Samoa	-21,57
40	Mongolia	3,97	90	Netherlands Antilles	0,00	140	Guatemala	-7,77	190	Greenland	-22,01
41	Estonia	3,86	91	Cook Islands, Trust Territory of	0,00	141	Fiji	-7,81	191	Jordan	-22,32
42	Kazakhstan	3,61	92	Panama	0,00	142	Guyana	-8,53	192	Congo (Brazzaville)	-22,35
43	Austria	3,57	93	Sudan	0,00	143	Vanuatu	-8,62	193	Tuvalu	-22,43
44	Slovakia	3,50	94	Yemen	0,00	144	Kenya	-8,79	194	Montenegro	-22,46
45	Paraguay	3,46	95	Yemen	0,00	145	Zambia	-8,90	195	Bhutan	-23,38
46	Aruba (Dutch part)	3,45	96	Belarus	-0,09	146	Philippines	-8,97	196	Namibia	-23,71
47	Gabon	3,44	97	Syria	-0,26	147	Egypt	-9,25	197	Saint Vincent and the Grenadines	-25,57
48	Saint Lucia	3,42	98	Costa Rica	-0,30	148	Belize	-9,38	198	Burundi	-25,67
49	Italy	3,39	99	Argentina	-0,69	149	Mauritius	-9,40	199	Liberia	-25,77
50	Kuwait	3,27	100	Greece	-0,72	150	Laos	-9,77	200	New Caledonia	-27,26

África

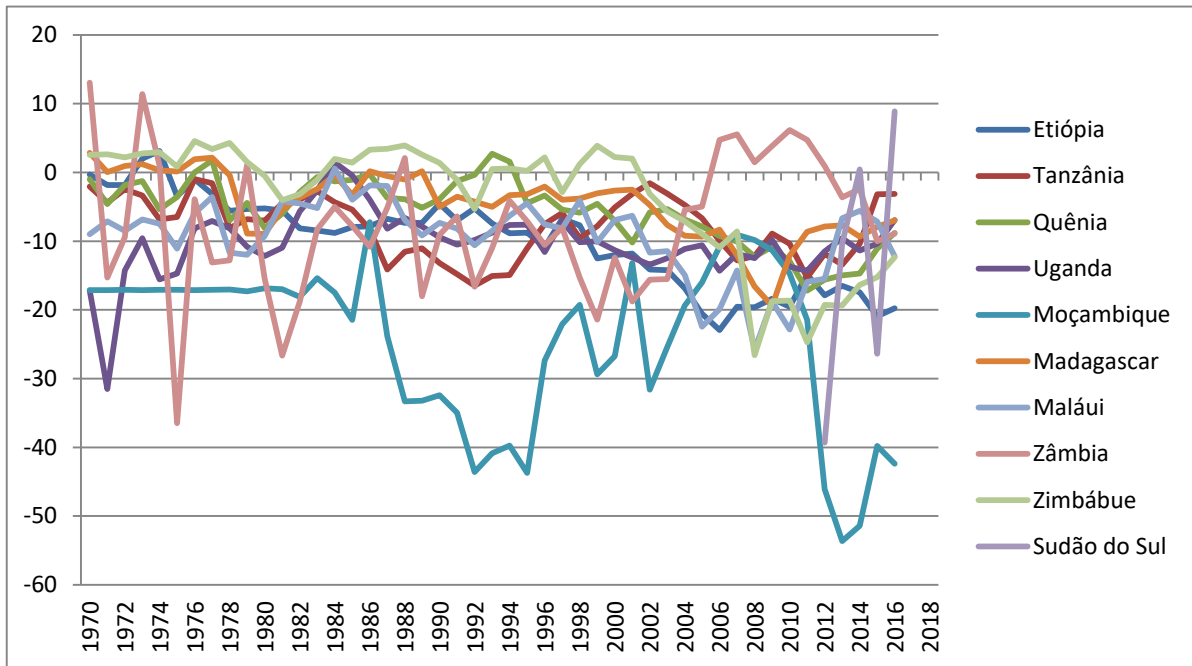
África Central



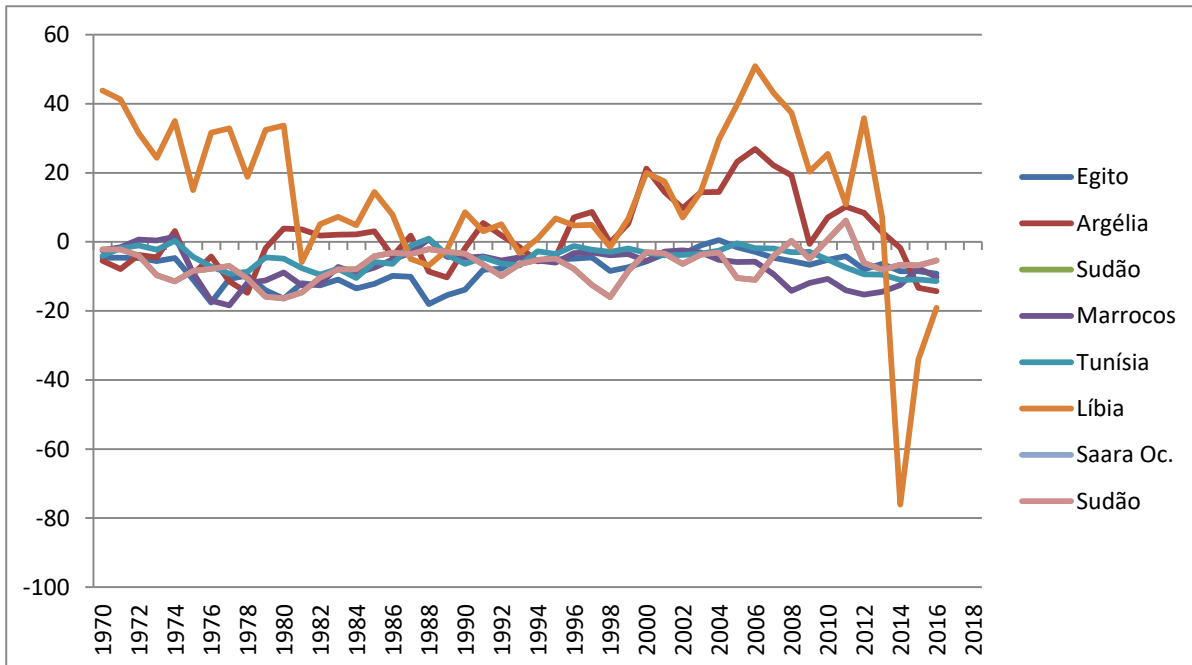
África Meridional



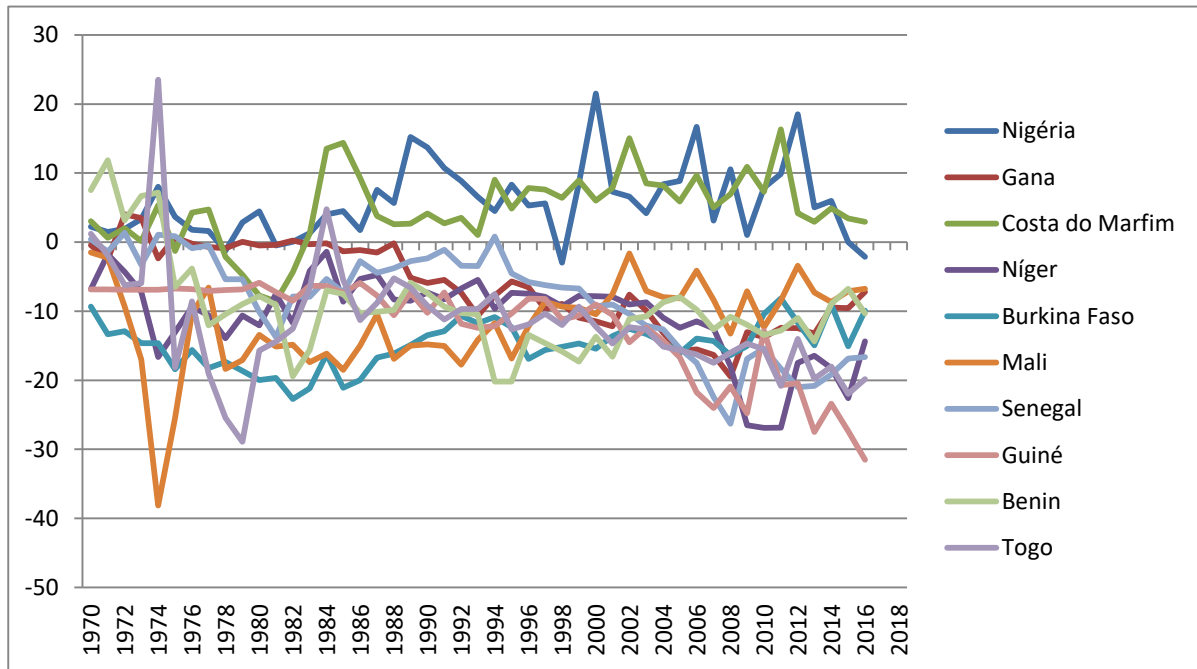
Leste da África



Norte da África

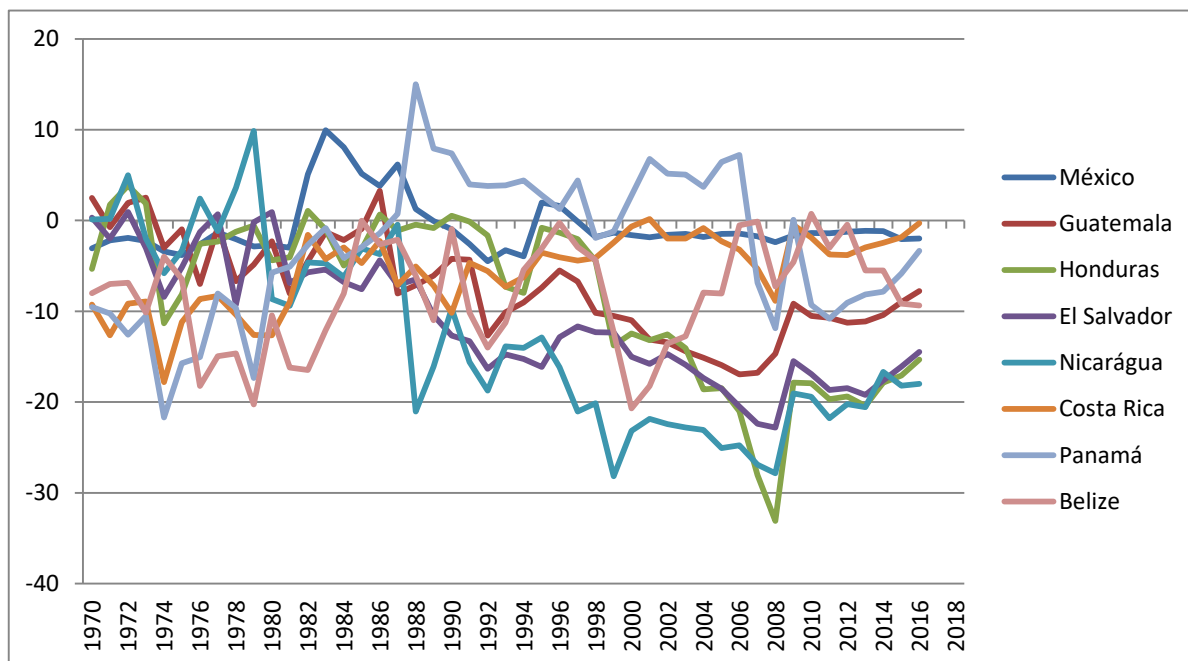


Oeste da África

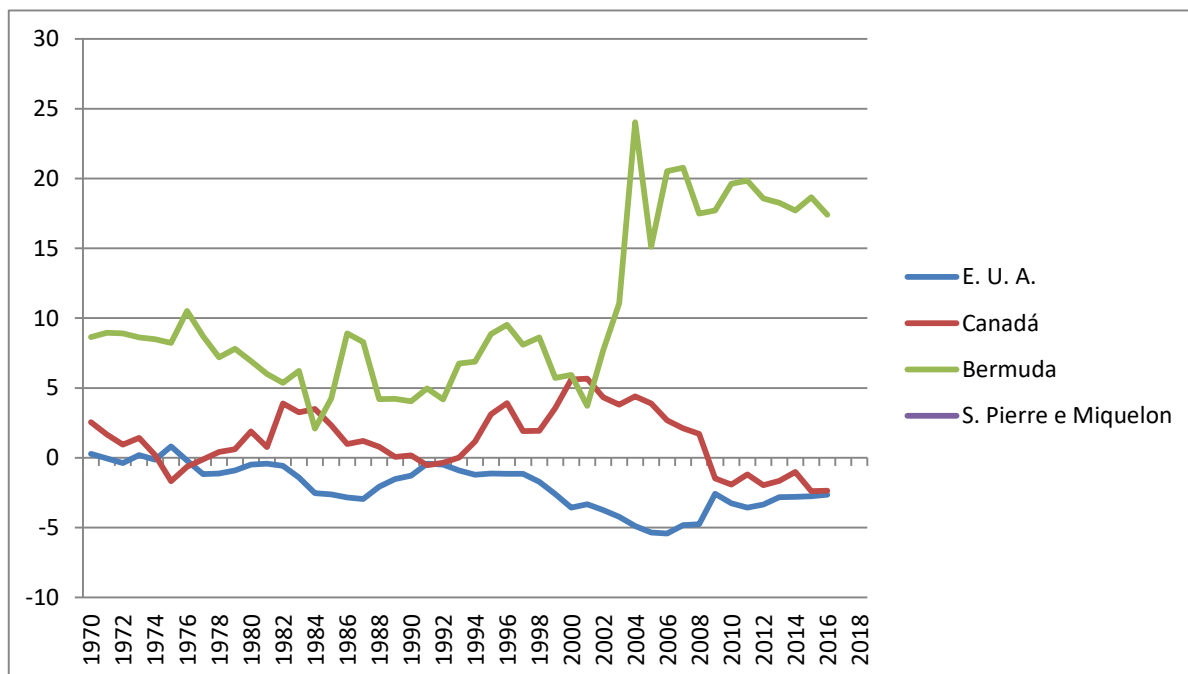


Américas

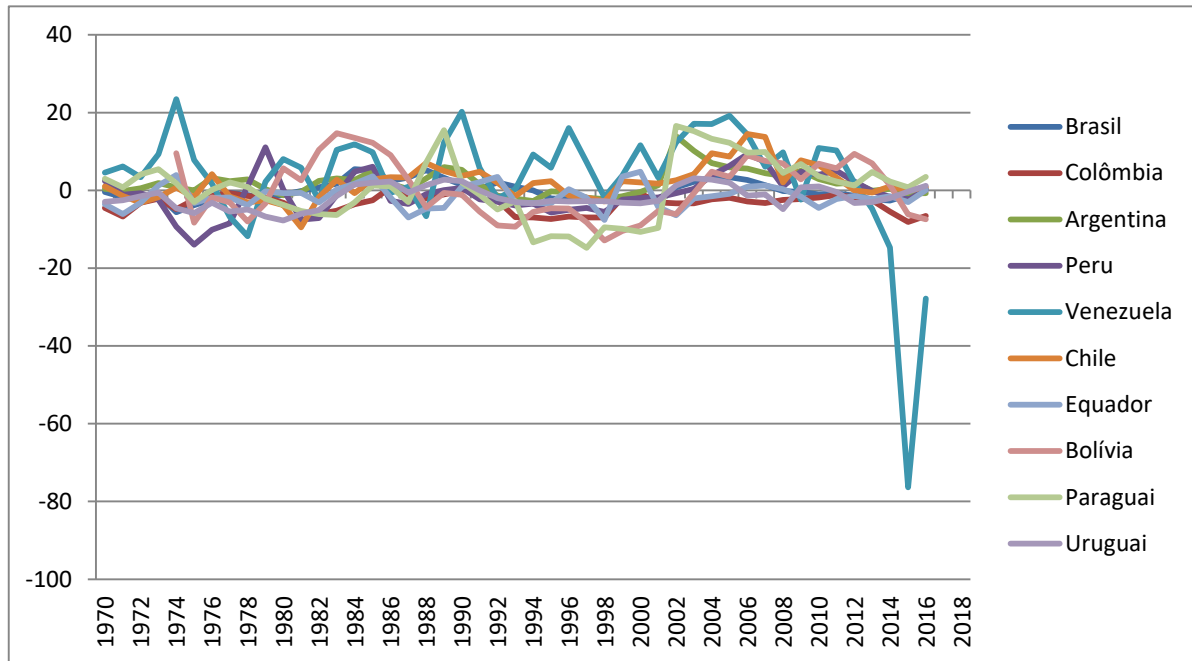
América Central



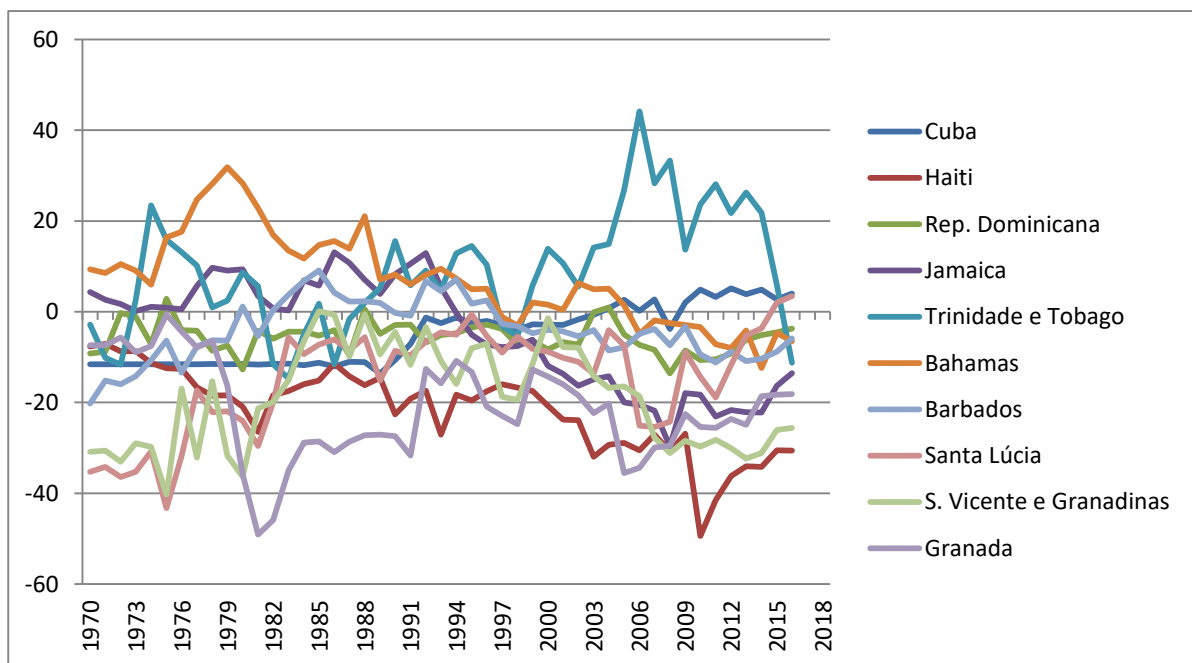
América do Norte



América do Sul

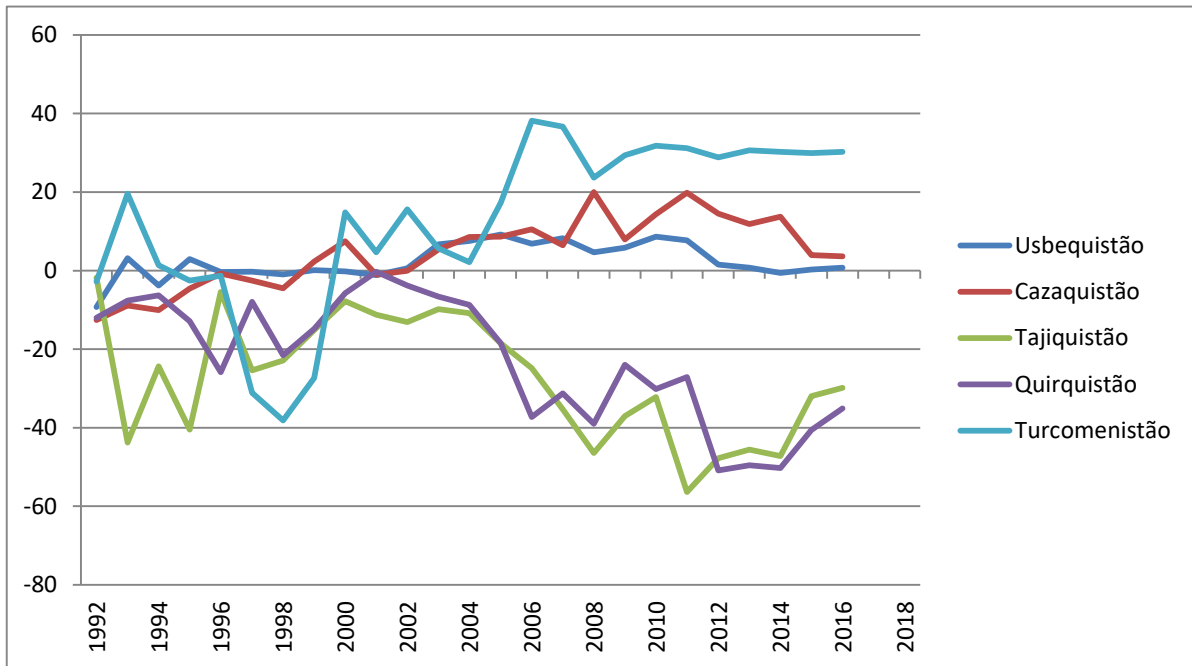


Caribe

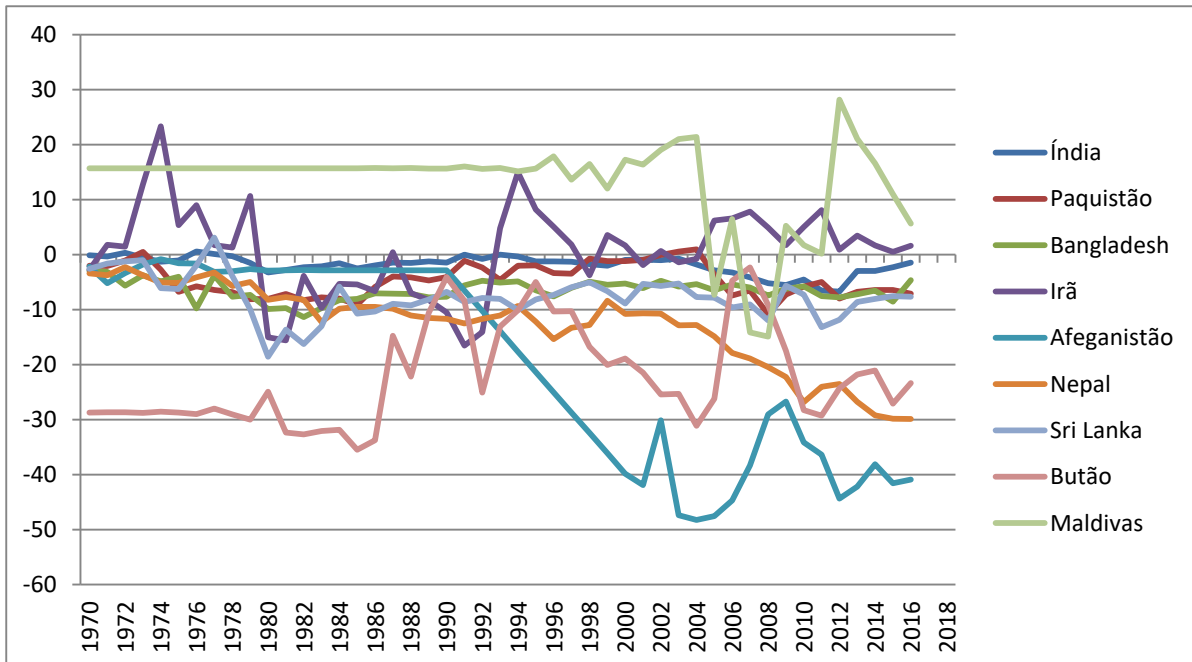


Ásia

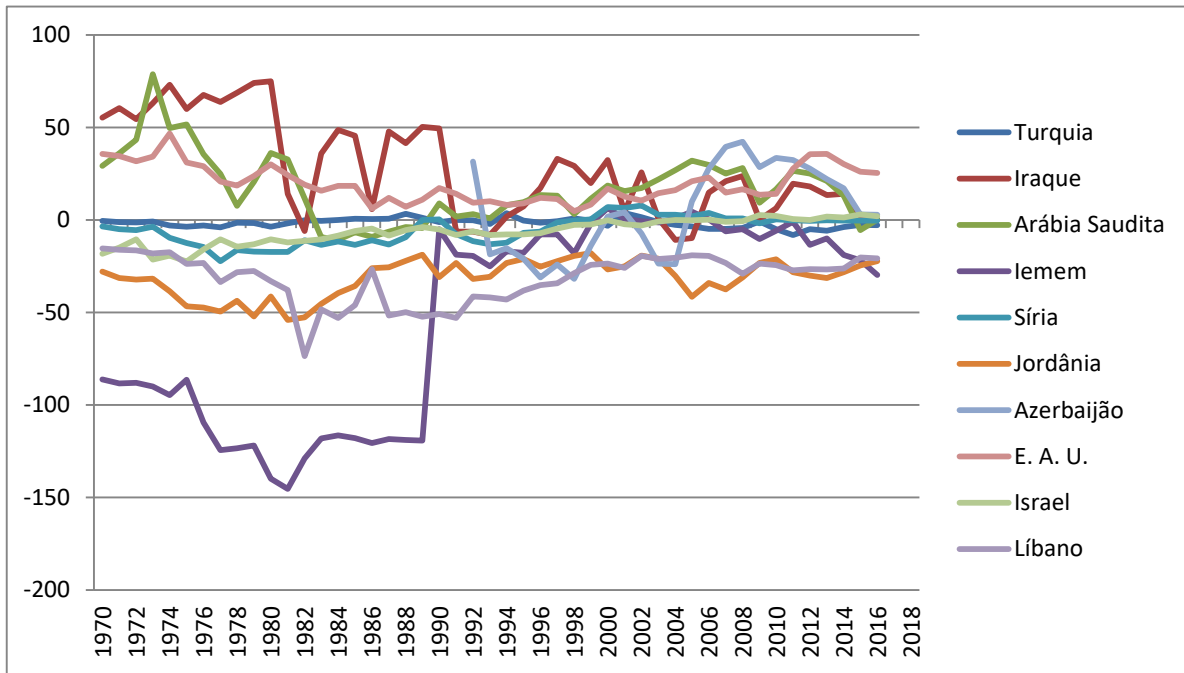
Ásia Central



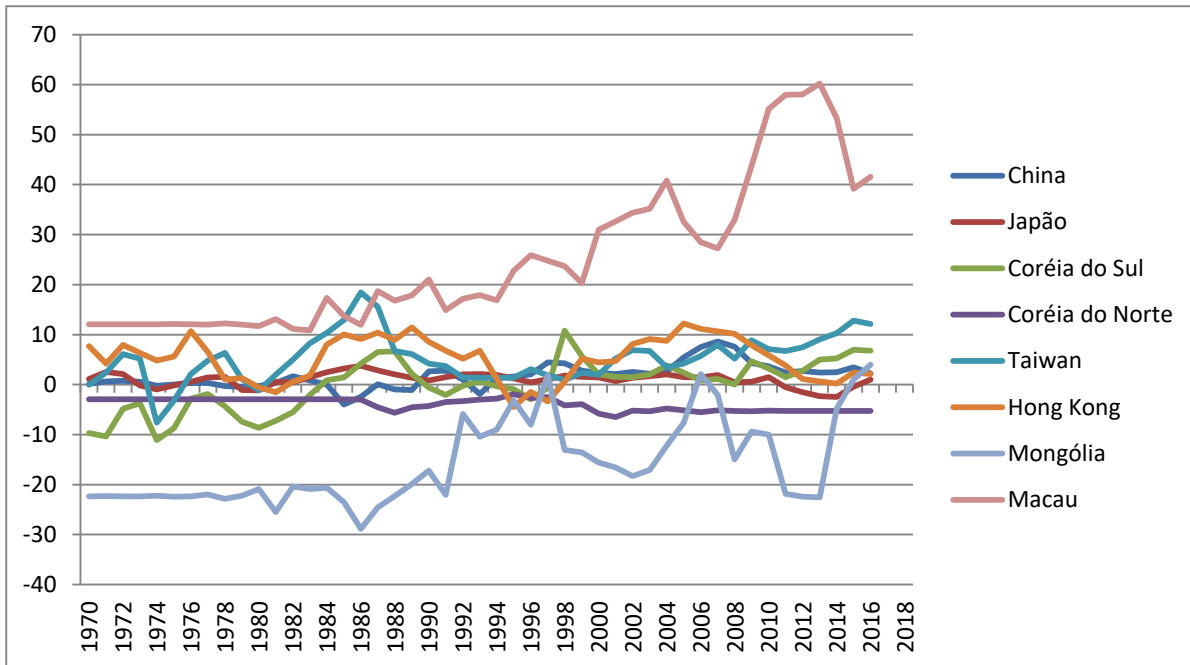
Ásia Meridional



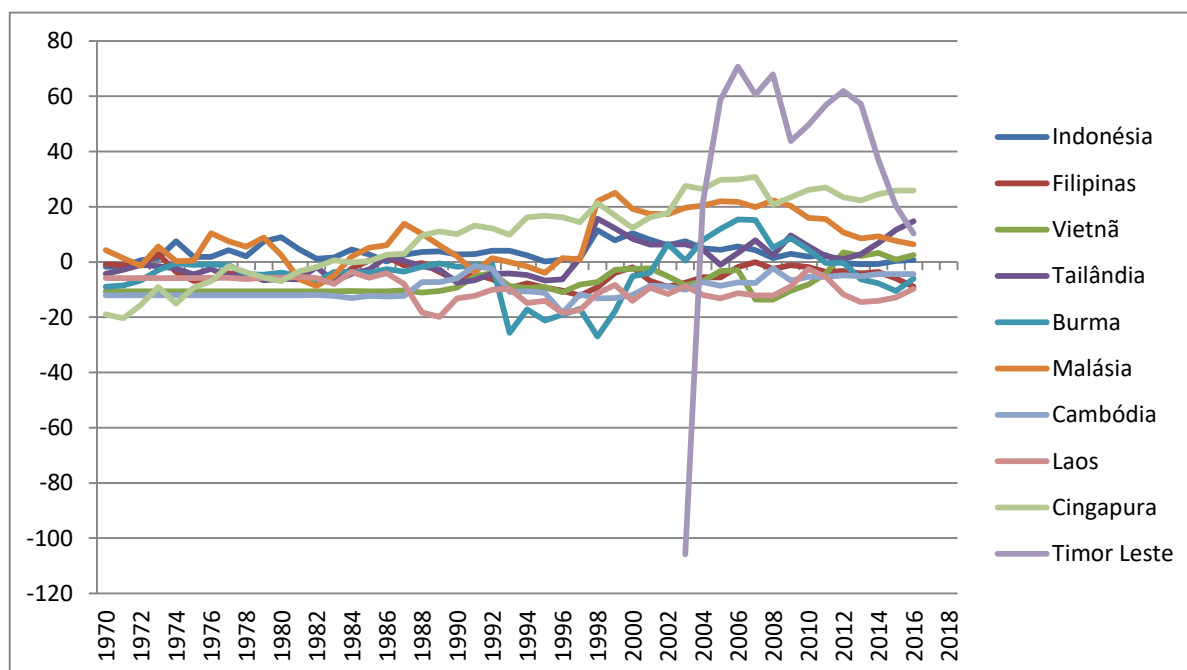
Oriente Médio



Ásia Oriental

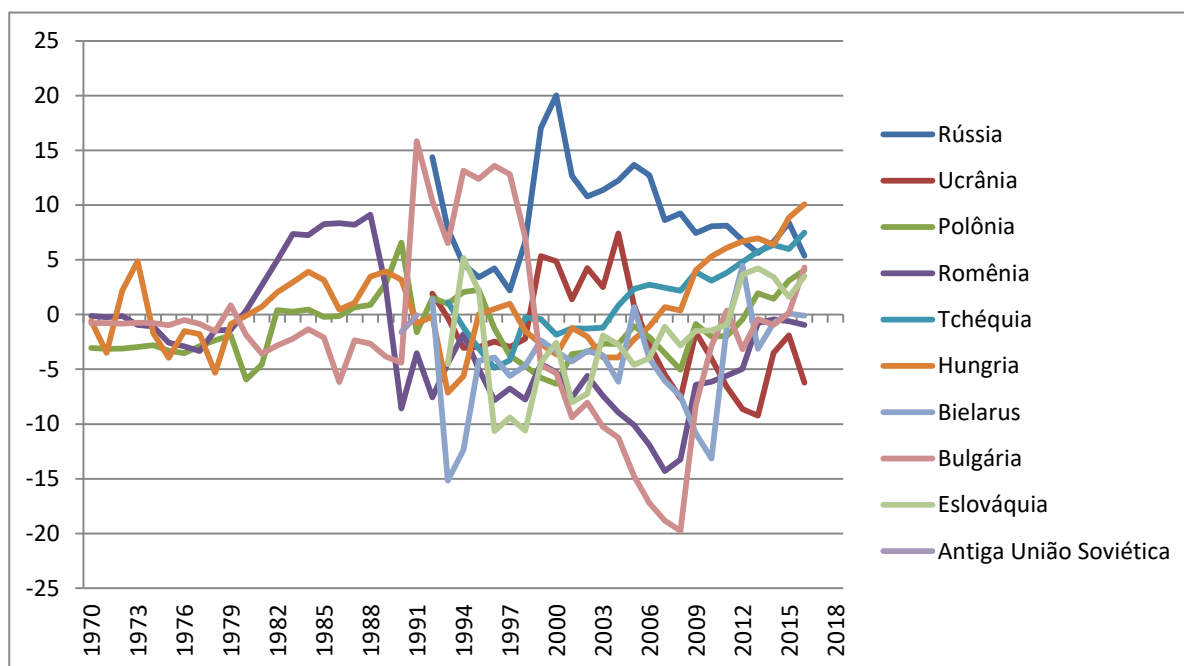


Sudeste Asiático

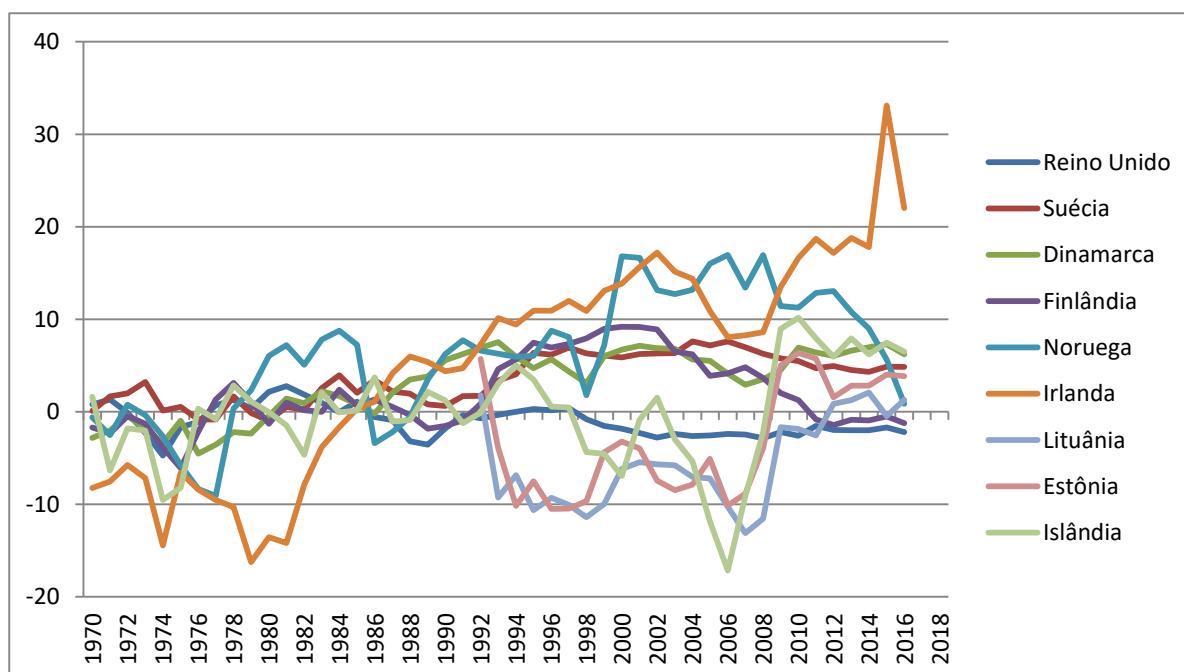


Europa

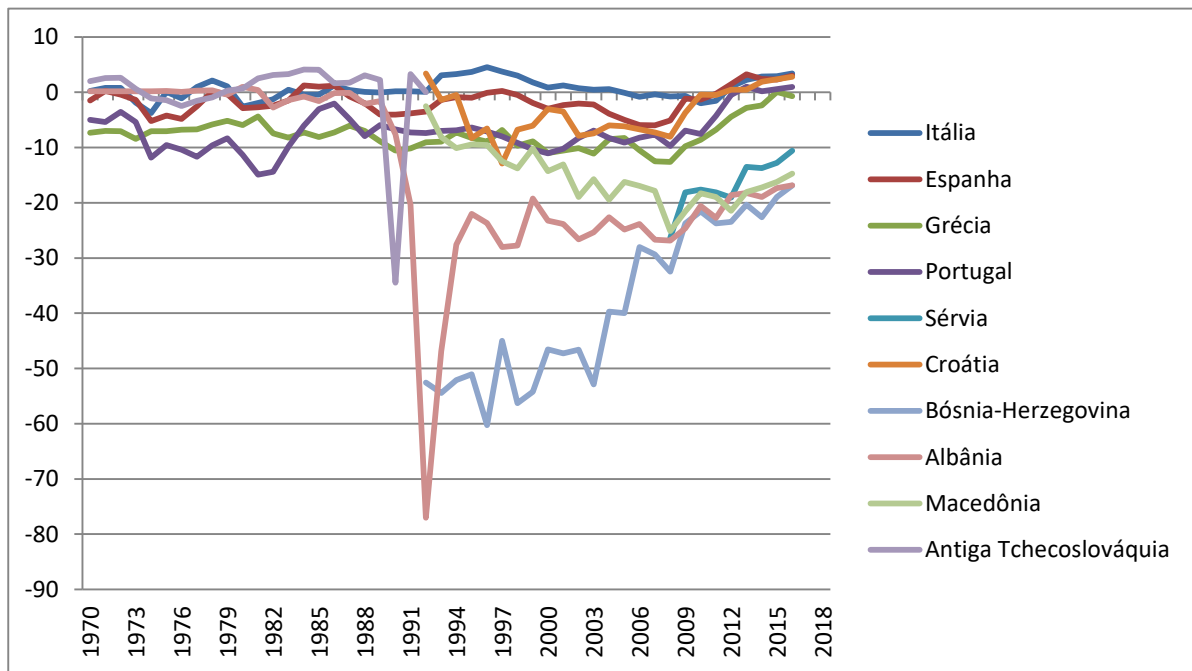
Leste Europeu



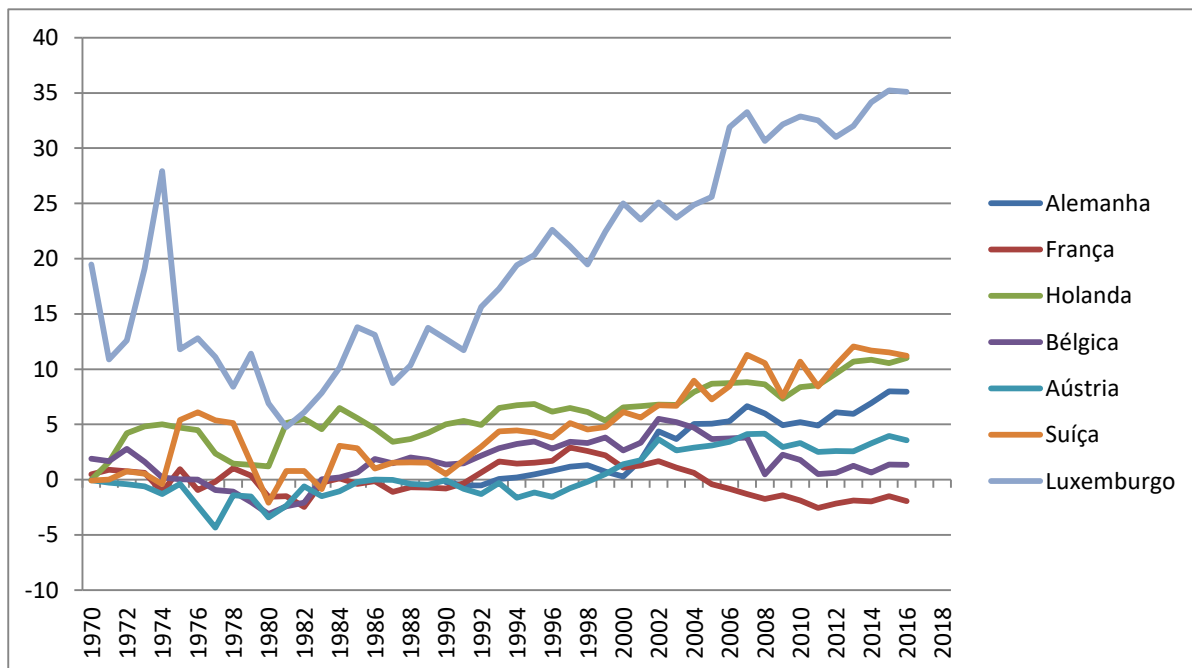
Europa Setentrional



Europa Meridional

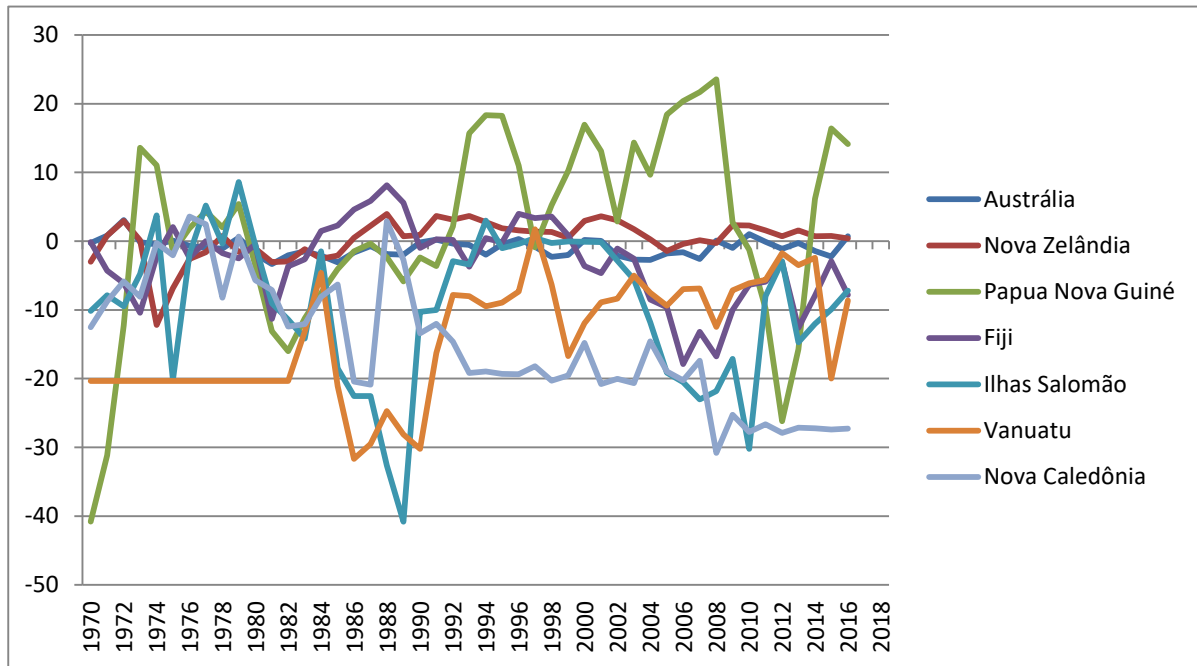


Europa Ocidental

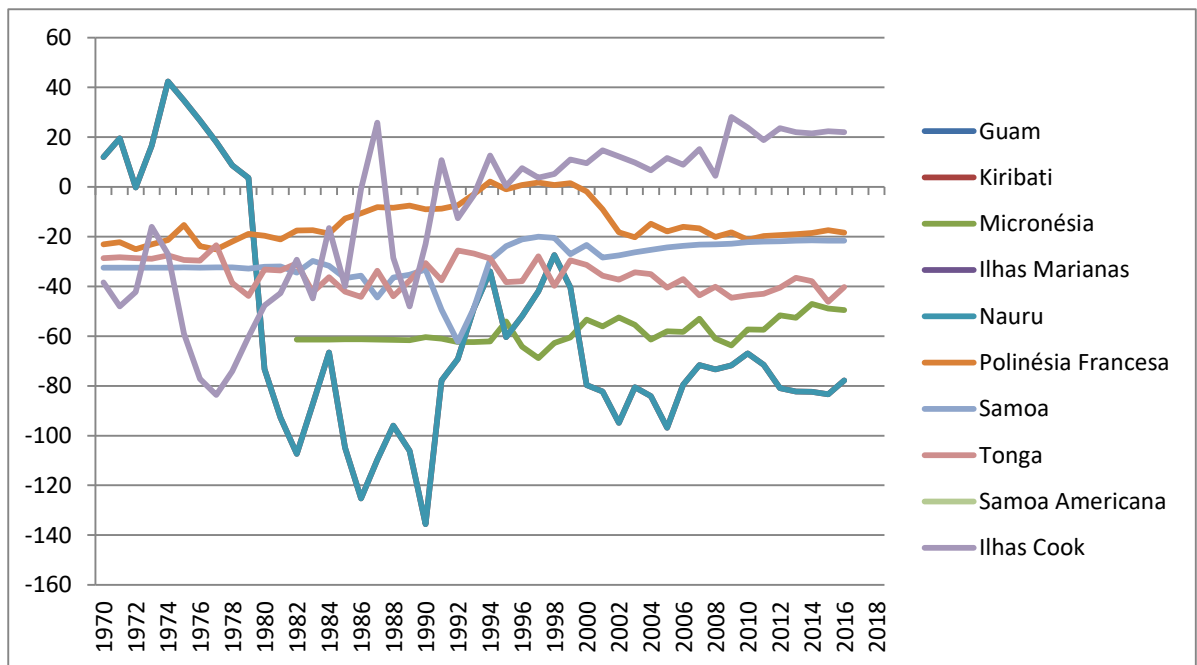


Oceania

Austrália e Melanésia



Micronésia e Polinésia



Referências

BP Global (BP). BP Statistical Review of World Energy. Disponível online em:
<https://www.bp.com/en/global/corporate/energy-economics/statistical-review-of-world-energy/downloads.html>

Energy Information Administration (EIA). International Energy Statistics. Disponível online em:
<https://www.eia.gov/beta/international/data/browser/#/?c=4100000020000600000000000000g000200000000000001&vs=INTL.44-1-AFRC-QBTU.A&vo=0&v=H&end=2015>

International Monetary Fund (IMF). World Economic Outlook – Database. October 2018 Disponível online em: <https://www.imf.org/external/pubs/ft/weo/2018/02/weodata/weoselgr.aspx>

Stockholm International Peace Research Institute (SIPRI). SIPRI Military Expenditure Database. Disponível online em: <https://www.sipri.org/databases/milex>

United Nations Conference on Trade and Development (UNCTAD). UNCTADSTAT. Disponível online em: http://unctadstat.unctad.org/wds/ReportFolders/reportFolders.aspx?sCS_ChosenLang=en

World Development Indicators (WDI). The World Bank Databank. Disponível online em: <http://databank.worldbank.org/data/reports.aspx?source=World-Development-Indicators>