



Observatório de dados internacionais

Comparação entre países

**Razão de dependência de idosos
(em % da população em idade ativa)**

Coordenação: Prof. Thiago Periard

Departamento de Ciências Econômicas



**Universidade Federal
de São João del-Rei**

Sobre o DataObs

O Observatório de dados internacionais – DataObs - é um projeto de pesquisa destinado a levantar, organizar e disponibilizar a mais ampla gama possível de dados internacionais disponíveis nos principais organismos internacionais. Com isto o projeto espera contribuir para uma melhor compreensão da realidade socioeconômica mundial, sendo uma ferramenta útil para uma discussão baseada em fatos.

Sobre este relatório

Este relatório apresenta a evolução histórica de uma variável nos 170 países de maior população do mundo. Com isto espera-se disponibilizar uma ferramenta de fácil acesso para comparações entre países.

Equipe do Projeto

Coordenação: Prof. Thiago Periard do Amaral

Colaboração : Prof. Norberto Martins Vieira

Marcos Vinicius Barbosa – Estudante de Ciências Econômicas da UFSJ

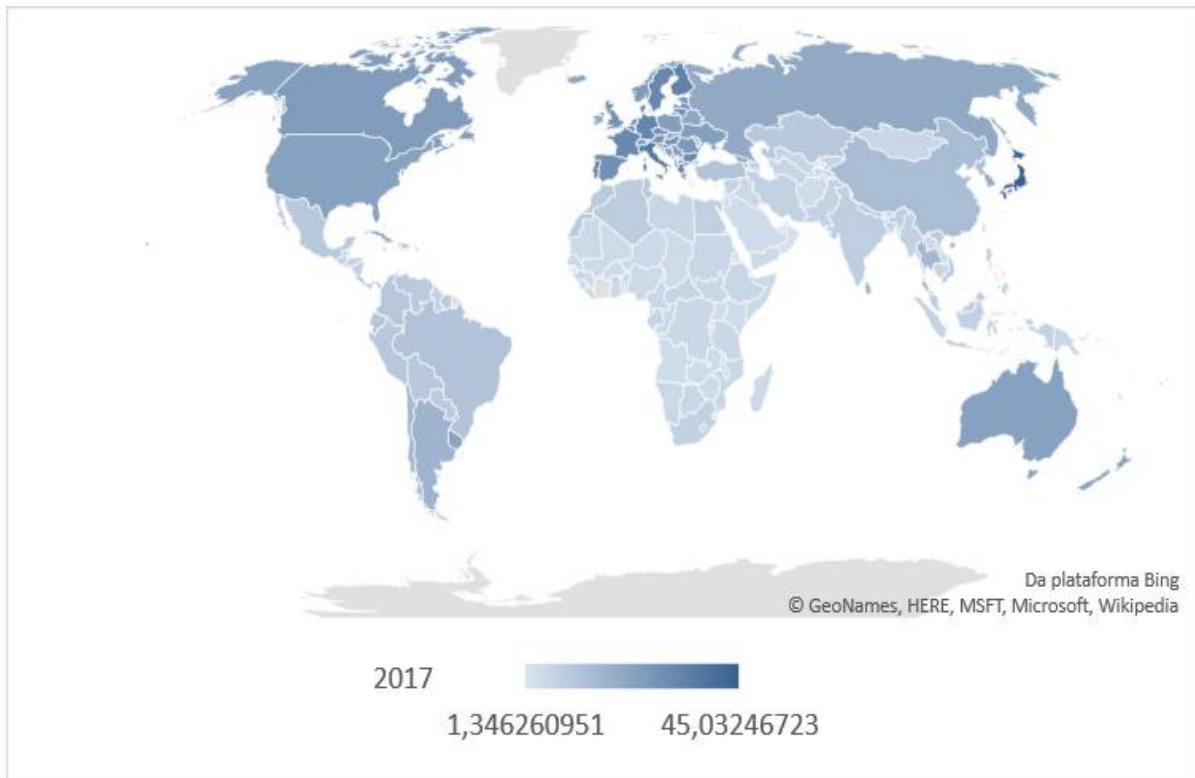
Contato

www.dataobs.com.br
contato@dataobs.com.br

Índice

1 - Visão geral da amostra	pág. 4
2 - África	pág. 6
3 - Américas	pág. 10
4 - Ásia	pág. 13
5 - Europa	pág. 17
6 - Oceania	pág. 20
7 - Referências	pág. 22

Mapa

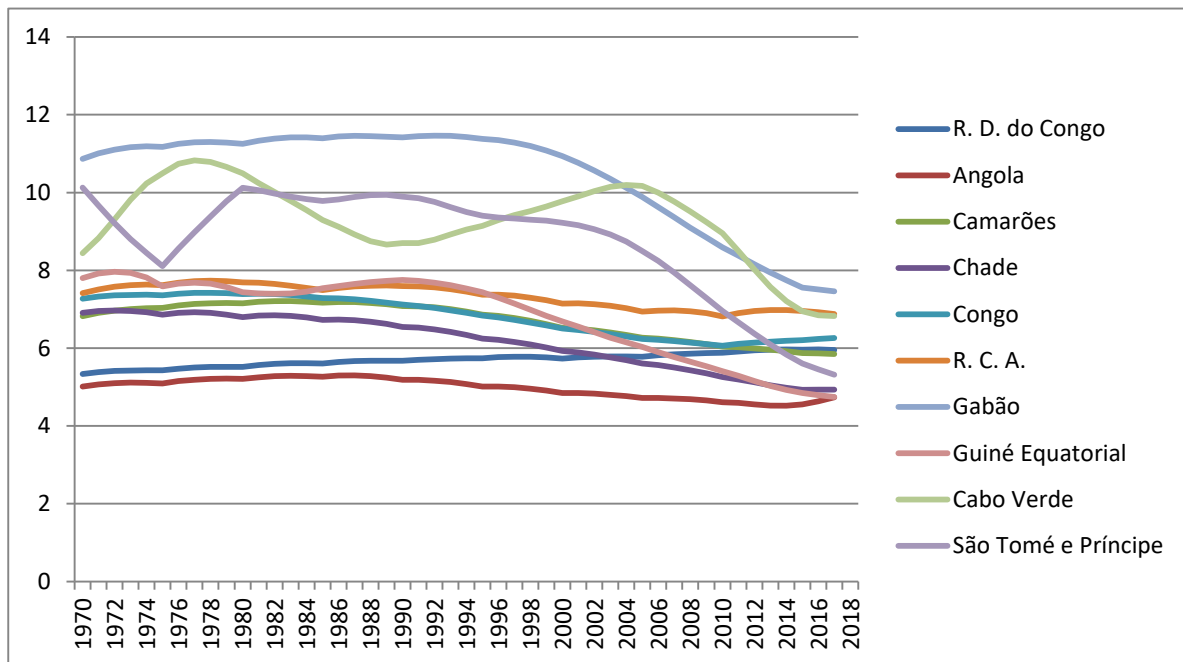


Ranking

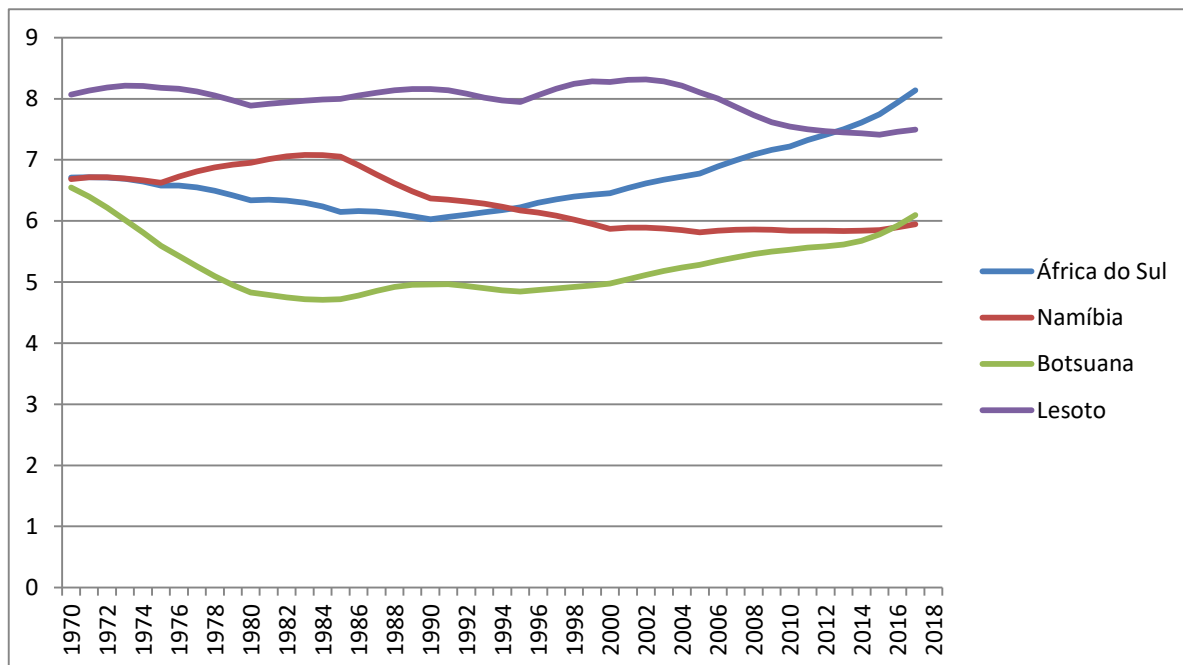
Rank	Country	Value	Rank	Country	Value	Rank	Country	Value	Rank	Country	Value
1	Japan	45,03	51	Israel	19,42	101	Fiji	9,53	151	Namibia	5,95
2	Italy	36,28	52	Cyprus	19,23	102	Nepal	9,18	152	Cameroon	5,85
3	Finland	34,04	53	Korea, South	19,16	103	Malaysia	9,07	153	Ghana	5,83
4	Portugal	33,15	54	Albania	19,00	104	India	9,04	154	Guinea	5,74
5	Germany	32,77	55	Aruba	18,96	105	Azerbaijan	8,51	155	Maldives	5,68
6	Bulgaria	32,02	56	Macedonia	18,93	106	Burma (Myanmar)	8,50	156	Tajikistan	5,66
7	Sweden	31,99	57	Singapore	17,92	107	Egypt	8,41	157	Iraq	5,65
8	France	31,70	58	Argentina	17,52	108	Nicaragua	8,31	158	Malawi	5,62
9	Greece	31,19	59	Armenia	16,34	109	South Africa	8,14	159	Senegal	5,56
10	Denmark	30,82	60	Chile	16,16	110	Guyana	8,08	160	Liberia	5,54
11	Latvia	30,47	61	Thailand	15,95	111	Indonesia	7,90	161	Mauritania	5,51
12	Virgin Islands, U-S;	30,36	62	Mauritius	15,49	112	Guatemala	7,79	162	Guinea-Bissau	5,41
13	Estonia	30,31	63	Sri Lanka	15,27	113	Micronesia	7,75	163	Niger	5,40
14	Croatia	30,07	64	China	14,85	114	Haiti	7,71	164	Somalia	5,37
15	Spain	29,50	65	Moldova	14,80	115	Iran	7,68	165	Cote d'Ivoire (Ivory Coast)	5,37
16	Malta	29,37	66	New Caledonia	14,74	116	Bangladesh	7,66	166	Sao Tome and Principe	5,32
17	United Kingdom	29,04	67	Guam	14,53	117	Philippines	7,57	167	Swaziland	5,30
18	Czech Republic	29,00	68	Trinidad and Tobago	14,45	118	Lesotho	7,50	168	Palestinian Territories	5,30
19	Netherlands	28,98	69	Jamaica	14,33	119	Gabon	7,46	169	Rwanda	5,23
20	Slovenia	28,89	70	Costa Rica	13,74	120	Pakistan	7,40	170	Madagascar	5,22
21	Belgium	28,87	71	Saint Lucia	13,62	121	Vanuatu	7,36	171	Comoros	5,17
22	Austria	28,78	72	Korea, North	13,58	122	Syria	7,35	172	Nigeria	5,16
23	Lithuania	28,72	73	El Salvador	12,86	123	Honduras	7,30	173	Yemen	5,11
24	Hungary	27,68	74	Bahamas, The	12,75	124	Bhutan	7,12	174	Togo	5,11
25	Switzerland	27,64	75	Macau	12,74	125	Kyrgyzstan	7,05	175	Mali	5,06
26	Channel Islands	26,71	76	Lebanon	12,45	126	Central African Republic	6,88	176	Zimbabwe	5,04
27	Romania	26,69	77	Seychelles	12,44	127	Cambodia	6,86	177	Chad	4,93
28	Serbia	26,24	78	Brazil	12,27	128	Cape Verde	6,83	178	Burundi	4,89
29	Norway	25,72	79	Panama	12,24	129	Timor-Leste (East Timor)	6,73	179	Afghanistan	4,76
30	Canada	25,35	80	Turkey	12,19	130	Uzbekistan	6,62	180	Equatorial Guinea	4,75
31	Curacao	25,20	81	Tunisia	11,77	131	Turkmenistan	6,60	181	Angola	4,73
32	Poland	24,50	82	French Polynesia	11,28	132	Libya	6,56	182	Kenya	4,73
33	Ukraine	24,19	83	Saint Vincent/Grenadines	11,28	133	Djibouti	6,51	183	Zambia	4,70
34	Bosnia and Herzegovina	23,91	84	Colombia	11,10	134	Laos	6,39	184	Saudi Arabia	4,61
35	Australia	23,68	85	Ecuador	11,02	135	Sudan	6,38	185	Burkina Faso	4,60
36	New Zealand	23,60	86	Grenada	11,01	136	Kiribati	6,37	186	Sierra Leone	4,58
37	United States	23,47	87	Dominican Republic	10,95	137	Brunei	6,34	187	Gambia, The	4,47
38	Uruguay	22,80	88	Peru	10,92	138	Papua New Guinea	6,32	188	Uganda	4,33
39	Puerto Rico	22,67	89	Bolivia	10,87	139	Ethiopia	6,31	189	Oman	3,11
40	Barbados	22,66	90	Kazakhstan	10,74	140	Jordan	6,28	190	Kuwait	3,06
41	Hong Kong	22,58	91	Suriname	10,40	141	South Sudan	6,27	191	Bahrain	3,04
42	Georgia	22,54	92	Mexico	10,32	142	Congo (Brazzaville)	6,26	192	Qatar	1,54
43	Iceland	22,04	93	Morocco	10,28	143	Botswana	6,10	193	United Arab Emirates	1,35
44	Montenegro	21,99	94	Vietnam	10,24	144	Solomon Islands	6,08	194	American Samoa	0,00
45	Slovakia	21,66	95	Venezuela	10,05	145	Mongolia	6,08	195	Andorra	0,00
46	Belarus	21,62	96	Antigua and Barbuda	10,02	146	Mozambique	6,07	196	Bermuda	0,00
47	Ireland	21,61	97	Tonga	9,97	147	Benin	6,00	197	Cayman Islands	0,00
48	Cuba	21,29	98	Paraguay	9,93	148	Tanzania	5,98	198	Dominica	0,00
49	Russia	20,78	99	Samoa	9,70	149	Congo (Kinshasa)	5,96	199	Eritrea	0,00
50	Luxembourg	20,67	100	Algeria	9,63	150	Belize	5,95	200	Faroe Islands	0,00

África

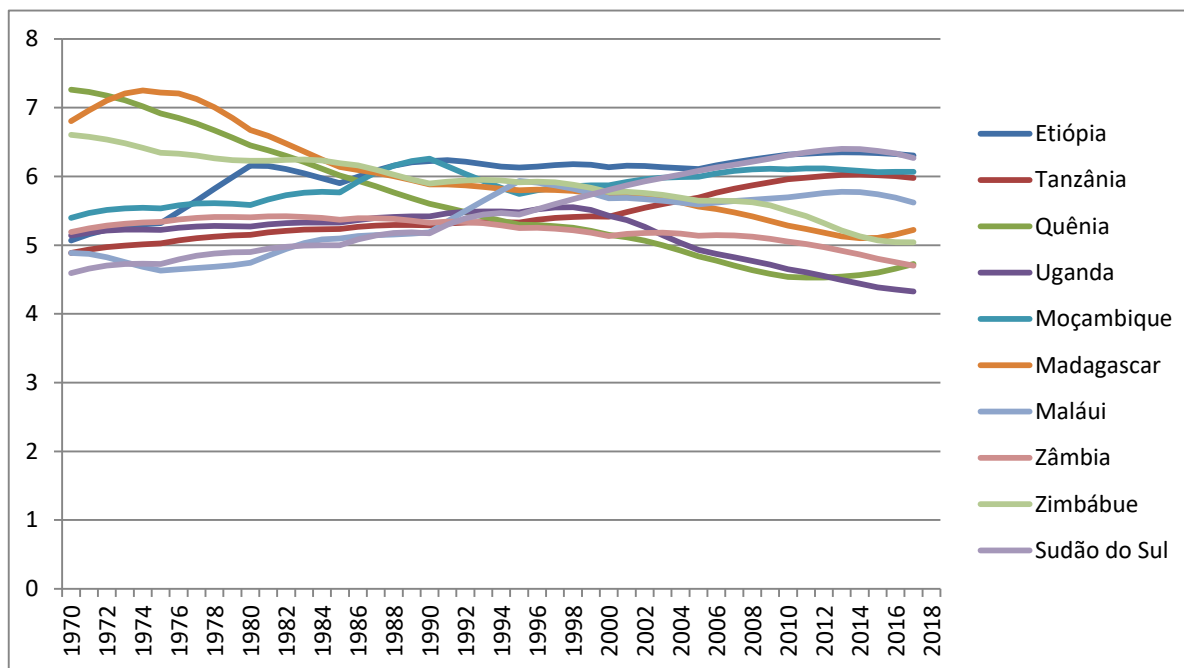
África Central



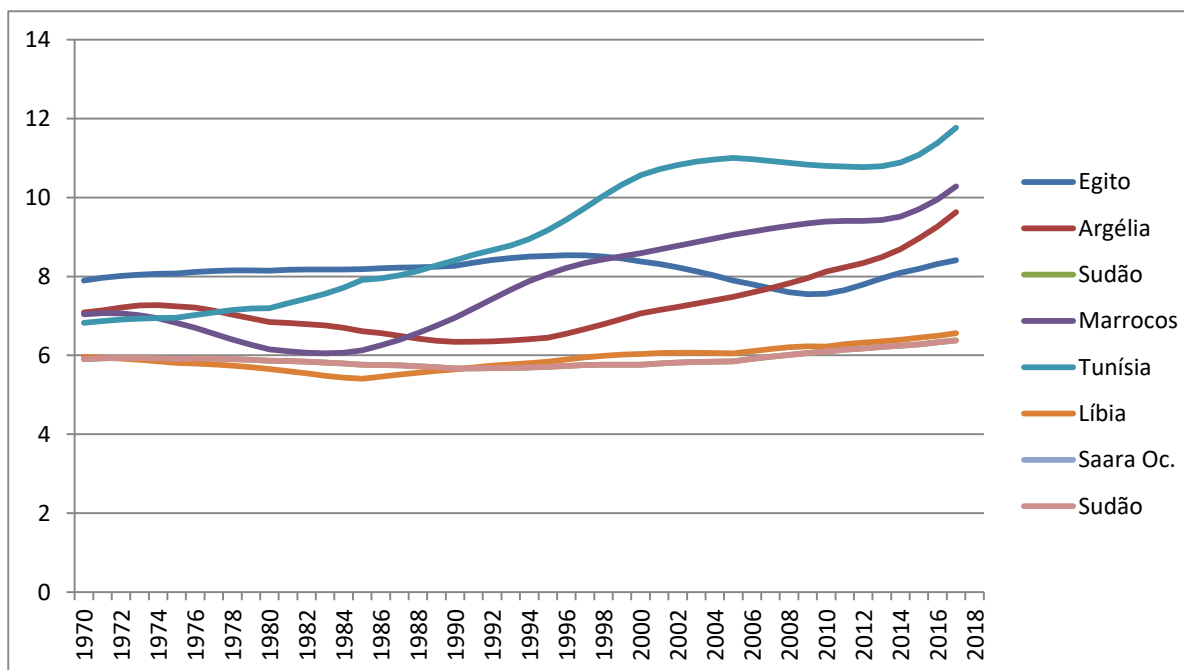
África Meridional



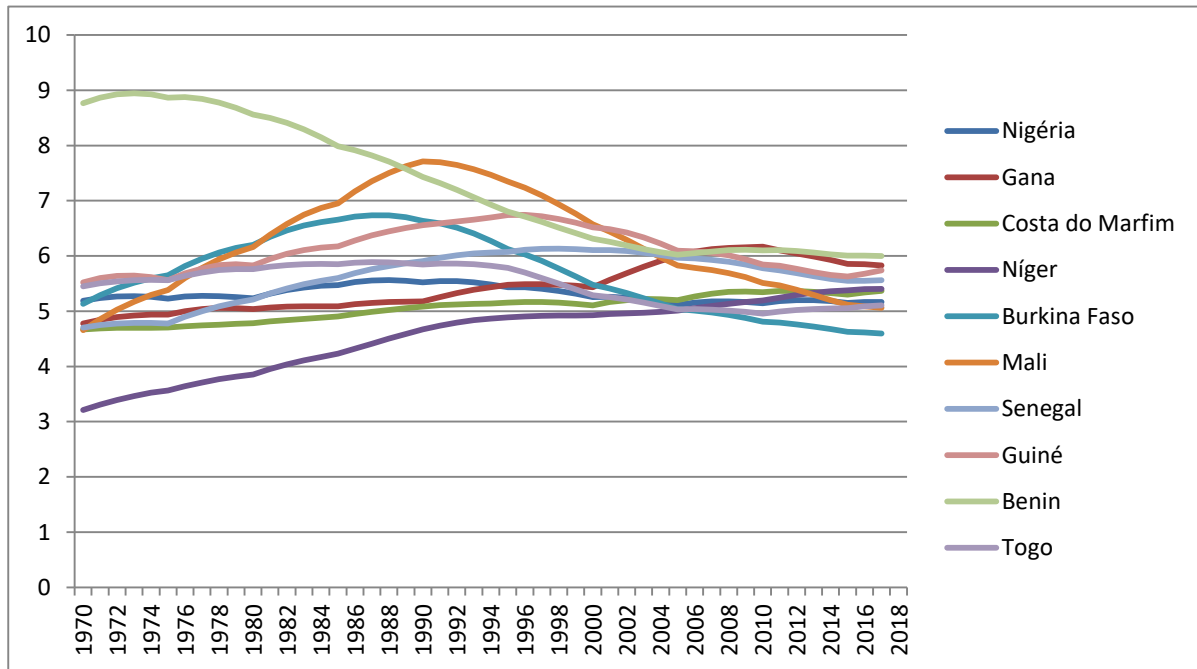
Leste da África



Norte da África

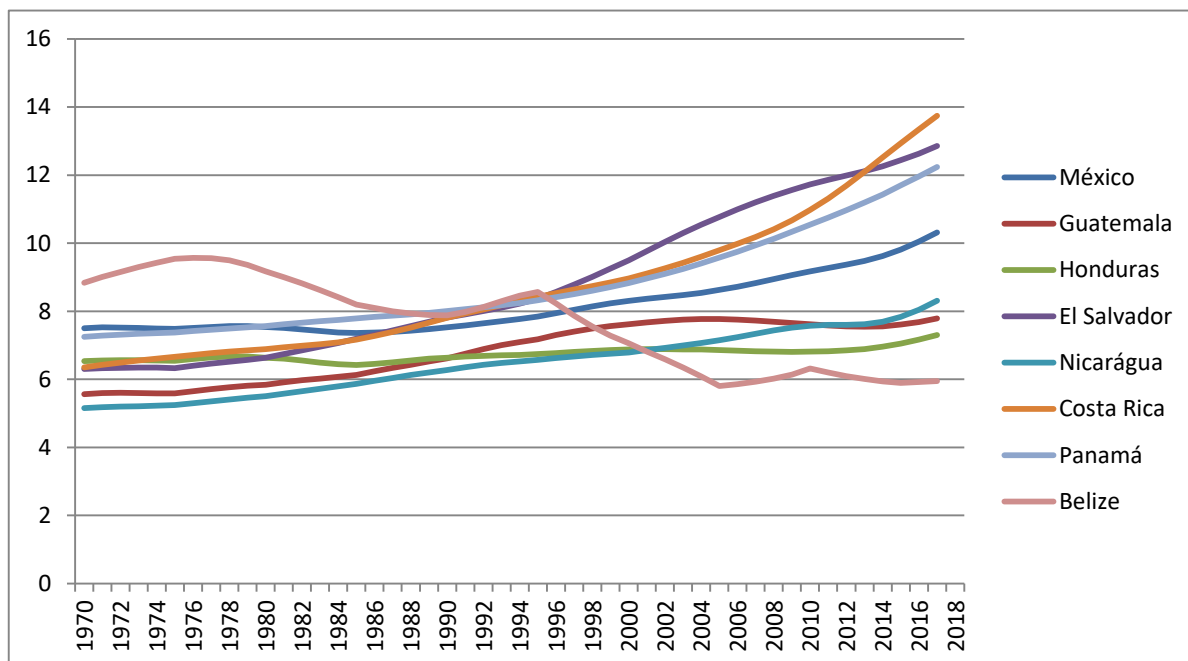


Oeste da África

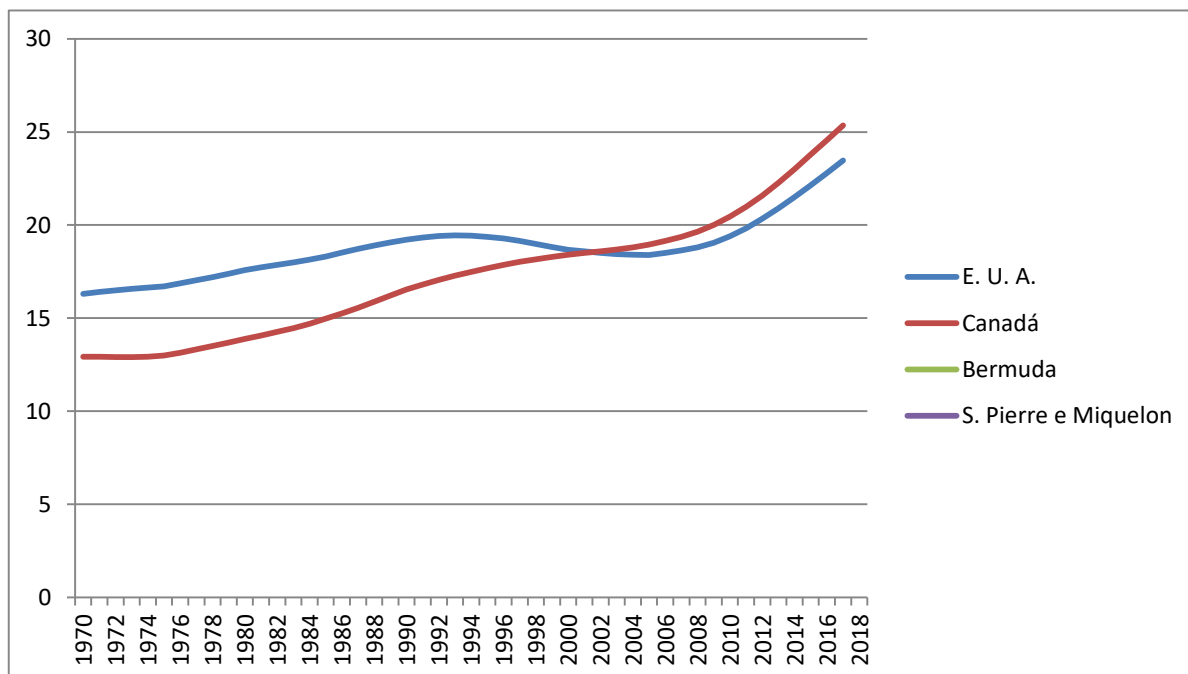


Américas

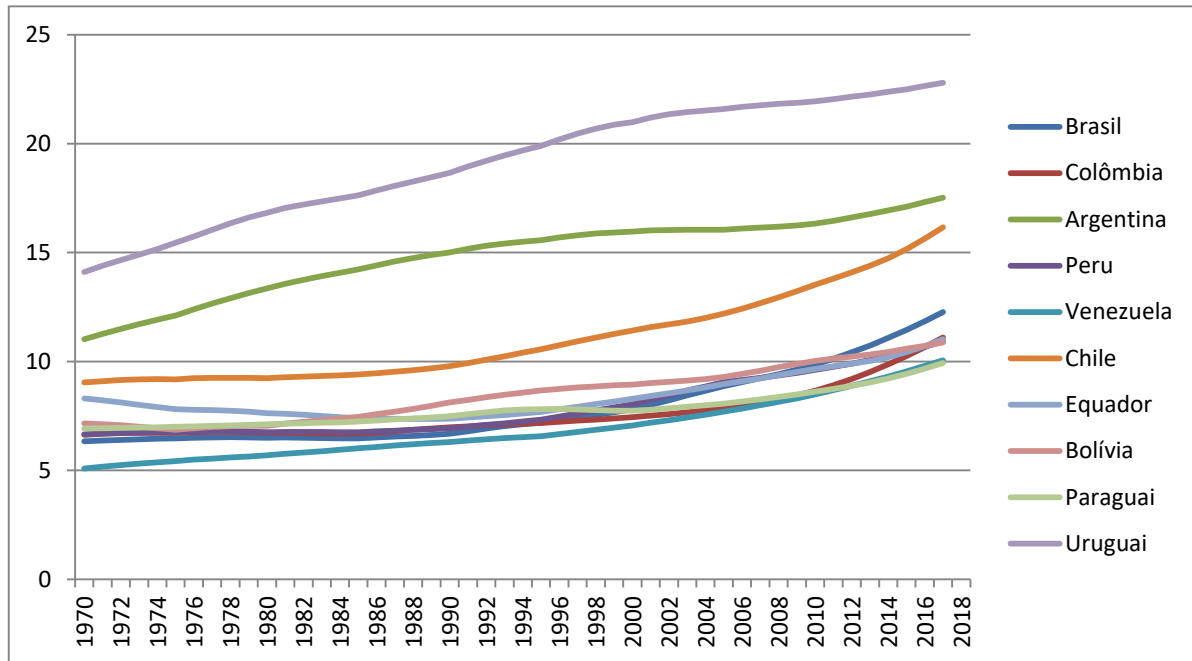
América Central



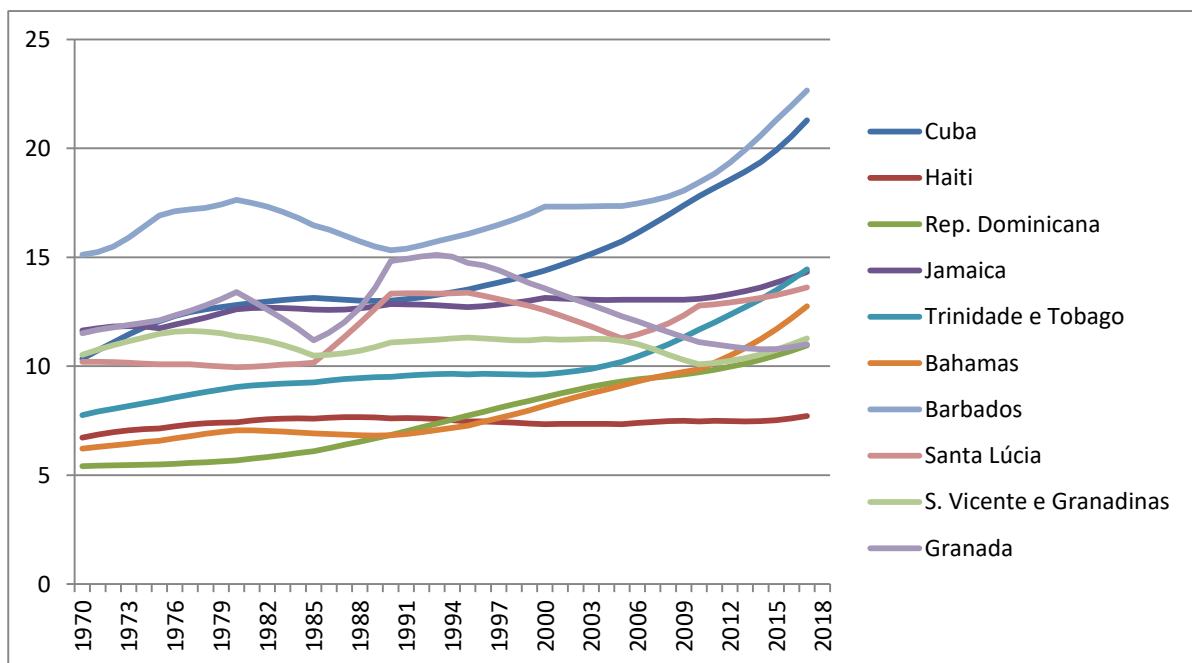
América do Norte



América do Sul

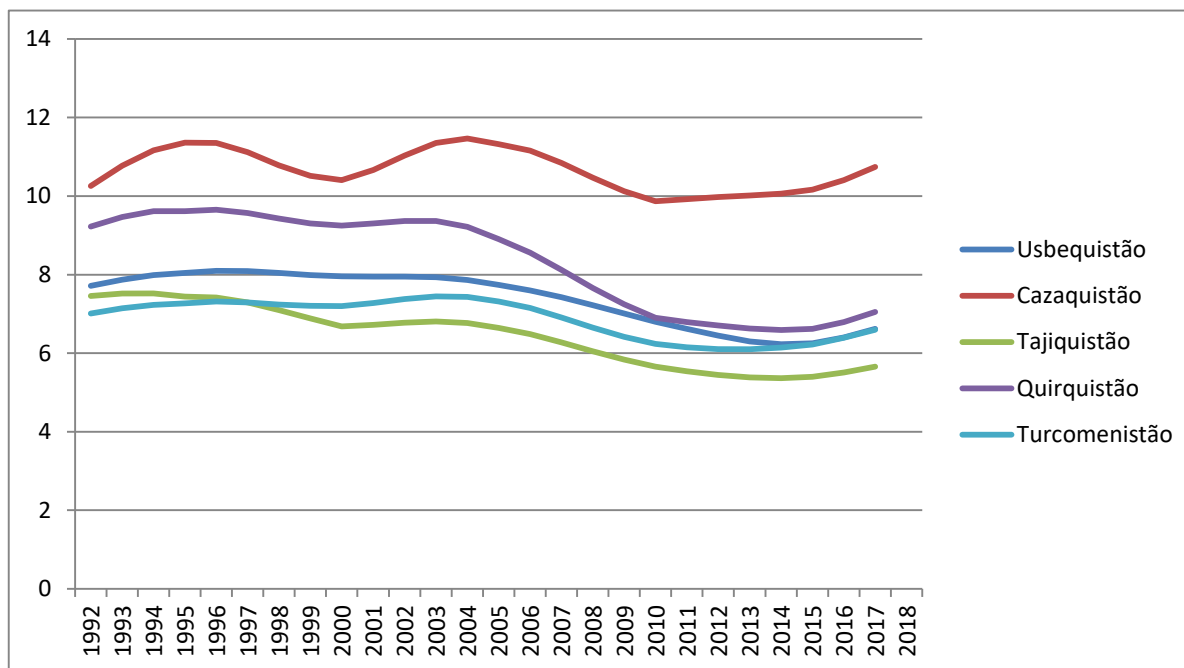


Caribe

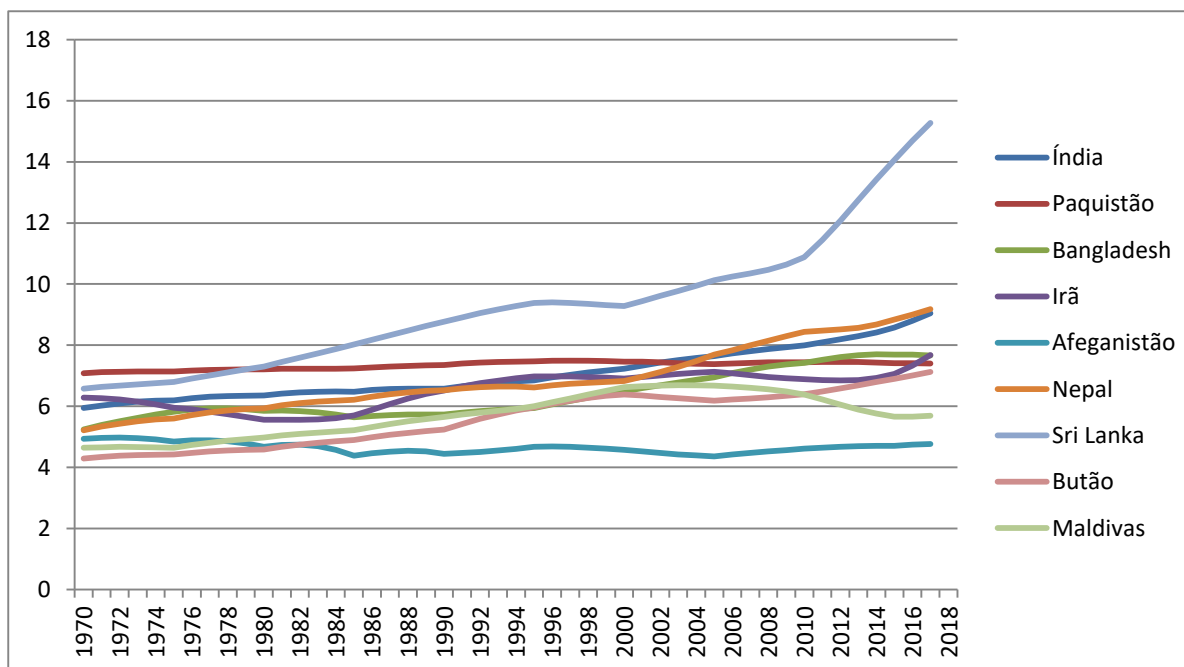


Ásia

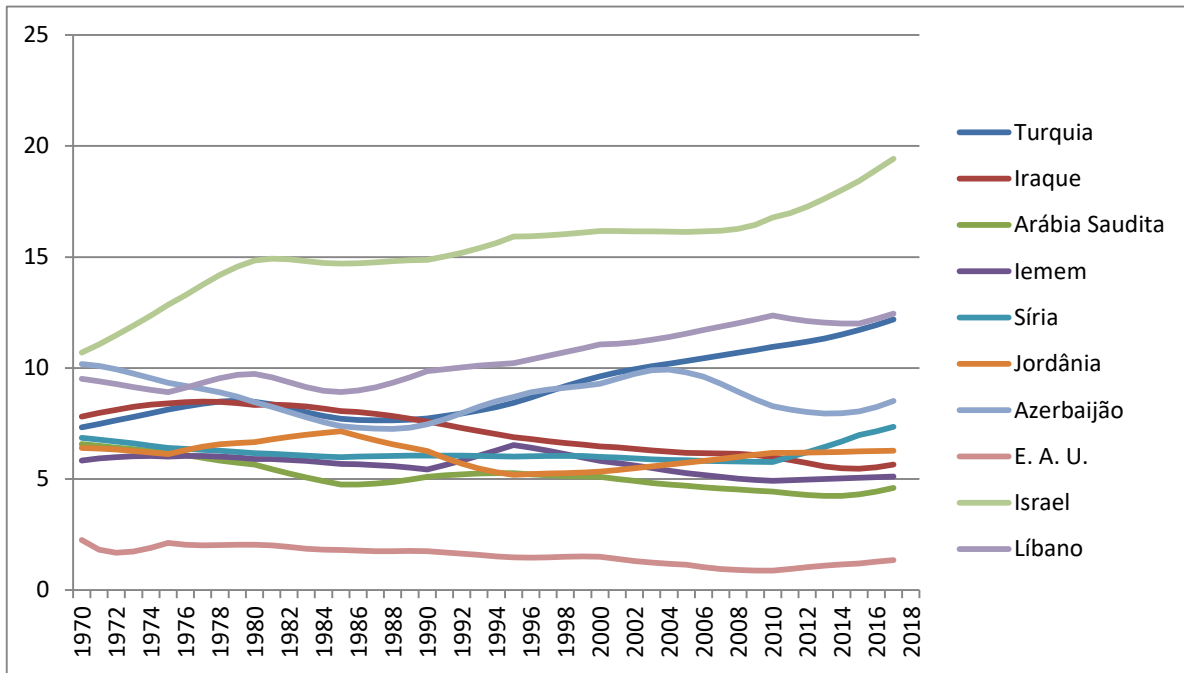
Ásia Central



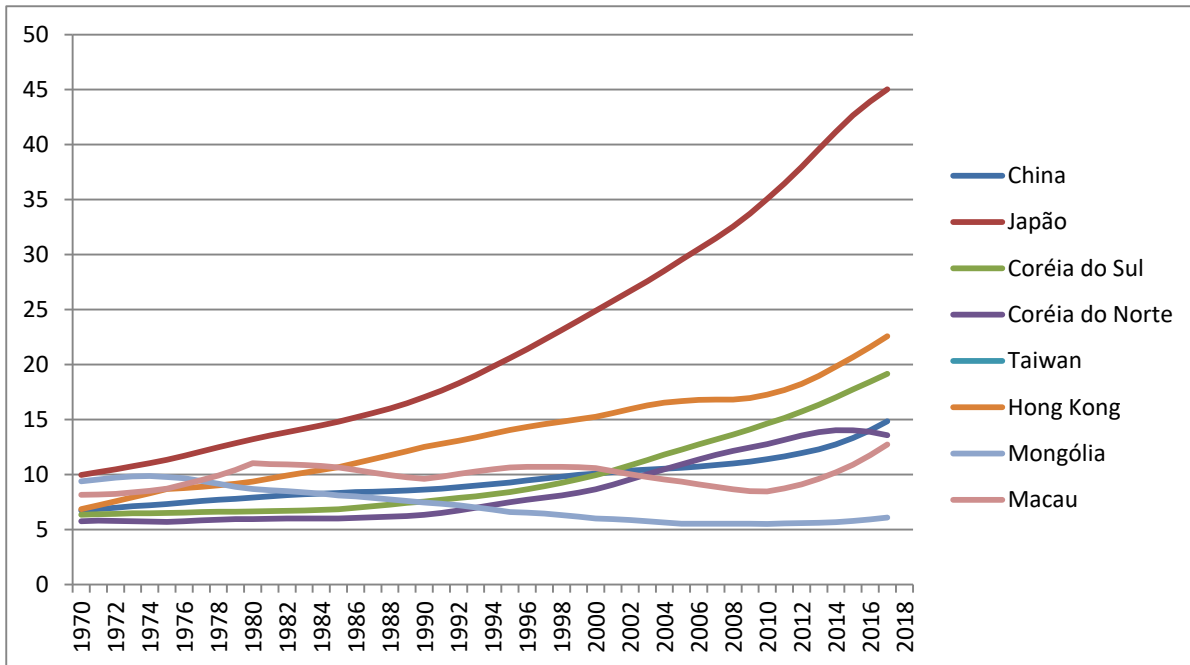
Ásia Meridional



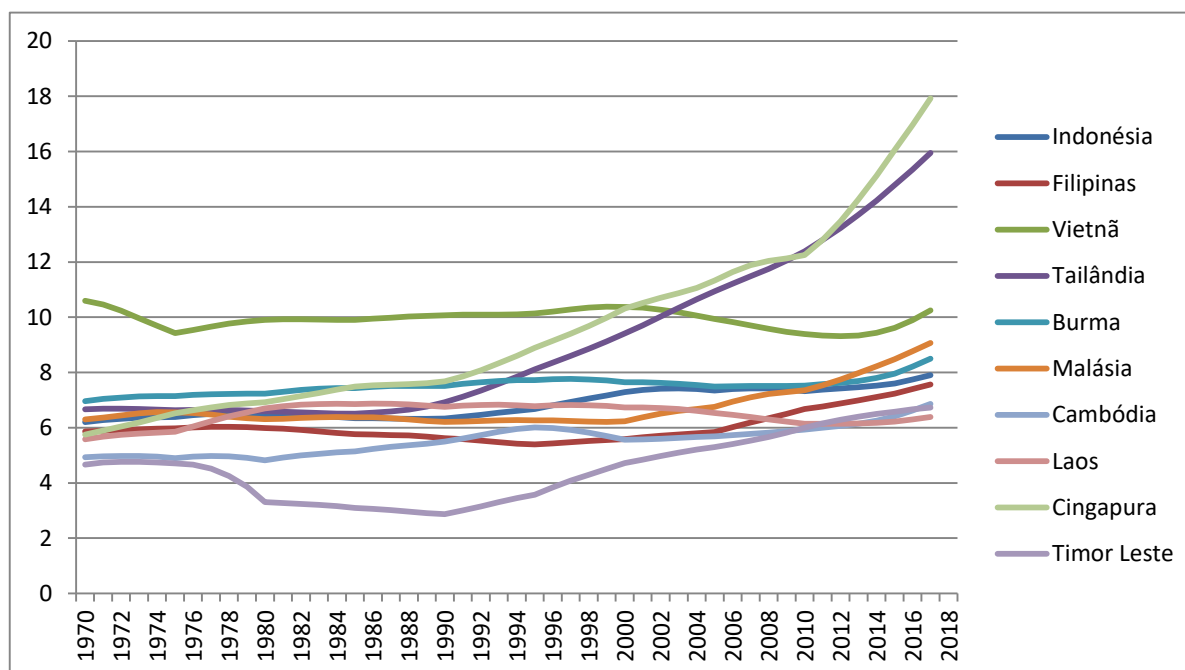
Oriente Médio



Ásia Oriental

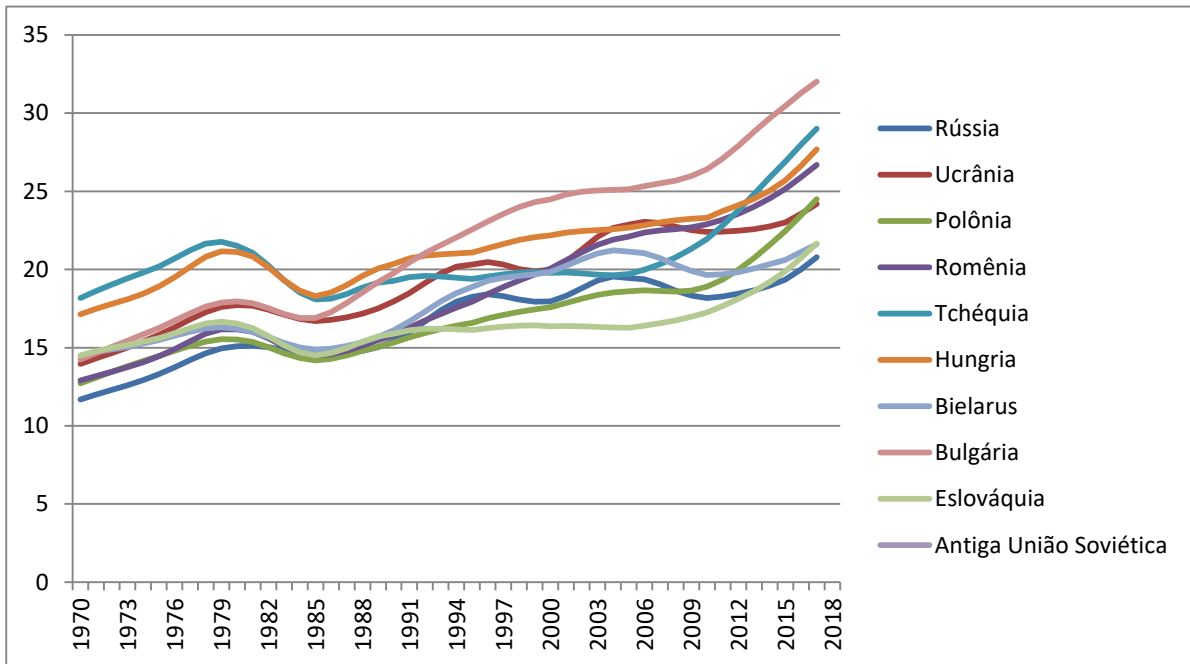


Sudeste Asiático

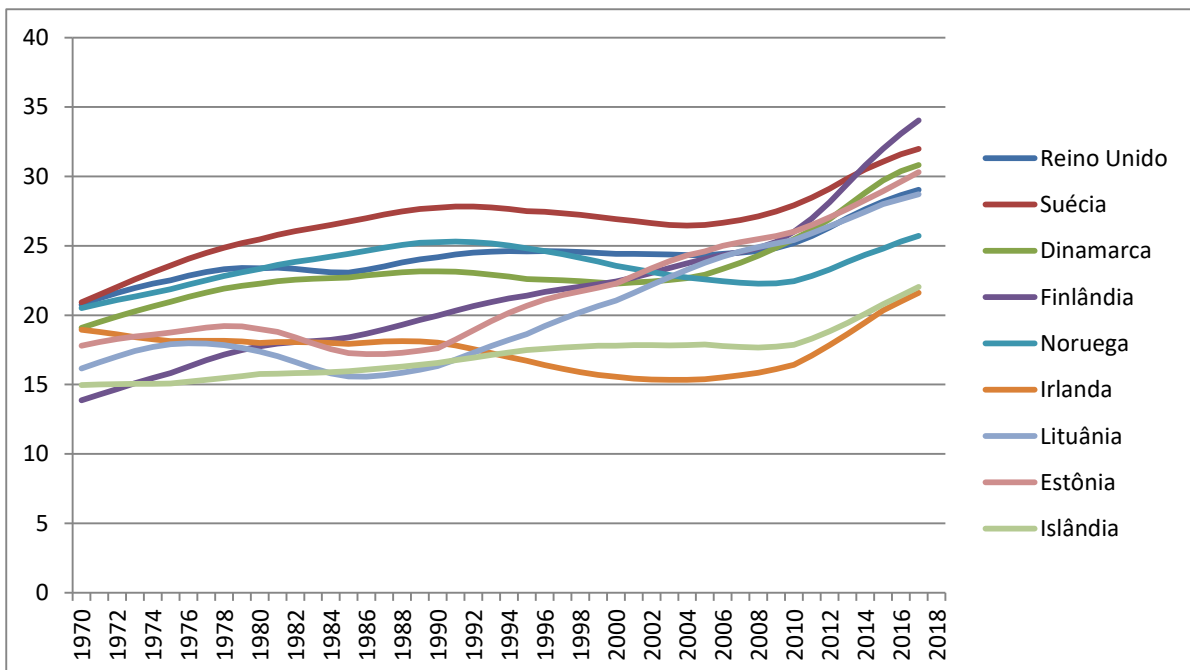


Europa

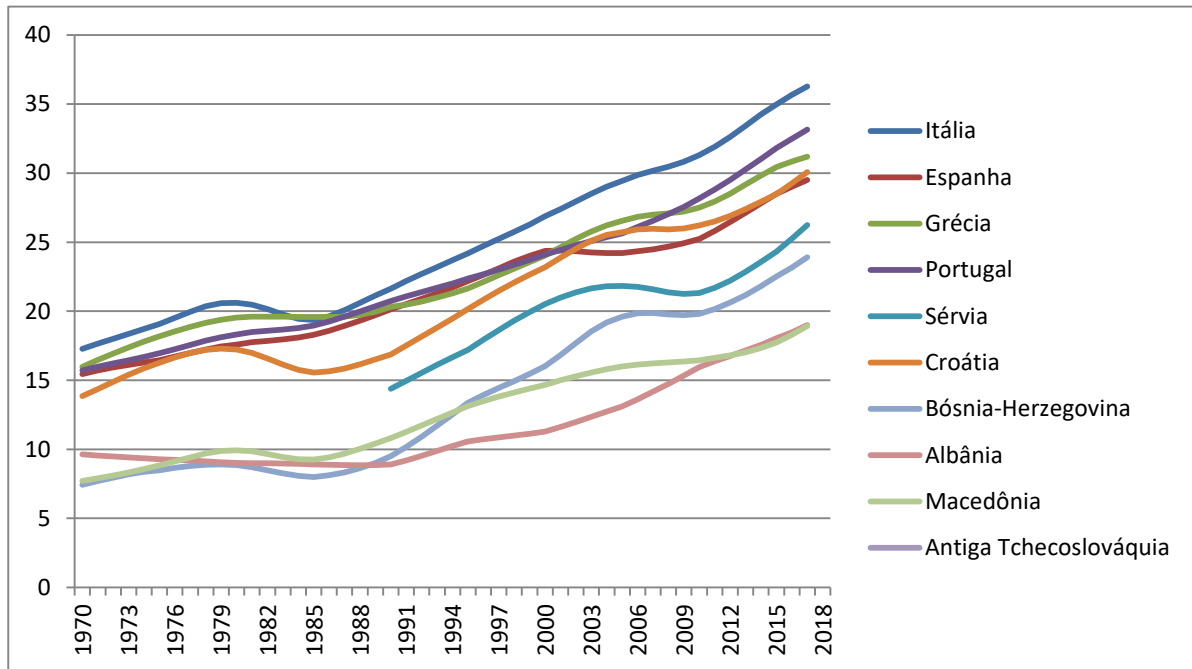
Leste Europeu



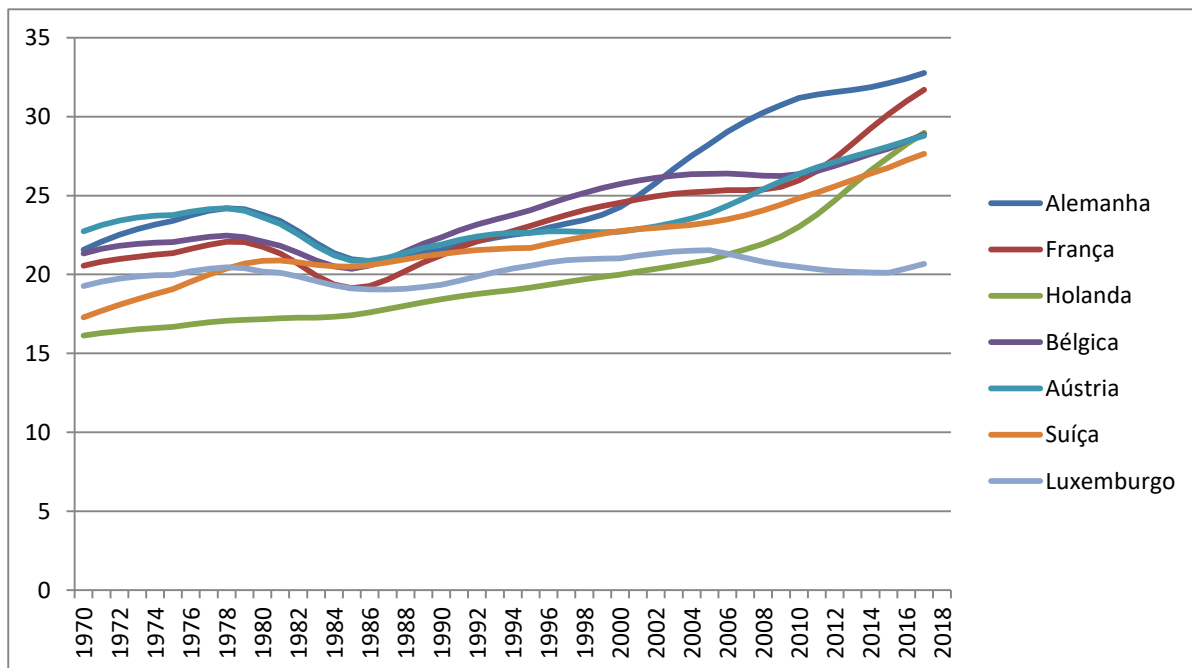
Europa Setentrional



Europa Meridional

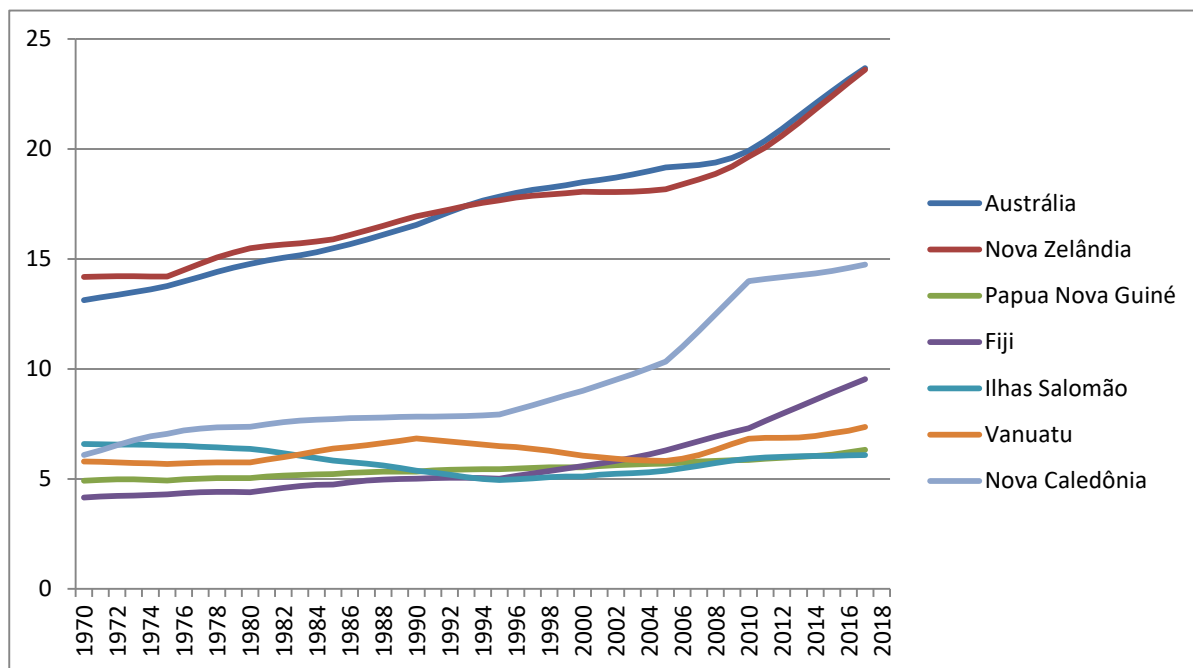


Europa Ocidental

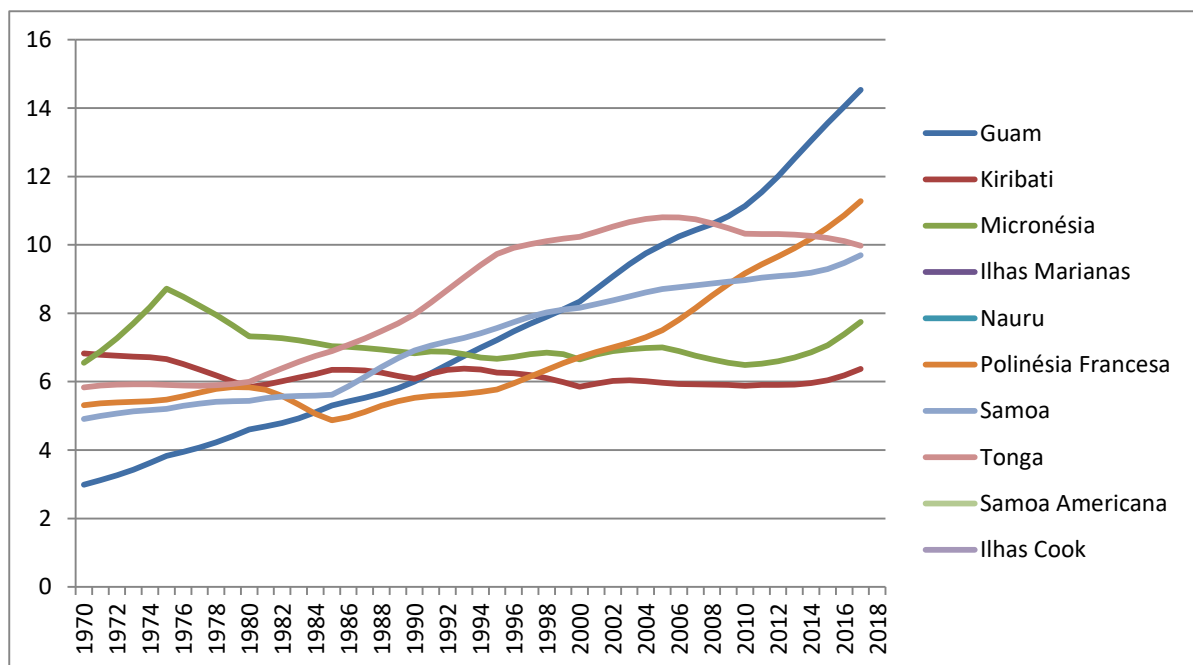


Oceania

Austrália e Melanésia



Micronésia e Polinésia



Referências

BP Global (BP). BP Statistical Review of World Energy. Disponível online em:
<https://www.bp.com/en/global/corporate/energy-economics/statistical-review-of-world-energy/downloads.html>

Energy Information Administration (EIA). International Energy Statistics. Disponível online em:
<https://www.eia.gov/beta/international/data/browser/#/?c=4100000020000600000000000000g000200000000000001&vs=INTL.44-1-AFRC-QBTU.A&vo=0&v=H&end=2015>

International Monetary Fund (IMF). World Economic Outlook – Database. October 2018 Disponível online em: <https://www.imf.org/external/pubs/ft/weo/2018/02/weodata/weoselgr.aspx>

Stockholm International Peace Research Institute (SIPRI). SIPRI Military Expenditure Database. Disponível online em: <https://www.sipri.org/databases/milex>

United Nations Conference on Trade and Development (UNCTAD). UNCTADSTAT. Disponível online em: http://unctadstat.unctad.org/wds/ReportFolders/reportFolders.aspx?sCS_ChosenLang=en

World Development Indicators (WDI). The World Bank Databank. Disponível online em: <http://databank.worldbank.org/data/reports.aspx?source=World-Development-Indicators>