



Observatório de dados internacionais

Comparação entre países

**Produto Interno Bruto
em dólares correntes
(em milhões de dólares)**

Coordenação: Prof. Thiago Periard

Departamento de Ciências Econômicas



**Universidade Federal
de São João del-Rei**

Sobre o DataObs

O Observatório de dados internacionais – DataObs - é um projeto de pesquisa destinado a levantar, organizar e disponibilizar a mais ampla gama possível de dados internacionais disponíveis nos principais organismos internacionais. Com isto o projeto espera contribuir para uma melhor compreensão da realidade socioeconômica mundial, sendo uma ferramenta útil para uma discussão baseada em fatos.

Sobre este relatório

Este relatório apresenta a evolução histórica de uma variável nos 170 países de maior população do mundo. Com isto espera-se disponibilizar uma ferramenta de fácil acesso para comparações entre países.

Equipe do Projeto

Coordenação: Prof. Thiago Periard do Amaral

Colaboração : Prof. Norberto Martins Vieira

Marcos Vinicius Barbosa – Estudante de Ciências Econômicas da UFSJ

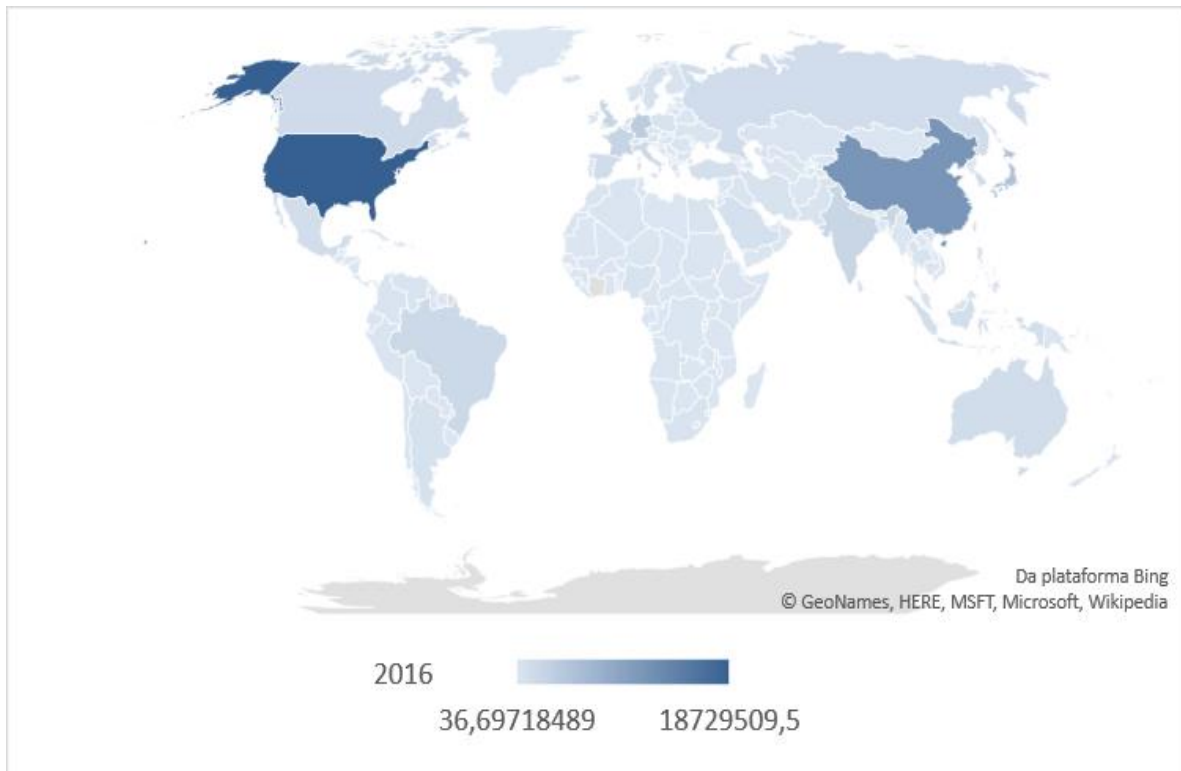
Contato

www.dataobs.com.br
contato@dataobs.com.br

Índice

1 - Visão geral da amostra	pág. 4
2 - África	pág. 6
3 - Américas	pág. 10
4 - Ásia	pág. 13
5 - Europa	pág. 17
6 - Oceania	pág. 20
7 - Referências	pág. 22

Mapa

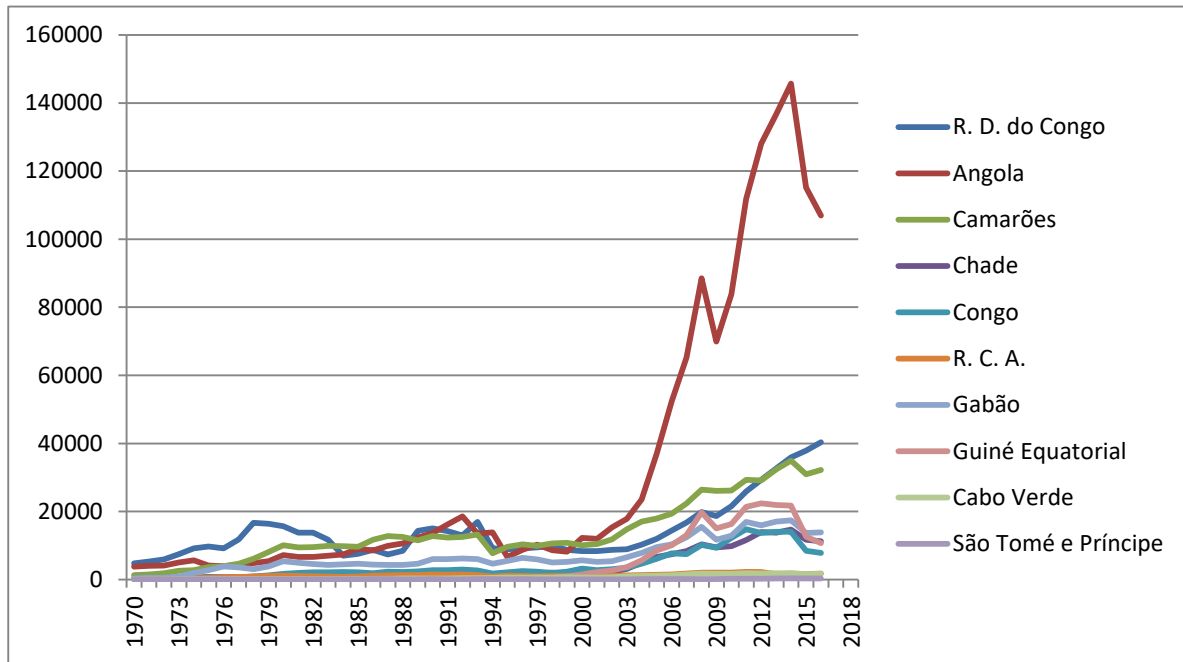


Ranking

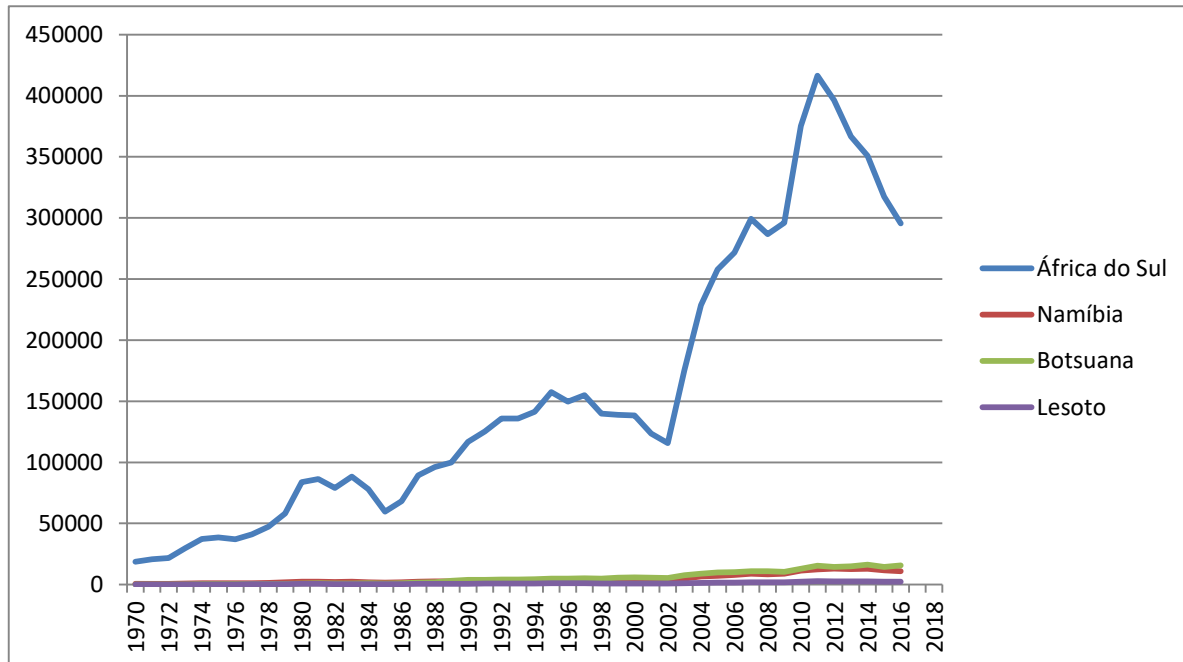
Rank	Country	Value	Rank	Country	Value	Rank	Country	Value	Rank	Country	Value
1	United States	18729509,50	51	Peru	192209,53	101	El Salvador	26797,47	151	South Sudan	6534,45
2	China	11218281,03	52	New Zealand	187517,10	102	Yemen	25374,09	152	Bermuda	6127,34
3	Japan	4936211,83	53	Romania	186690,98	103	Uganda	25307,84	153	French Polynesia	5417,93
4	Germany	3477796,27	54	Iraq	160021,00	104	Trinidad and Tobago	24086,18	154	Eritrea	5413,80
5	United Kingdom	2647898,65	55	Algeria	159049,15	105	Estonia	23337,92	155	Malawi	5318,20
6	France	2471921,98	56	Qatar	152451,92	106	Syria	22163,08	156	Fiji	4671,12
7	India	2259642,38	57	Kazakhstan	135005,20	107	Honduras	21516,92	157	Mauritania	4667,12
8	Italy	1858913,16	58	Hungary	125816,64	108	Zambia	21063,06	158	Barbados	4552,79
9	Brazil	1795925,68	59	Kuwait	110346,13	109	Nepal	20914,00	159	Togo	4449,26
10	Canada	1529760,49	60	Angola	106917,54	110	Iceland	20269,66	160	Montenegro	4373,96
11	Korea, South	1411245,59	61	Morocco	103606,57	111	Afghanistan	20235,06	161	Maldives	4224,21
12	Australia	1304463,10	62	Ecuador	98010,21	112	Cyprus	20046,23	162	Swaziland	4007,00
13	Russia	1246015,06	63	Ukraine	93270,35	113	Cambodia	20016,75	163	Cayman Islands	3844,08
14	Spain	1237255,02	64	Slovakia	89768,60	114	Papua New Guinea	19694,12	164	Sierra Leone	3674,76
15	Mexico	1076914,46	65	Cuba	89688,70	115	Bosnia and Herzegovina	16909,90	165	Guyana	3436,63
16	Indonesia	932259,18	66	Sudan	82887,40	116	Korea, North	16788,60	166	Suriname	3278,45
17	Turkey	863711,71	67	Sri Lanka	81321,97	117	Zimbabwe	16123,76	167	Curaçao	3121,45
18	Netherlands	777227,54	68	Dominican Republic	71583,59	118	Laos	15805,71	168	Burundi	2873,70
19	Switzerland	675044,97	69	Kenya	70525,98	119	Botswana	15566,06	169	Andorra	2858,41
20	Saudi Arabia	639617,05	70	Ethiopia	70314,56	120	Senegal	14604,52	170	Liberia	2756,82
21	Argentina	545866,16	71	Guatemala	68762,92	121	Georgia	14332,73	171	Timor-Leste (East Timor)	2703,29
22	Taiwan	529575,17	72	Uzbekistan	67778,90	122	Jamaica	14056,90	172	Aruba	2667,04
23	Sweden	514475,86	73	Burma (Myanmar)	65697,62	123	Mali	14001,70	173	Greenland	2282,93
24	Poland	471402,27	74	Oman	63170,96	124	Gabon	13863,18	174	Lesotho	2241,02
25	Belgium	467955,27	75	Luxembourg	58631,32	125	Palestinian Territories	13397,10	175	Bhutan	2212,64
26	Iran	425402,62	76	Costa Rica	57435,51	126	Nicaragua	13230,21	176	Djibouti	1891,52
27	Thailand	407026,32	77	Panama	55187,80	127	Mauritius	12216,24	177	Central African Republic	1810,39
28	Nigeria	404649,13	78	Bulgaria	53239,64	128	Albania	11863,87	178	Belize	1741,10
29	Austria	390799,99	79	Uruguay	52419,72	129	Burkina Faso	11695,12	179	Cape Verde	1638,93
30	Norway	371068,93	80	Croatia	51231,00	130	Brunei	11400,27	180	San Marino	1590,76
31	United Arab Emirates	348743,63	81	Lebanon	50457,65	131	Chad	11267,30	181	Antigua and Barbuda	1460,16
32	Hong Kong	320912,24	82	Tanzania	48860,26	132	Bahamas, The	11261,80	182	Seychelles	1433,83
33	Israel	317747,58	83	Belarus	47408,11	133	Madagascar	11222,26	183	Saint Lucia	1397,07
34	Denmark	306899,65	84	Macau	45311,08	134	Mongolia	11160,36	184	Somalia	1318,06
35	Philippines	304905,64	85	Serbia	45014,34	135	Malta	10998,58	185	Comoros	1149,80
36	Ireland	304819,02	86	Slovenia	44708,60	136	Namibia	10947,28	186	Solomon Islands	1133,97
37	Singapore	296946,28	87	Libya	42959,53	137	Mozambique	10930,13	187	Guinea-Bissau	1122,64
38	Malaysia	296531,47	88	Ghana	42793,87	138	Macedonia	10745,78	188	Aruba (Dutch part)	1072,07
39	South Africa	295440,01	89	Lithuania	42773,03	139	Equatorial Guinea	10677,94	189	Grenada	1016,21
40	Venezuela	291376,44	90	Tunisia	41703,56	140	Armenia	10572,30	190	Gambia, The	985,83
41	Pakistan	282506,01	91	Congo (Kinshasa)	40337,49	141	New Caledonia	9445,71	191	Virgin Islands, British	971,24
42	Colombia	282462,55	92	Jordan	38654,65	142	Benin	8893,64	192	Falkland Islands (Cascad Islands)	917,55
43	Egypt	270143,81	93	Azerbaijan	37847,20	143	Guinea	8476,14	193	Saint Kitts and Nevis	909,85
44	Chile	247045,73	94	Cote d'Ivoire (Ivory Coast)	36767,79	144	Rwanda	8473,78	194	Vanuatu	837,52
45	Finland	238502,90	95	Turkmenistan	36179,89	145	Congo (Brazzaville)	7778,08	195	Samoa	822,23
46	Bangladesh	220836,73	96	Bolivia	33806,40	146	Haiti	7647,35	196	Saint Vincent/Grenadines	765,32
47	Vietnam	205276,17	97	Cameroon	32217,07	147	Niger	7528,29	197	Dominica	581,48
48	Portugal	204836,60	98	Bahrain	32179,07	148	Tajikistan	6951,68	198	Tonga	401,46
49	Czech Republic	195305,08	99	Latvia	27572,70	149	Moldova	6772,65	199	Sao Tome and Principe	342,78
50	Greece	192690,81	100	Paraguay	27165,10	150	Kyrgyzstan	6551,29	200	Anguilla	337,52

África

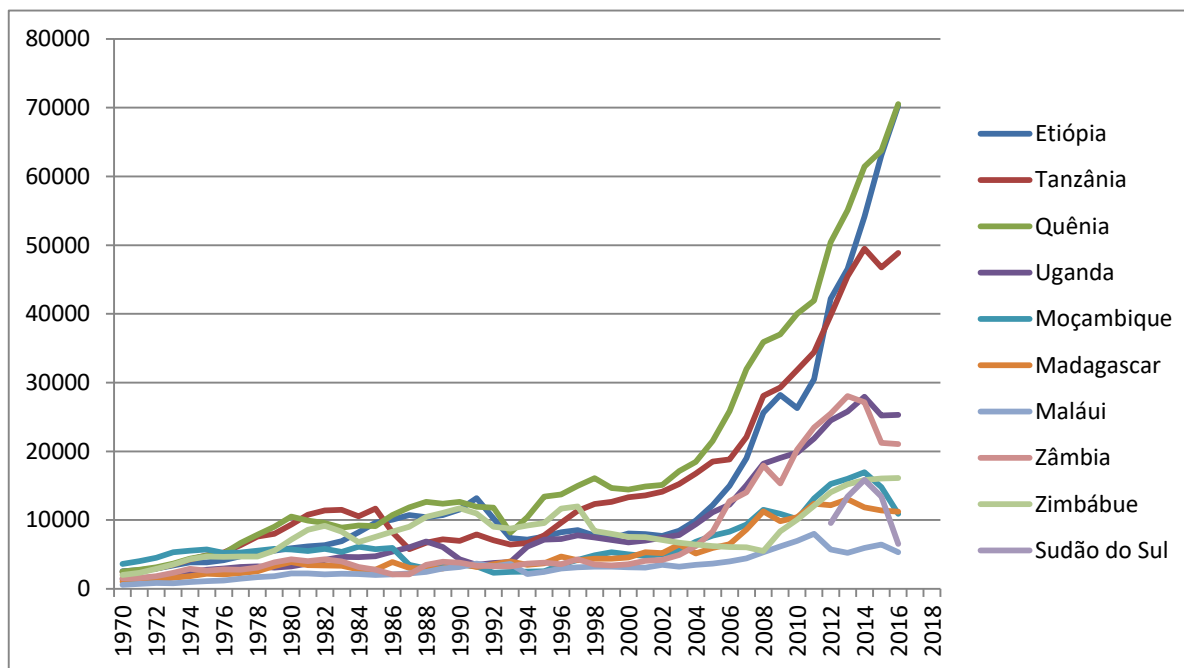
África Central



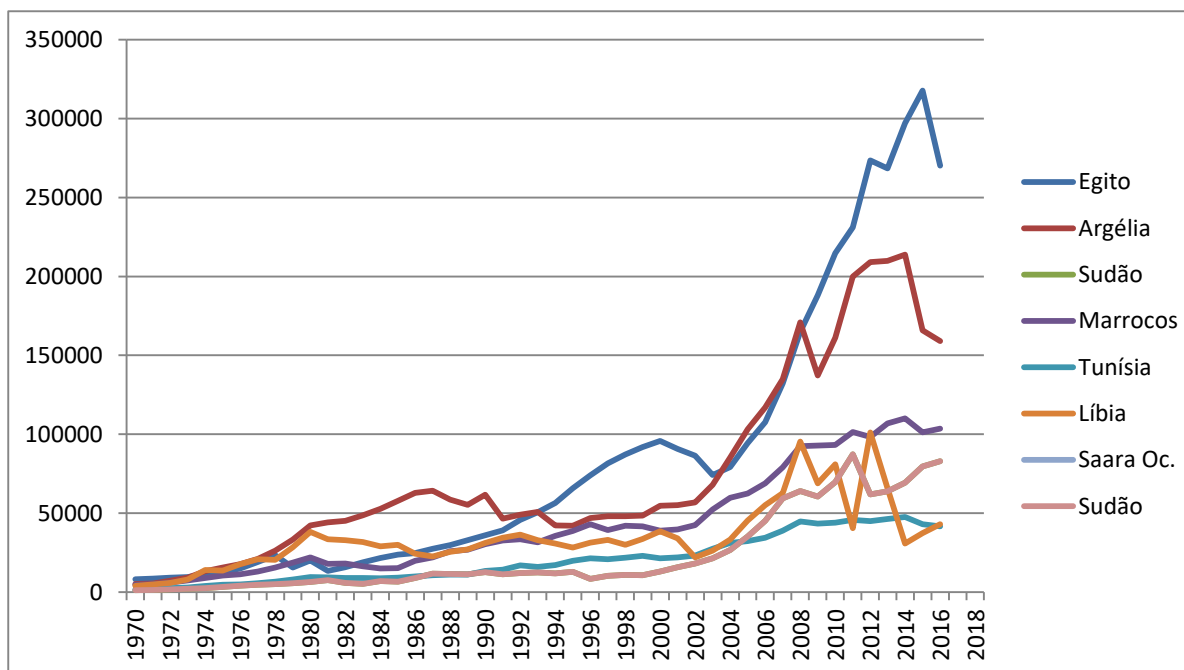
África Meridional



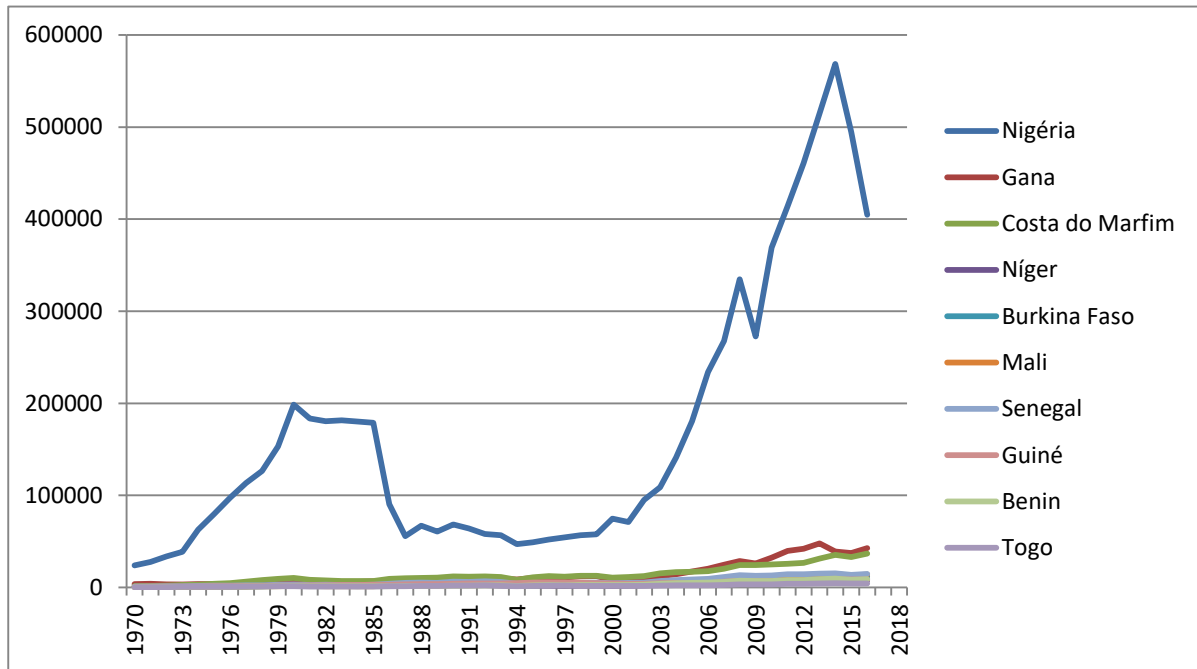
Leste da África



Norte da África

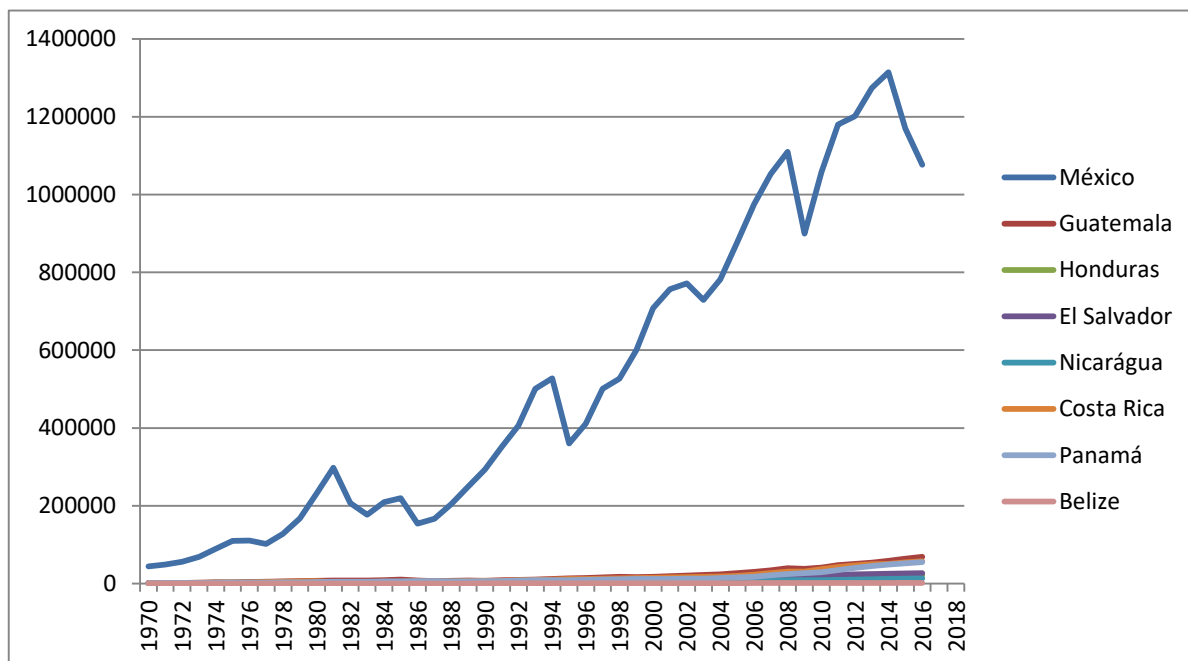


Oeste da África

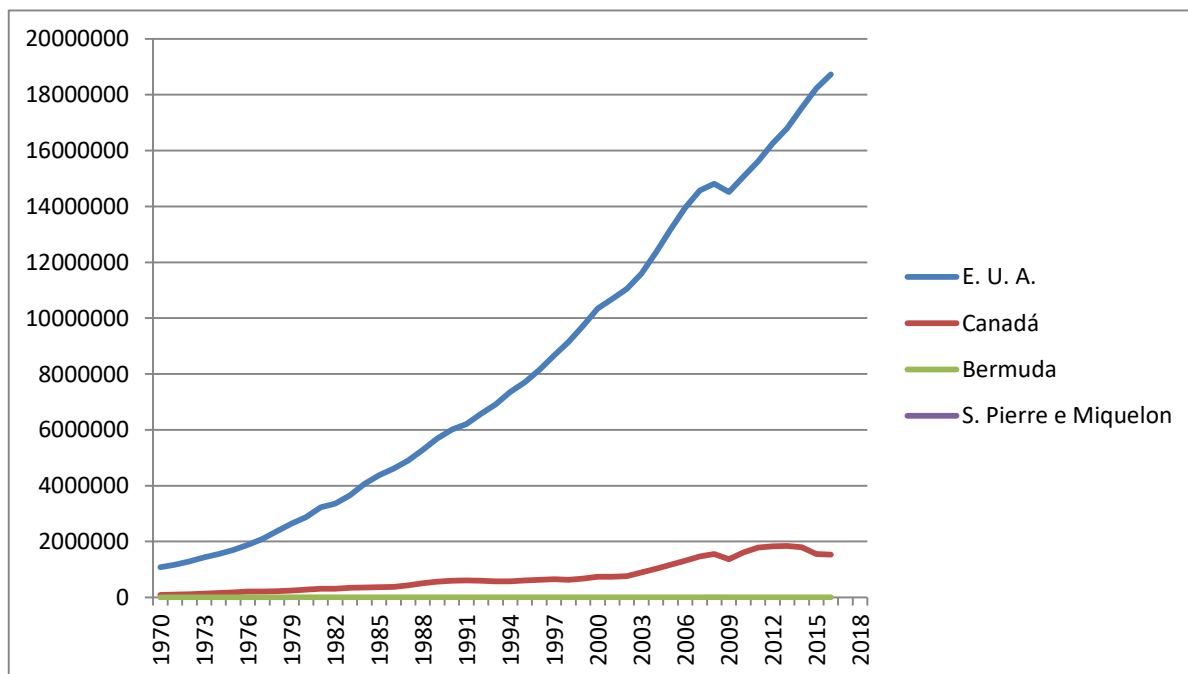


Américas

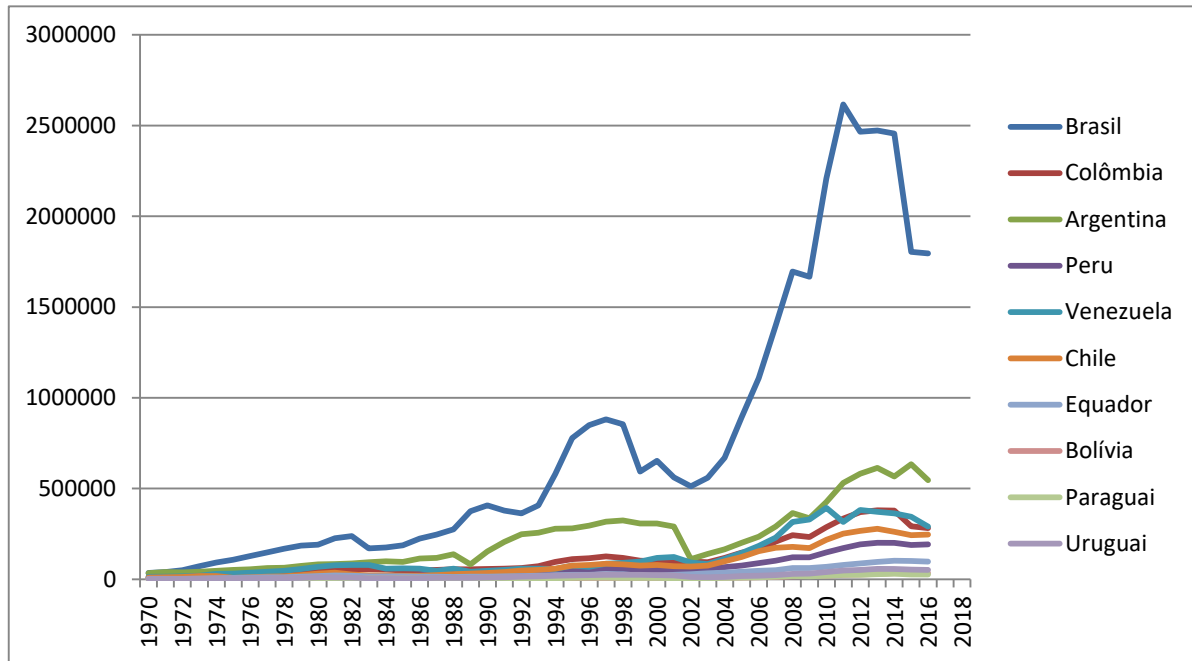
América Central



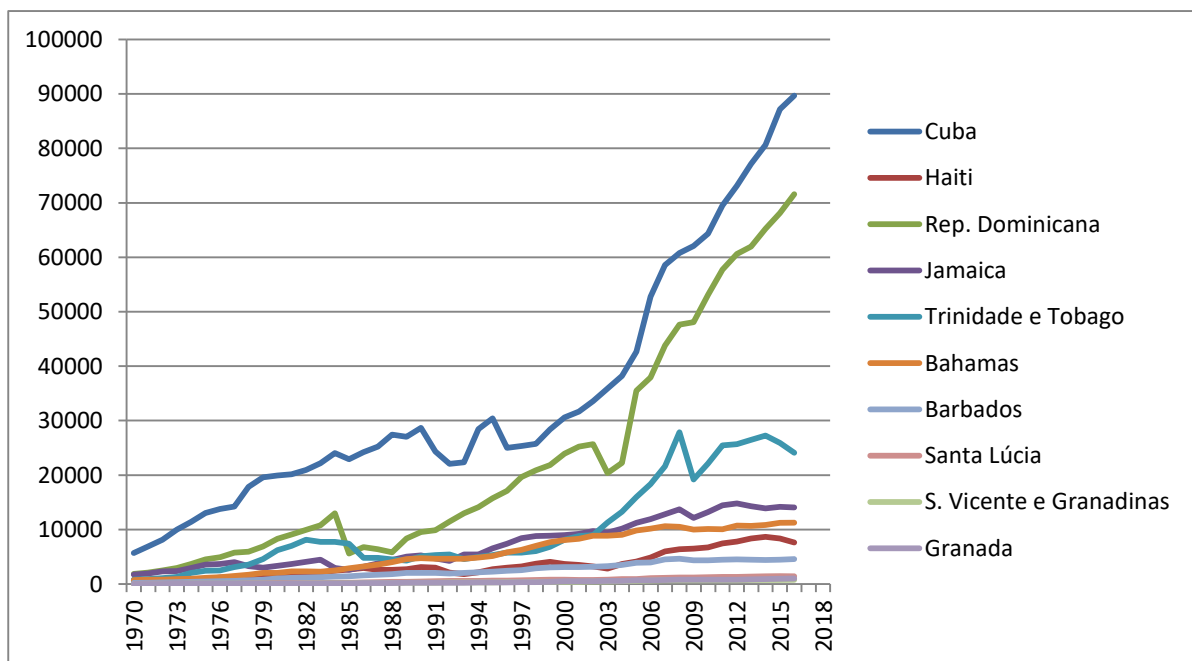
América do Norte



América do Sul

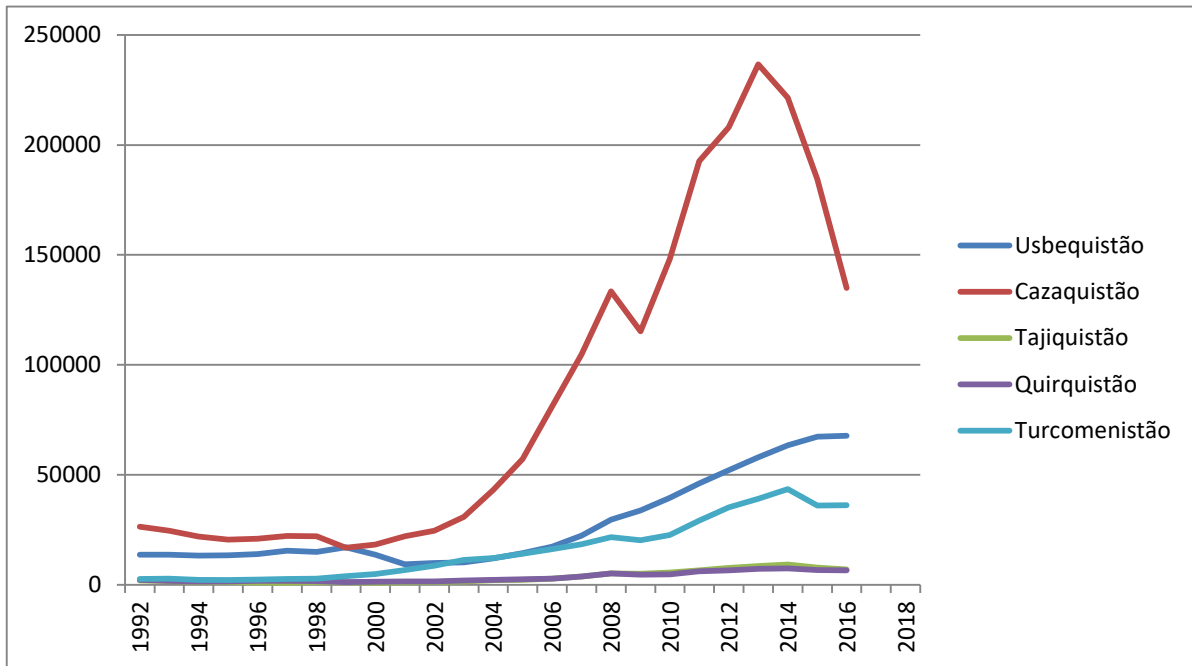


Caribe

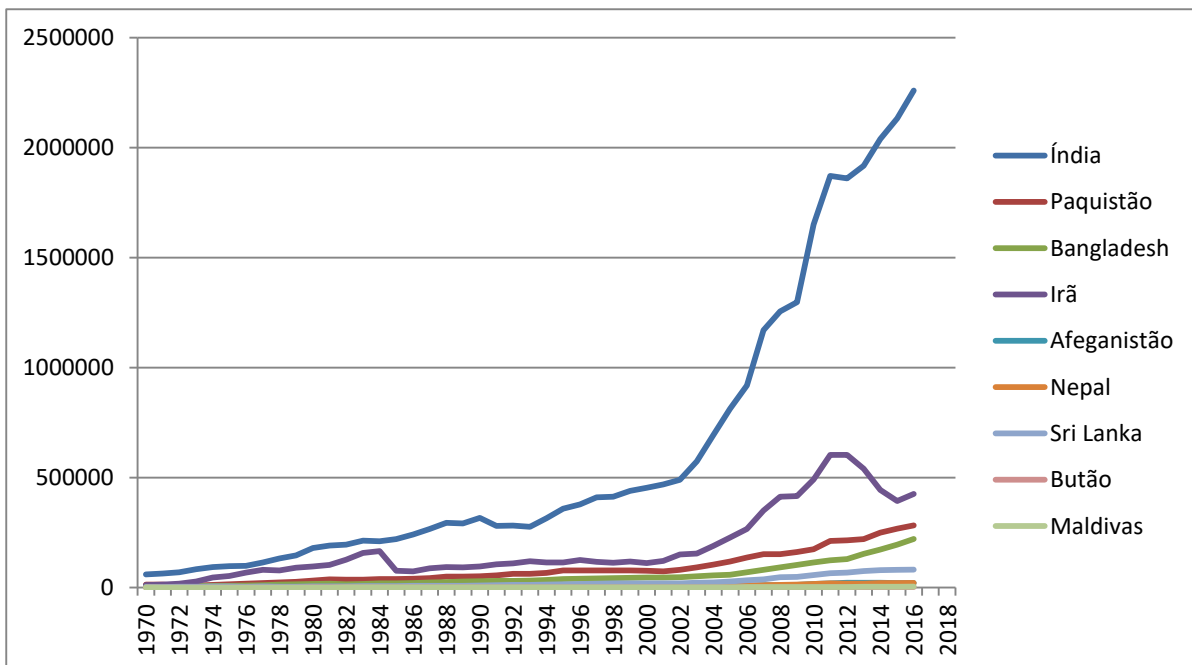


Ásia

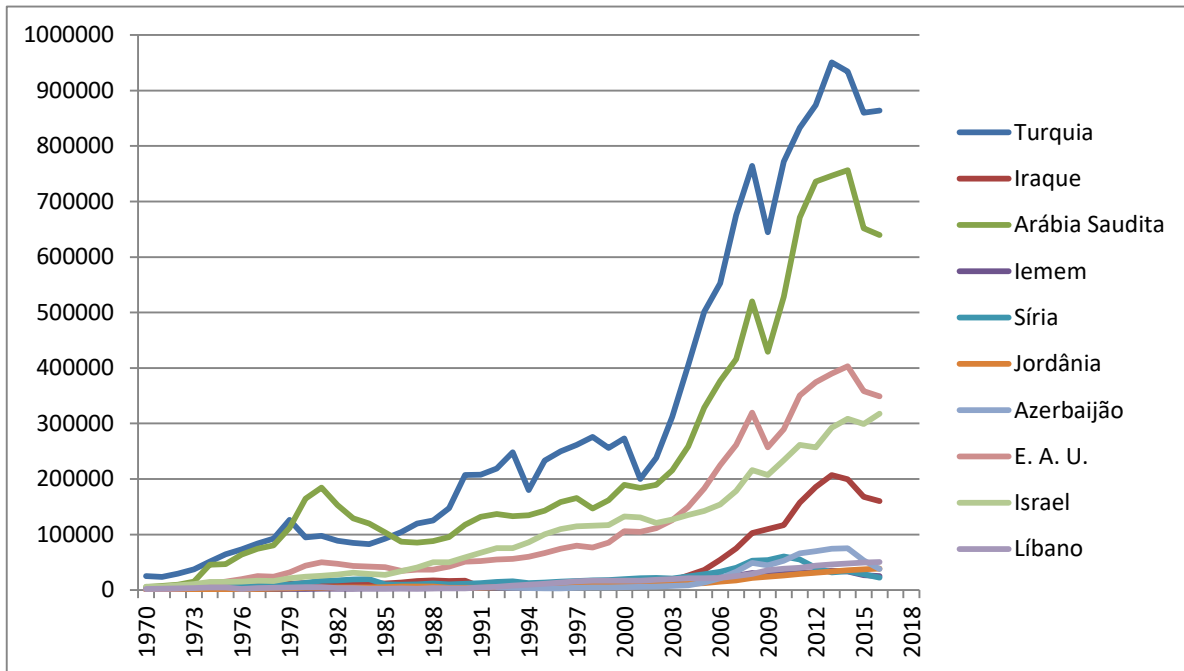
Ásia Central



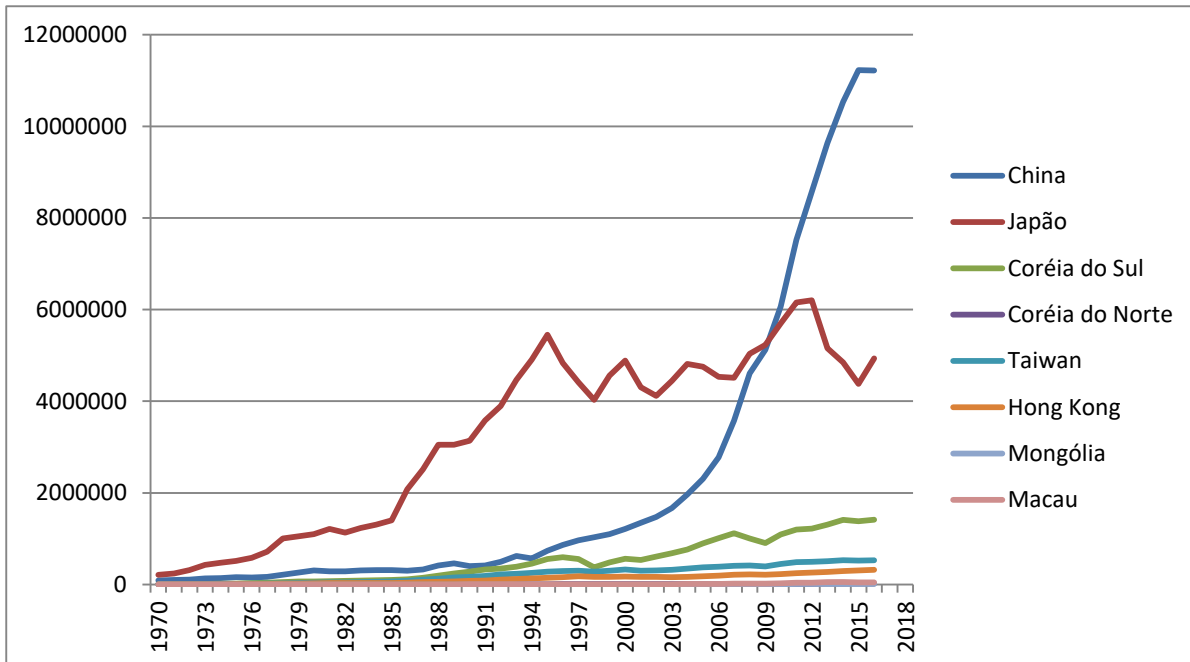
Ásia Meridional



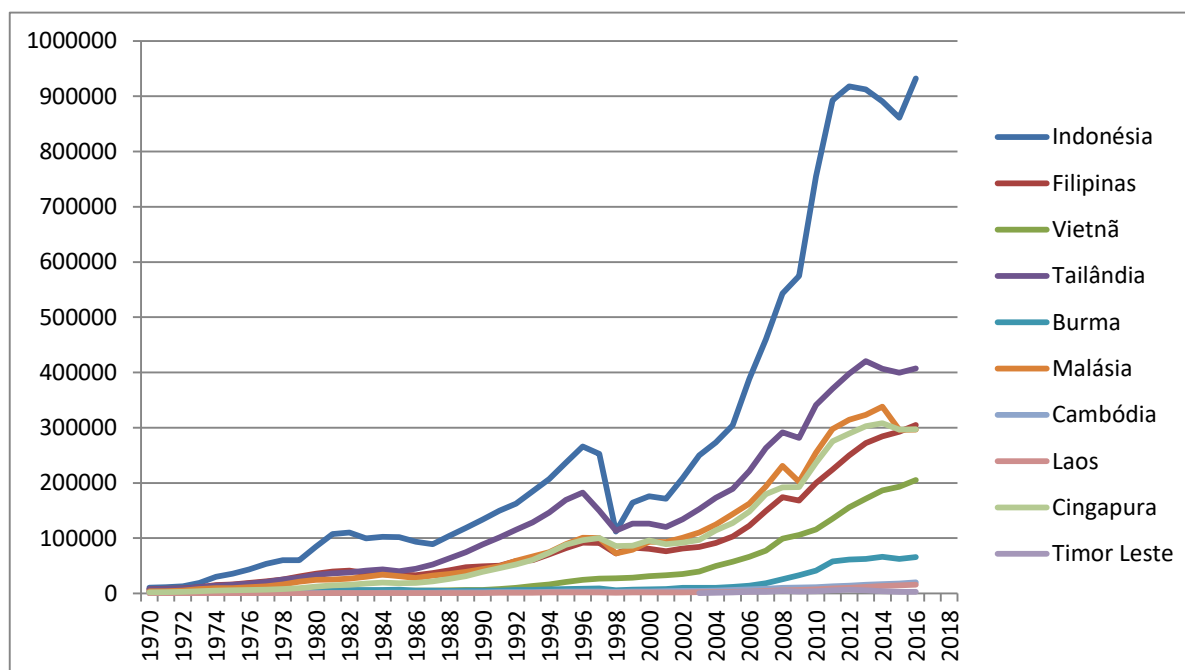
Oriente Médio



Ásia Oriental

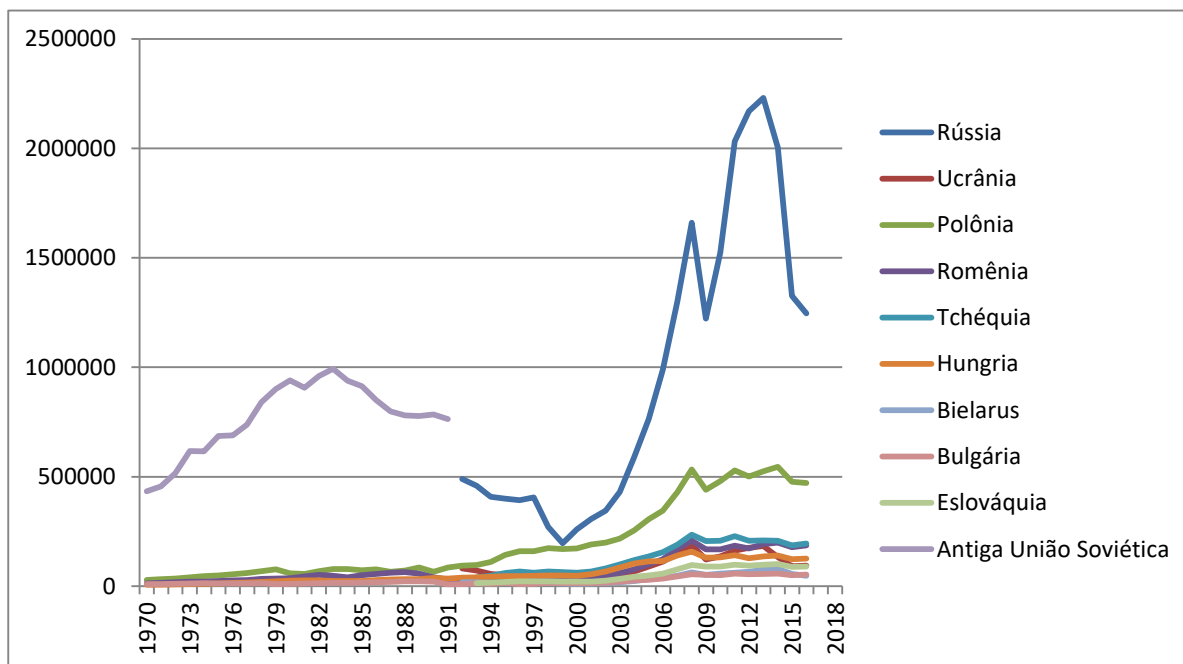


Sudeste Asiático

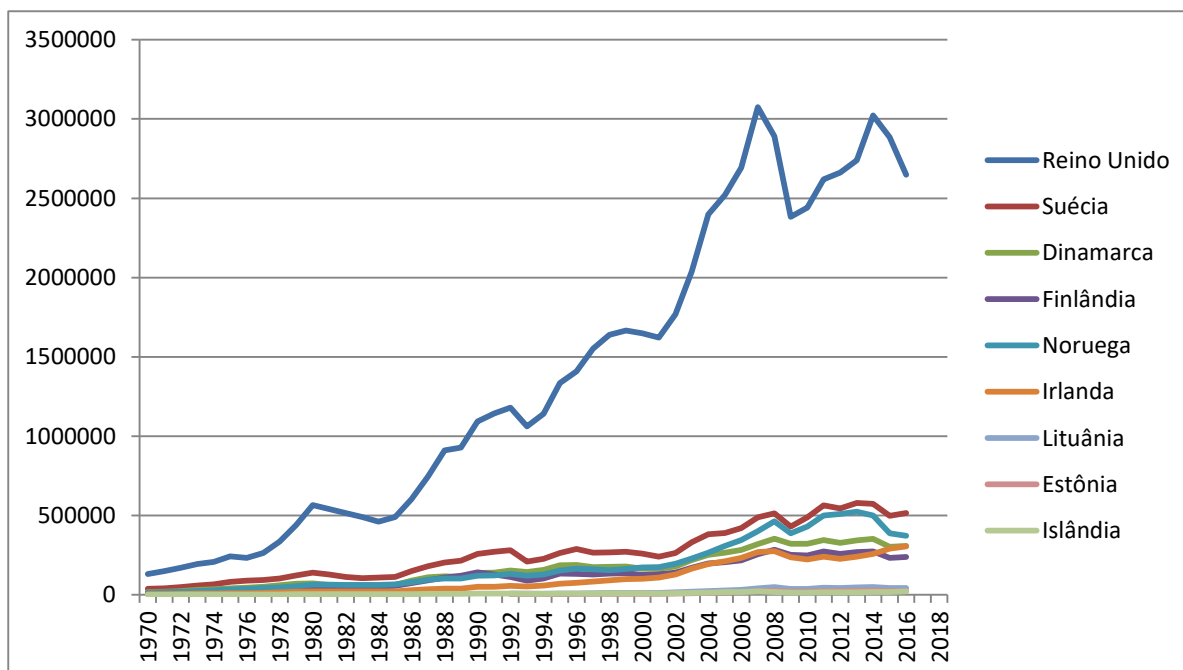


Europa

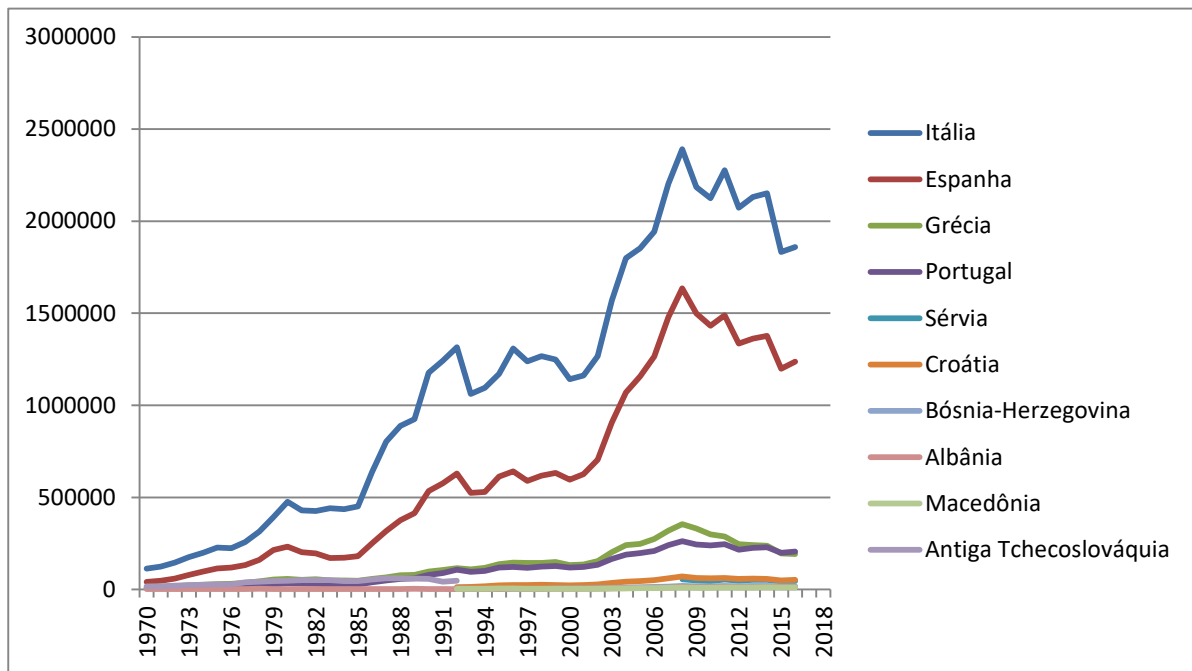
Leste Europeu



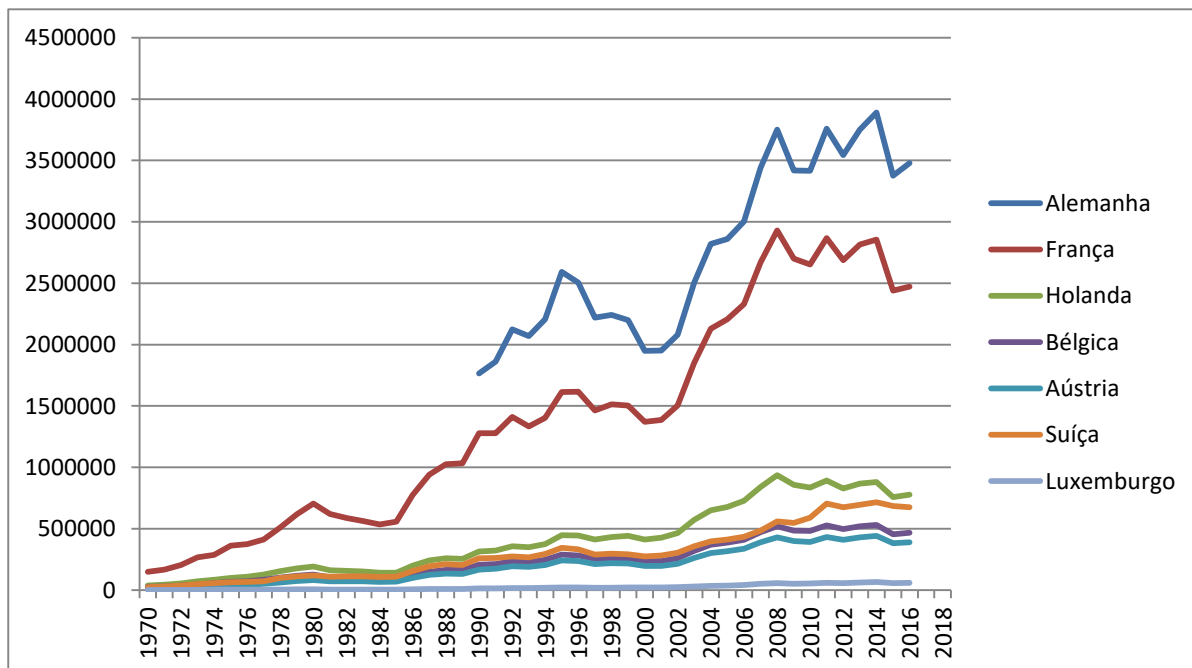
Europa Setentrional



Europa Meridional

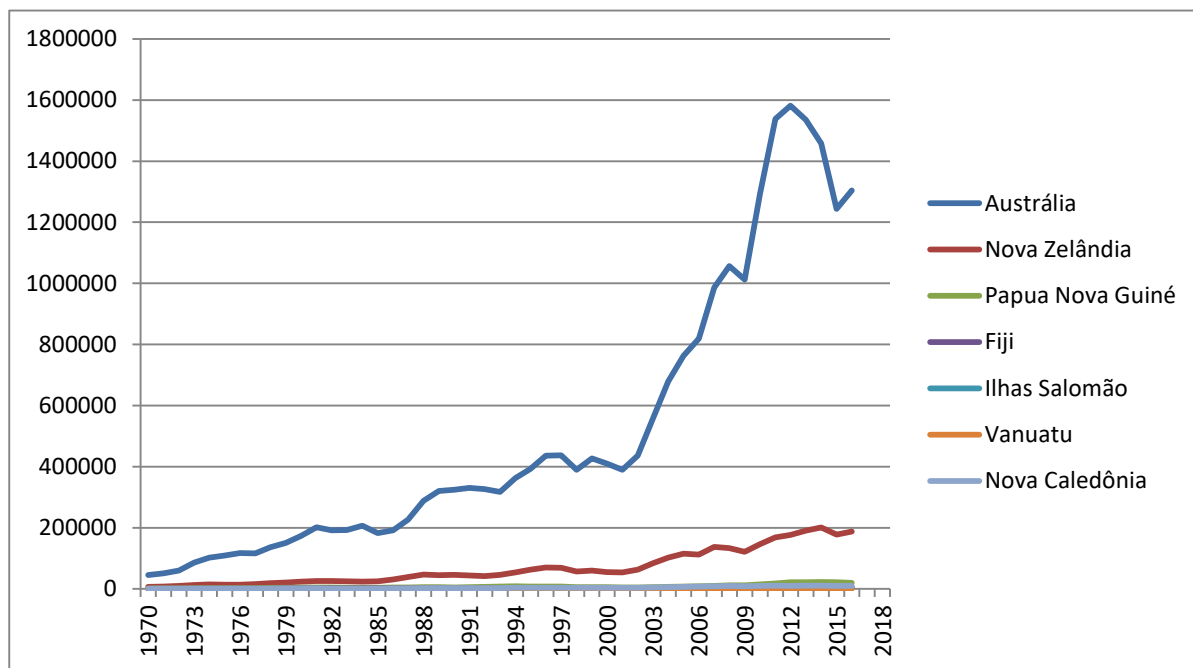


Europa Ocidental

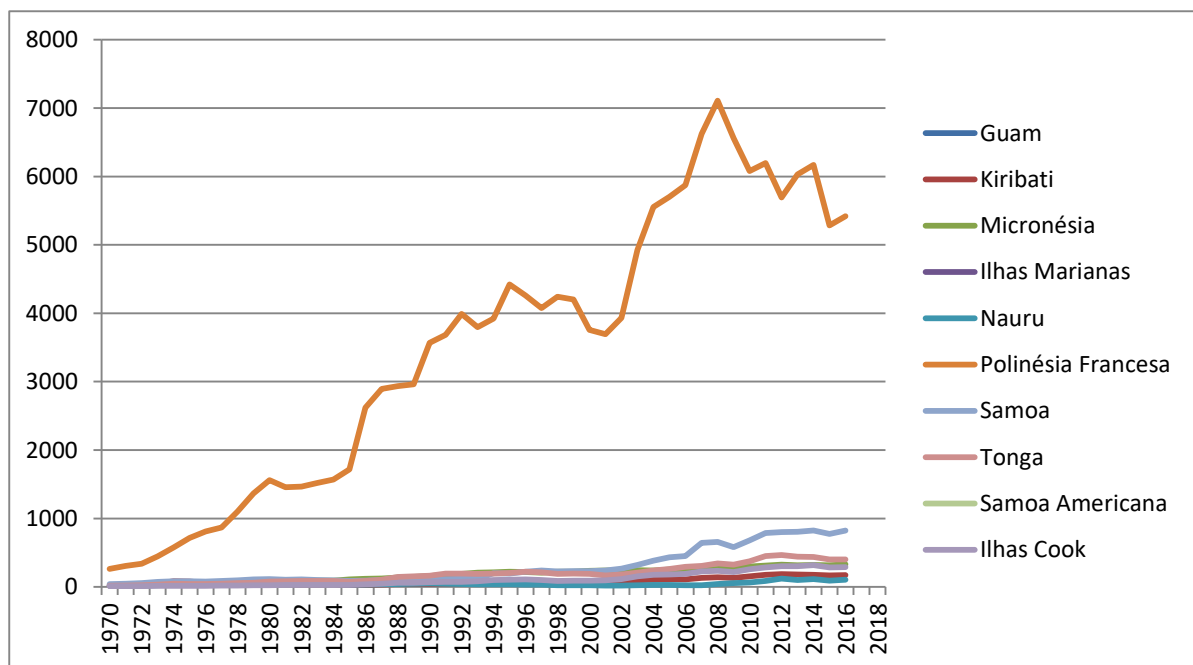


Oceania

Austrália e Melanésia



Micronésia e Polinésia



Referências

BP Global (BP). BP Statistical Review of World Energy. Disponível online em:
<https://www.bp.com/en/global/corporate/energy-economics/statistical-review-of-world-energy/downloads.html>

Energy Information Administration (EIA). International Energy Statistics. Disponível online em:
<https://www.eia.gov/beta/international/data/browser/#/?c=4100000020000600000000000000g000200000000000001&vs=INTL.44-1-AFRC-QBTU.A&vo=0&v=H&end=2015>

International Monetary Fund (IMF). World Economic Outlook – Database. October 2018 Disponível online em: <https://www.imf.org/external/pubs/ft/weo/2018/02/weodata/weoselgr.aspx>

Stockholm International Peace Research Institute (SIPRI). SIPRI Military Expenditure Database. Disponível online em: <https://www.sipri.org/databases/milex>

United Nations Conference on Trade and Development (UNCTAD). UNCTADSTAT. Disponível online em: http://unctadstat.unctad.org/wds/ReportFolders/reportFolders.aspx?sCS_ChosenLang=en

World Development Indicators (WDI). The World Bank Databank. Disponível online em: <http://databank.worldbank.org/data/reports.aspx?source=World-Development-Indicators>