



Observatório de dados internacionais

Comparação entre países

**Gastos do governo
em dólares constantes de 2010
(em milhões de dólares)**

Coordenação: Prof. Thiago Periard

Departamento de Ciências Econômicas



**Universidade Federal
de São João del-Rei**

Sobre o DataObs

O Observatório de dados internacionais – DataObs - é um projeto de pesquisa destinado a levantar, organizar e disponibilizar a mais ampla gama possível de dados internacionais disponíveis nos principais organismos internacionais. Com isto o projeto espera contribuir para uma melhor compreensão da realidade socioeconômica mundial, sendo uma ferramenta útil para uma discussão baseada em fatos.

Sobre este relatório

Este relatório apresenta a evolução histórica de uma variável nos 170 países de maior população do mundo. Com isto espera-se disponibilizar uma ferramenta de fácil acesso para comparações entre países.

Equipe do Projeto

Coordenação: Prof. Thiago Periard do Amaral

Colaboração : Prof. Norberto Martins Vieira

Marcos Vinicius Barbosa – Estudante de Ciências Econômicas da UFSJ

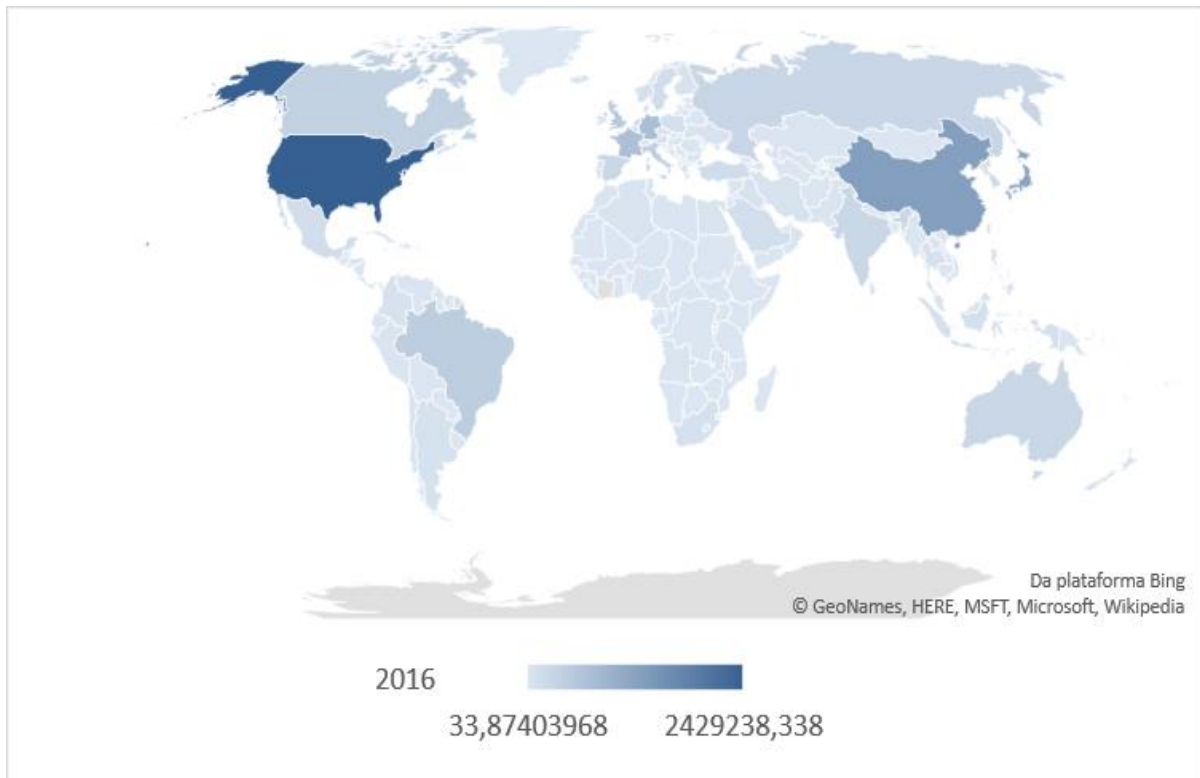
Contato

www.dataobs.com.br
contato@dataobs.com.br

Índice

1 - Visão geral da amostra	pág. 4
2 - África	pág. 6
3 - Américas	pág. 10
4 - Ásia	pág. 13
5 - Europa	pág. 17
6 - Oceania	pág. 20
7 - Referências	pág. 22

Mapa

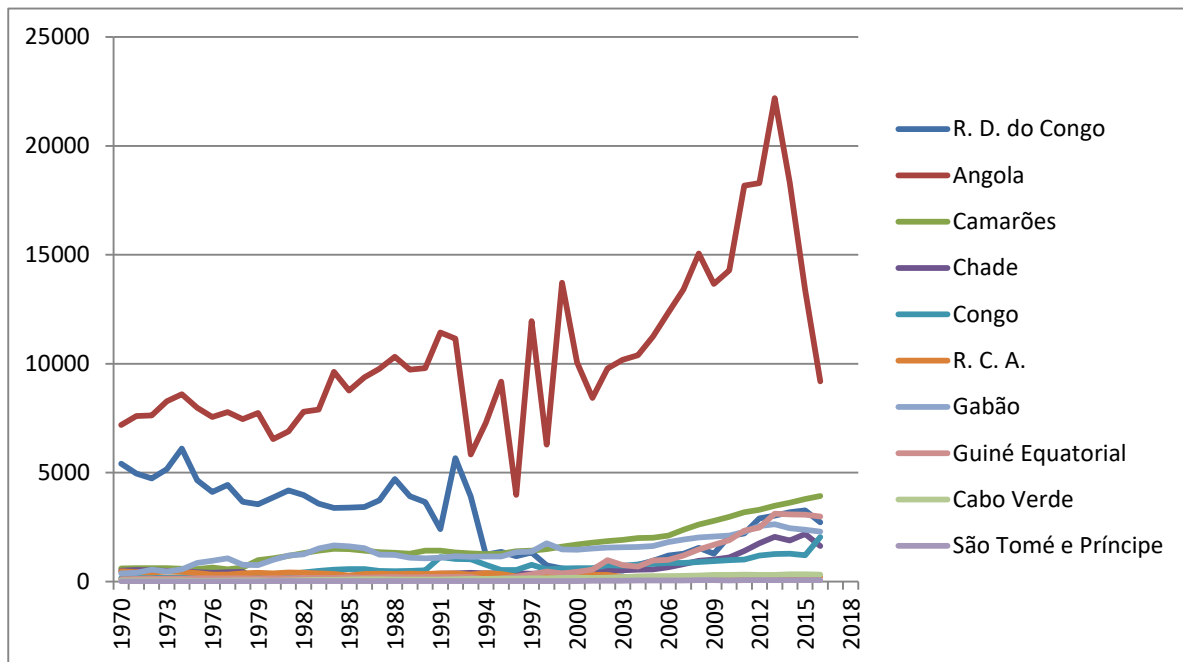


Ranking

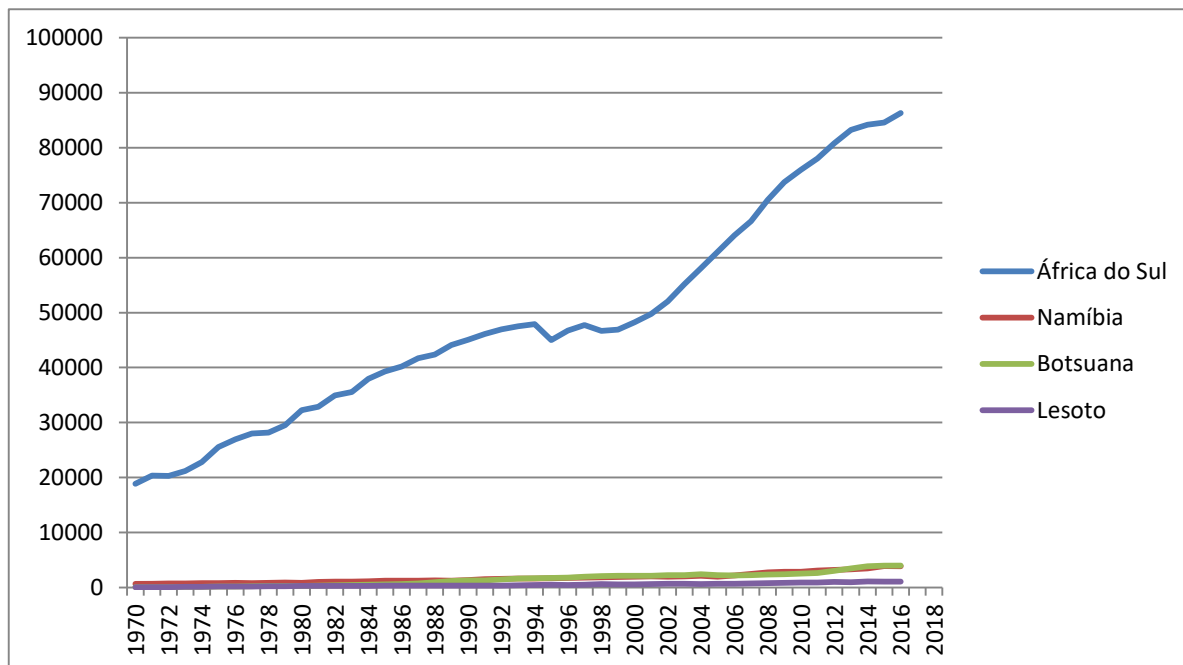
Rank	Country	Value	Rank	Country	Value	Rank	Country	Value	Rank	Country	Value
1	United States	2429238,34	51	Kuwait	26988,71	101	Bolivia	3953,41	151	Montenegro	991,18
2	China	1291797,21	52	Pakistan	26884,68	102	Cameroon	3927,98	152	Malawi	990,03
3	Japan	1210410,40	53	Hong Kong	24322,25	103	Cyprus	3914,34	153	Kyrgyzstan	974,34
4	Germany	731400,59	54	Kazakhstan	23815,35	104	Namibia	3891,87	154	Cambodia	965,99
5	France	683271,99	55	Qatar	23740,21	105	Papua New Guinea	3675,46	155	Togo	955,02
6	United Kingdom	552828,48	56	Morocco	23603,49	106	Turkmenistan	3573,94	156	Haiti	895,83
7	Brazil	442084,75	57	Peru	23316,75	107	Zambia	3562,37	157	Tajikistan	867,24
8	Italy	415467,05	58	Cuba	23127,92	108	Mozambique	3477,85	158	Bermuda	855,44
9	Canada	366826,50	59	Venezuela	21571,63	109	Iceland	3372,50	159	Timor-Leste (East Timor)	812,25
10	Russia	284137,05	60	Slovakia	19391,38	110	Sudan	3338,40	160	Madagascar	794,48
11	Spain	280229,67	61	Nigeria	19029,35	111	Honduras	3144,77	161	Fiji	752,65
12	India	271730,94	62	Oman	15622,17	112	Macau	3134,52	162	Maldives	638,34
13	Australia	269165,71	63	Libya	15081,97	113	Brunei	3055,90	163	Andorra	621,88
14	Netherlands	220442,64	64	Ecuador	12319,00	114	Palestinian Territories	3001,41	164	Aruba	607,53
15	Korea, South	191321,31	65	Croatia	12265,93	115	Mali	2990,02	165	Eritrea	584,18
16	Turkey	158201,07	66	Vietnam	10531,02	116	Equatorial Guinea	2980,02	166	Suriname	582,93
17	Mexico	143199,69	67	Luxembourg	10479,26	117	Paraguay	2909,40	167	Burundi	578,82
18	Sweden	136507,49	68	Uzbekistan	9916,81	118	Burkina Faso	2898,76	168	Barbados	546,20
19	Saudi Arabia	133589,60	69	Slovenia	9624,34	119	Afghanistan	2842,55	169	Cayman Islands	531,60
20	Belgium	119255,25	70	Tunisia	9472,09	120	Congo (Kinshasa)	2721,78	170	Guyana	507,55
21	Norway	102121,03	71	Angola	9184,90	121	New Caledonia	2691,22	171	Liberia	443,81
22	Poland	99724,74	72	Burma (Myanmar)	8785,66	122	El Salvador	2682,13	172	Curaçao	397,51
23	Denmark	91061,73	73	Bulgaria	8722,30	123	Trinidad and Tobago	2664,54	173	Seychelles	365,06
24	South Africa	86295,76	74	Bangladesh	8600,90	124	Yemen	2474,01	174	Djibouti	349,69
25	Indonesia	85177,29	75	Belarus	8497,99	125	Nepal	2339,89	175	Bhutan	346,09
26	Austria	84125,65	76	Serbia	8292,81	126	Senegal	2321,38	176	San Marino	325,81
27	Argentina	80887,93	77	Kenya	8223,00	127	Gabon	2290,80	177	Cape Verde	325,16
28	Switzerland	75856,73	78	Lithuania	7623,27	128	Uganda	2186,55	178	Sierra Leone	323,98
29	Taiwan	73070,93	79	Tanzania	7077,36	129	Jamaica	2047,10	179	Solomon Islands	299,99
30	Thailand	65629,85	80	Costa Rica	7028,61	130	Congo (Brazzaville)	2044,82	180	Belize	278,22
31	Israel	64634,30	81	Syria	6999,83	131	Malta	2010,74	181	Central African Republic	239,06
32	Colombia	64365,54	82	Azerbaijan	6761,13	132	Guinea	1963,09	182	Guinea-Bissau	219,60
33	Finland	60445,41	83	Lebanon	6404,14	133	Macedonia	1954,57	183	Antigua and Barbuda	206,46
34	Iran	55702,93	84	Uruguay	6246,14	134	French Polynesia	1875,79	184	Saint Lucia	179,44
35	Greece	53475,59	85	Dominican Republic	6131,12	135	Nicaragua	1715,36	185	Turks and Caicos Islands	176,07
36	Iraq	50501,42	86	Jordan	5992,84	136	Mongolia	1700,13	186	Saint Kitts and Nevis	161,94
37	United Arab Emirates	48297,27	87	Sri Lanka	5958,91	137	Benin	1676,22	187	Saint Vincent/Grenadines	156,17
38	Portugal	45657,33	88	Guatemala	5206,57	138	Chad	1627,66	188	Samoa	145,54
39	Malaysia	44914,96	89	Ethiopia	5066,94	139	Mauritius	1612,04	189	Comoros	143,94
40	Ireland	44227,79	90	Zimbabwe	4946,44	140	Albania	1506,62	190	Micronesia	138,08
41	Czech Republic	44183,42	91	Latvia	4886,99	141	Laos	1454,28	191	Netherlands (Dutch part)	137,01
42	Algeria	33362,88	92	Bahrain	4876,18	142	Rwanda	1367,08	192	Vanuatu	133,64
43	Chile	33177,21	93	Panama	4687,42	143	Bahamas, The	1309,06	193	Gambia, The	119,42
44	New Zealand	32153,88	94	South Sudan	4578,00	144	Armenia	1288,99	194	Grenada	114,00
45	Egypt	31597,77	95	Cote d'Ivoire (Ivory Coast)	4572,80	145	Moldova	1243,37	195	Somalia	109,16
46	Hungary	31013,92	96	Estonia	4550,92	146	Greenland	1236,68	196	Dominica	107,16
47	Singapore	29716,28	97	Ghana	4235,75	147	Swaziland	1216,67	197	Marshall Islands	90,74
48	Philippines	28929,64	98	Bosnia and Herzegovina	4021,69	148	Niger	1156,10	198	Cook Islands	83,45
49	Ukraine	27284,44	99	Georgia	3997,82	149	Lesotho	1096,86	199	Tonga	82,14
50	Romania	27124,91	100	Botswana	3989,09	150	Mauritania	1037,87	200	Virgin Islands, British	74,61

África

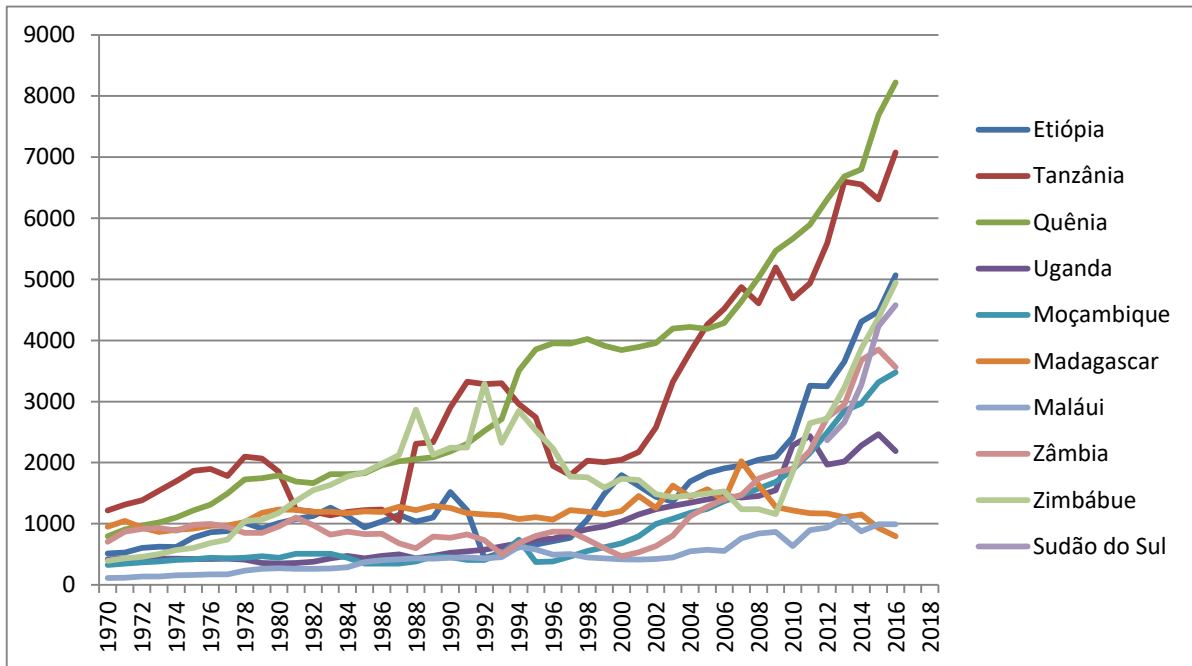
África Central



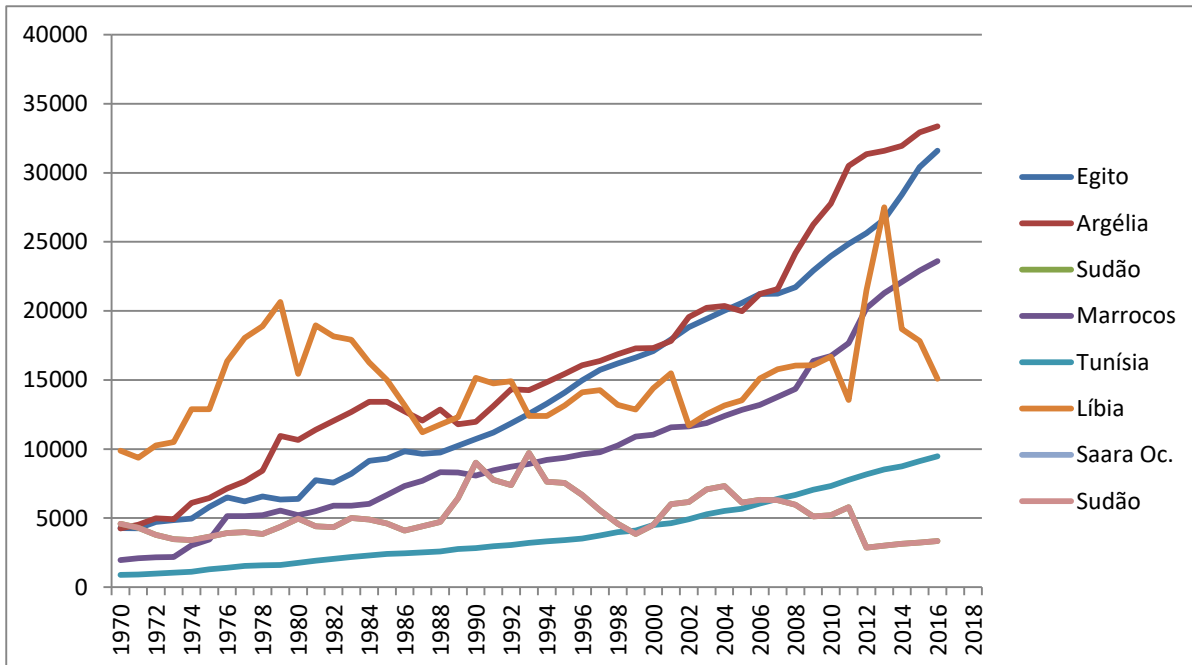
África Meridional



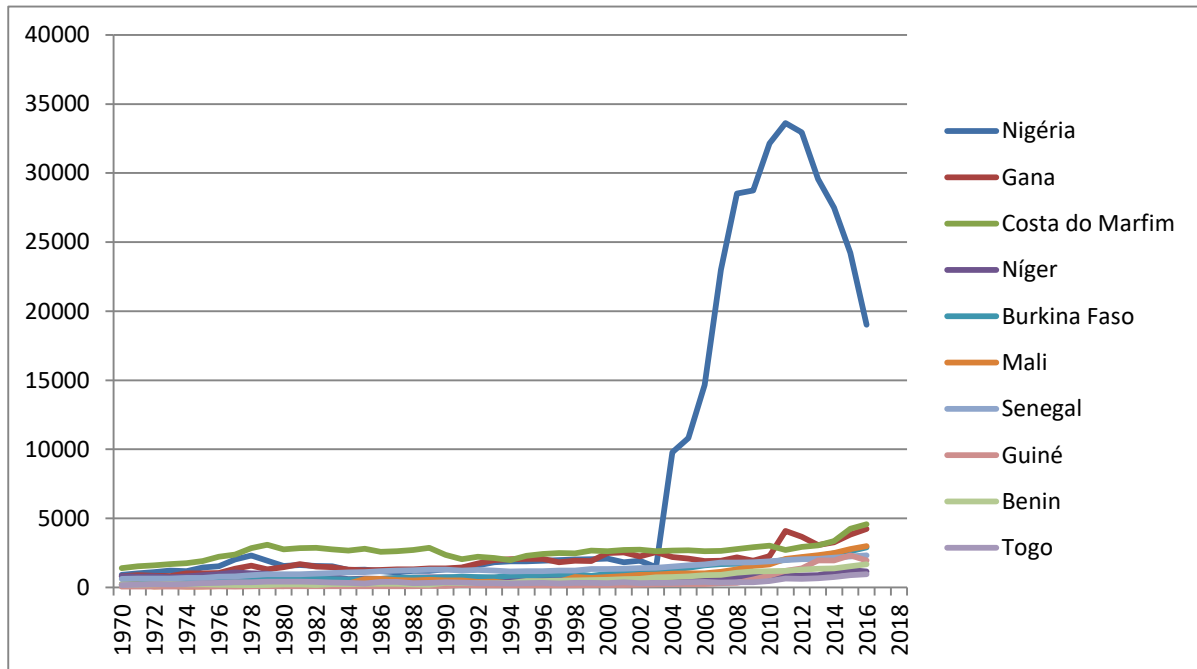
Leste da África



Norte da África

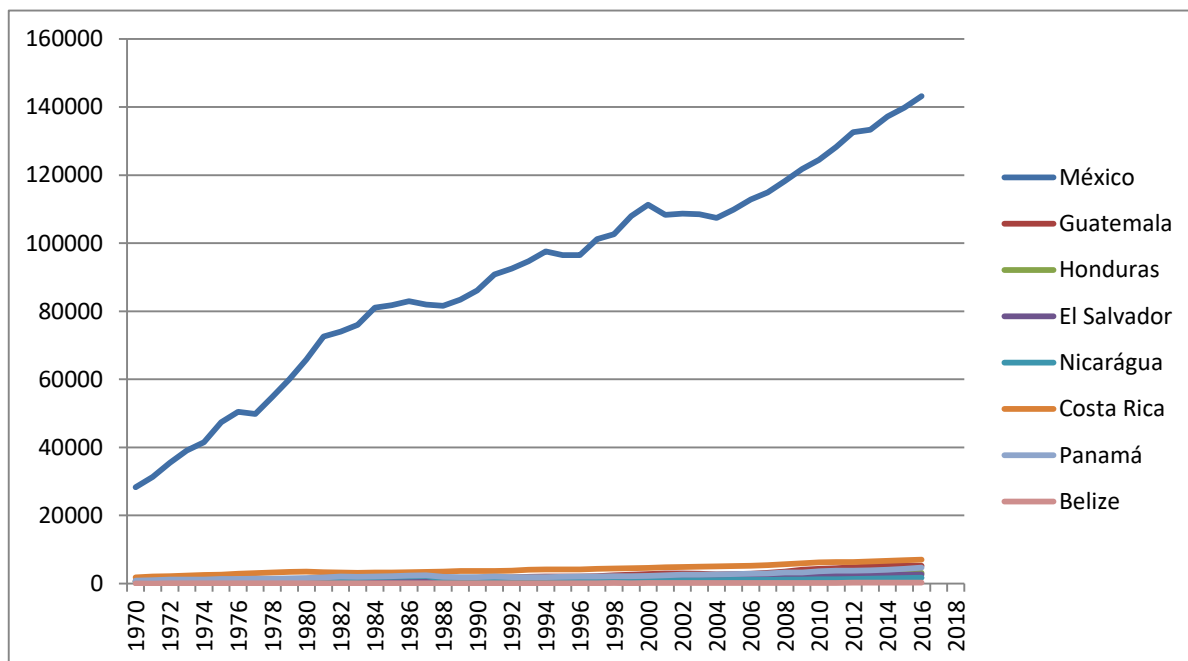


Oeste da África

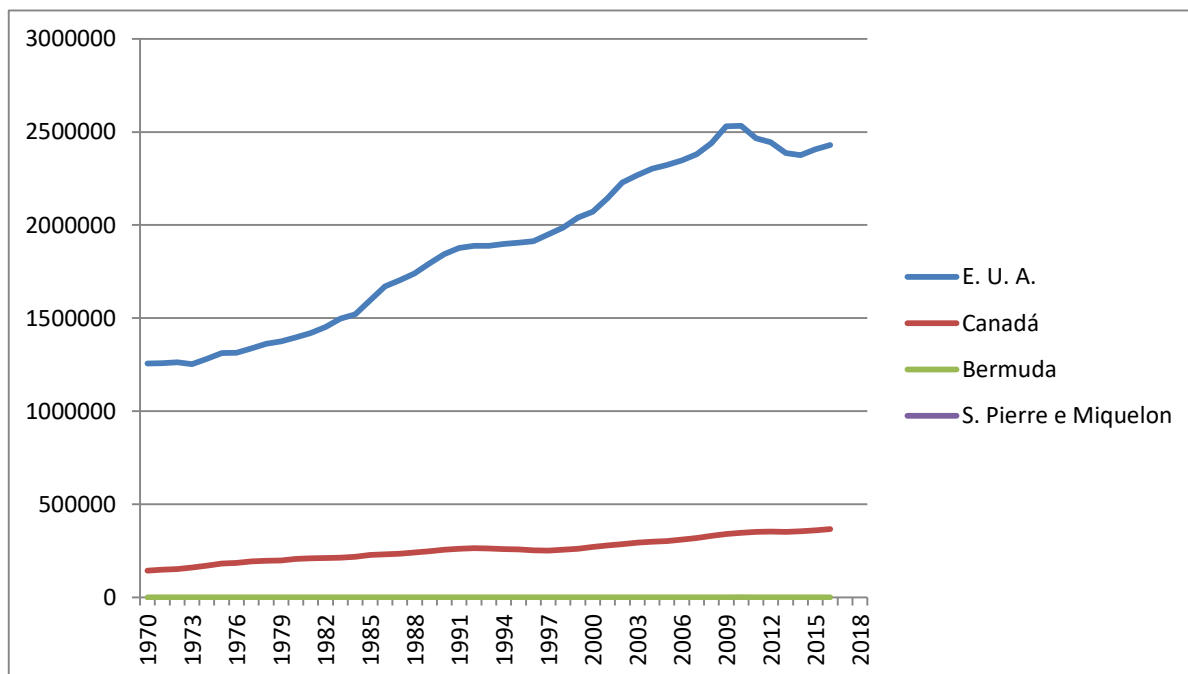


Américas

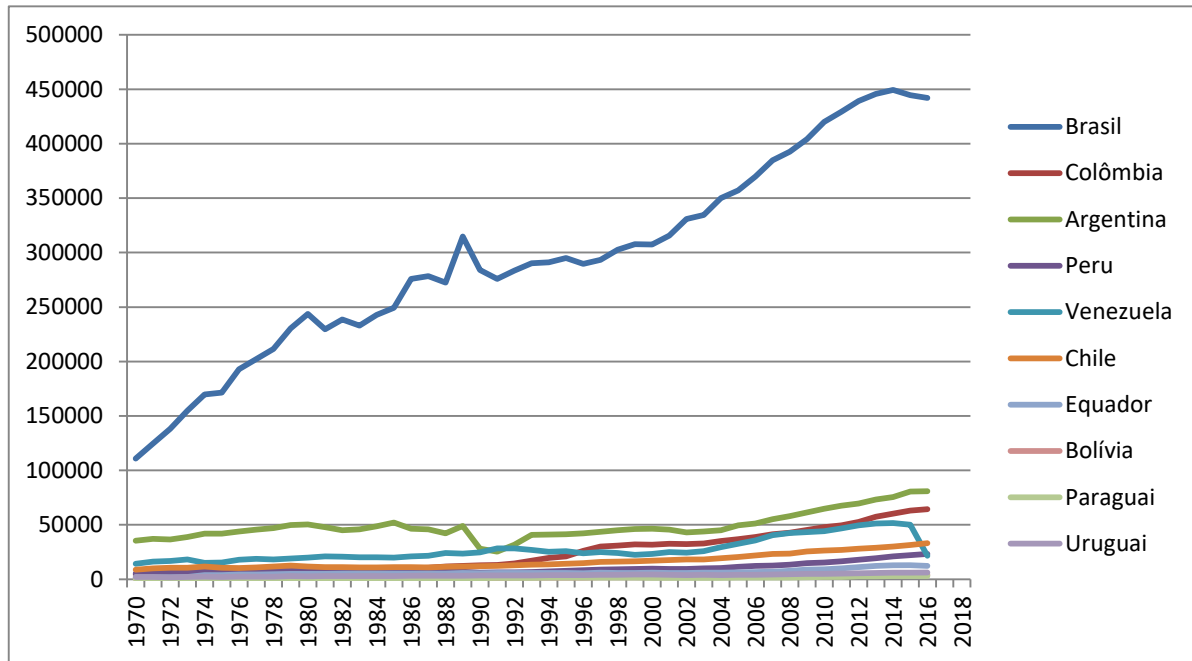
América Central



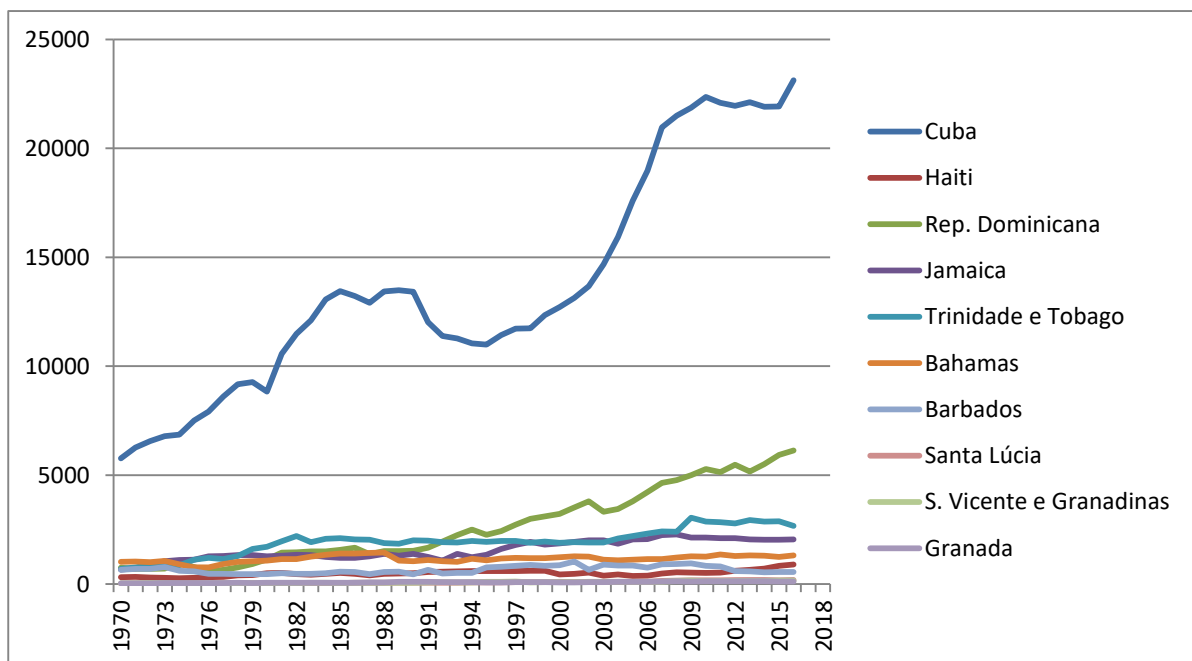
América do Norte



América do Sul

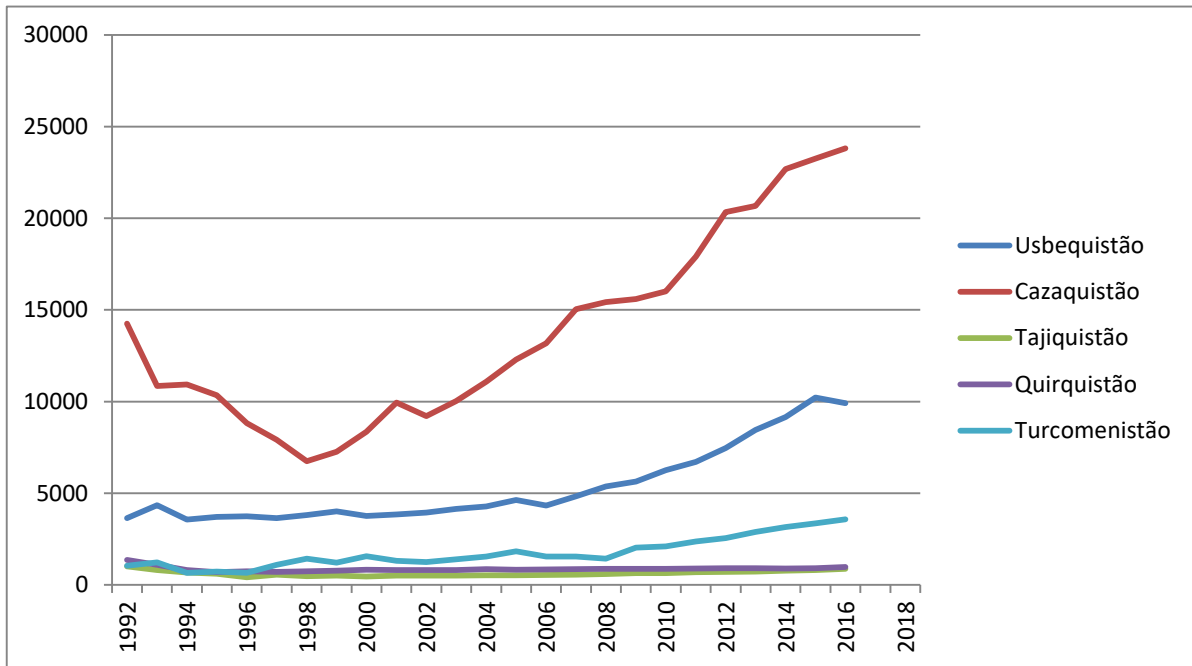


Caribe

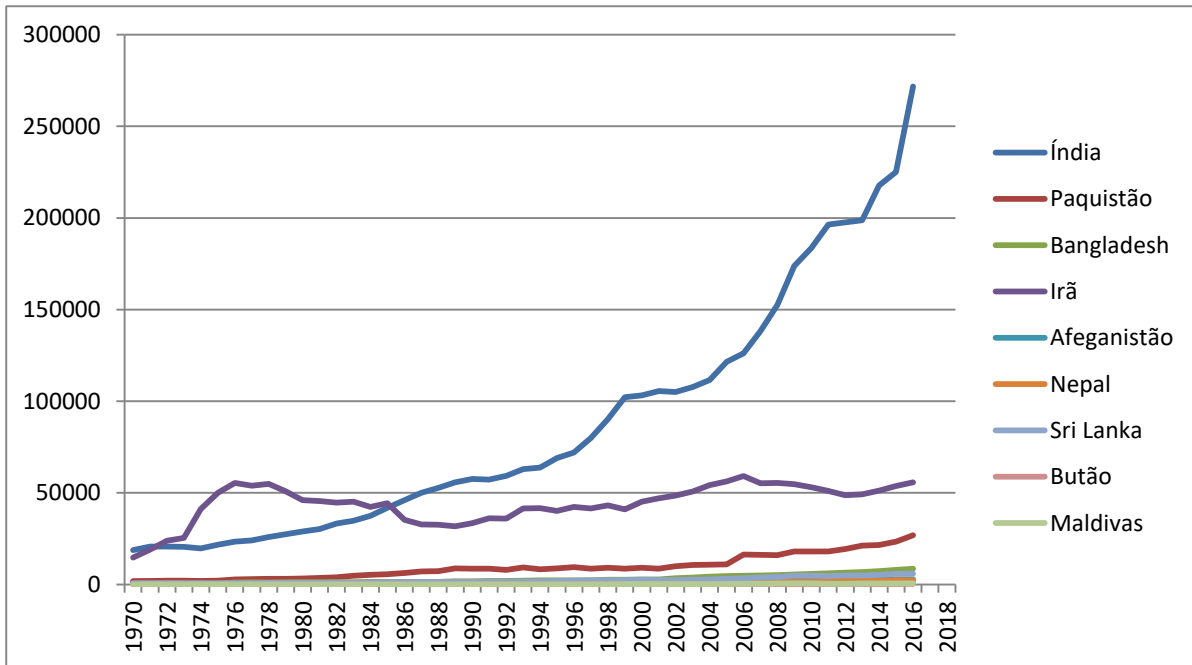


Ásia

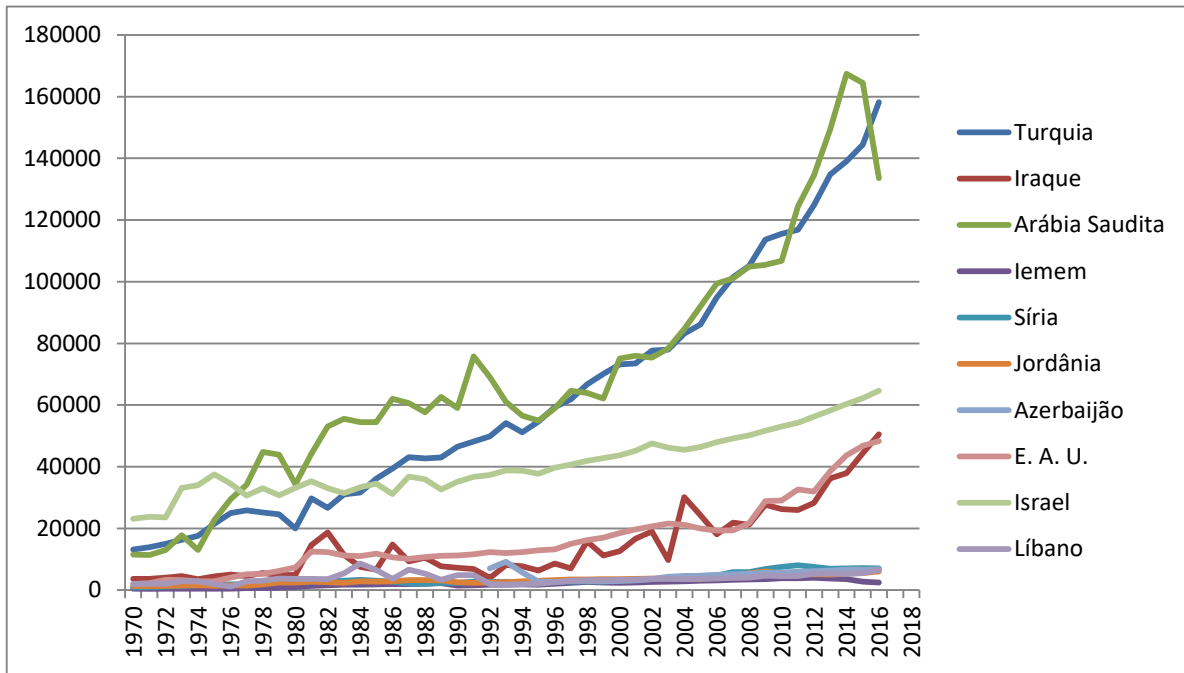
Ásia Central



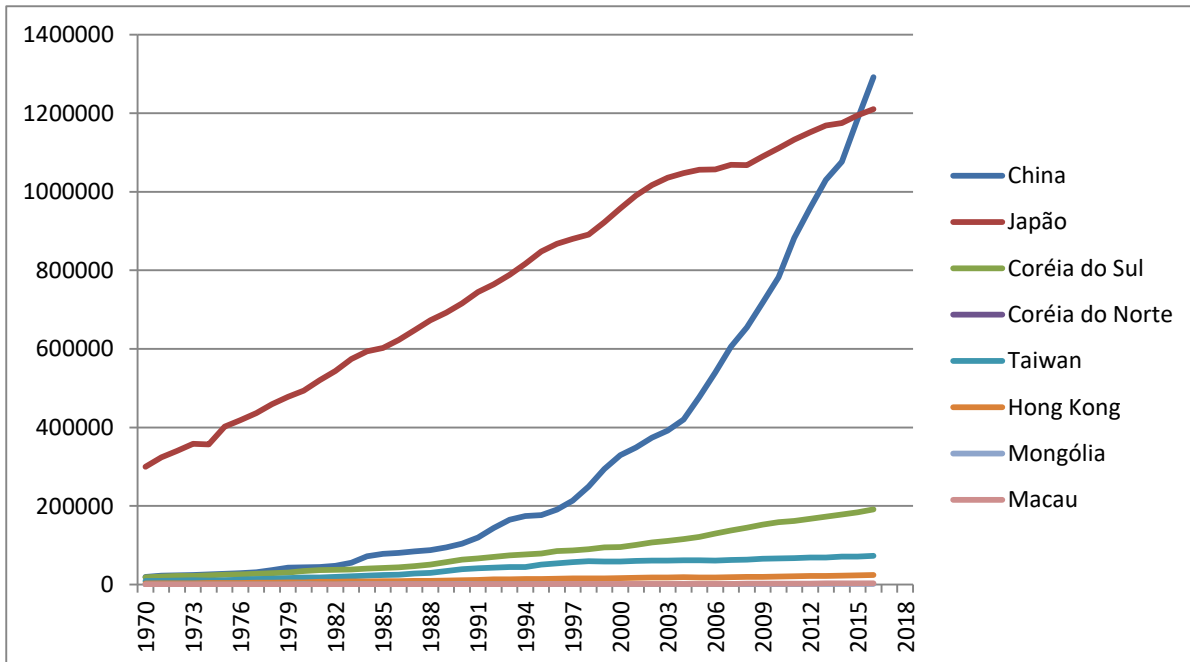
Ásia Meridional



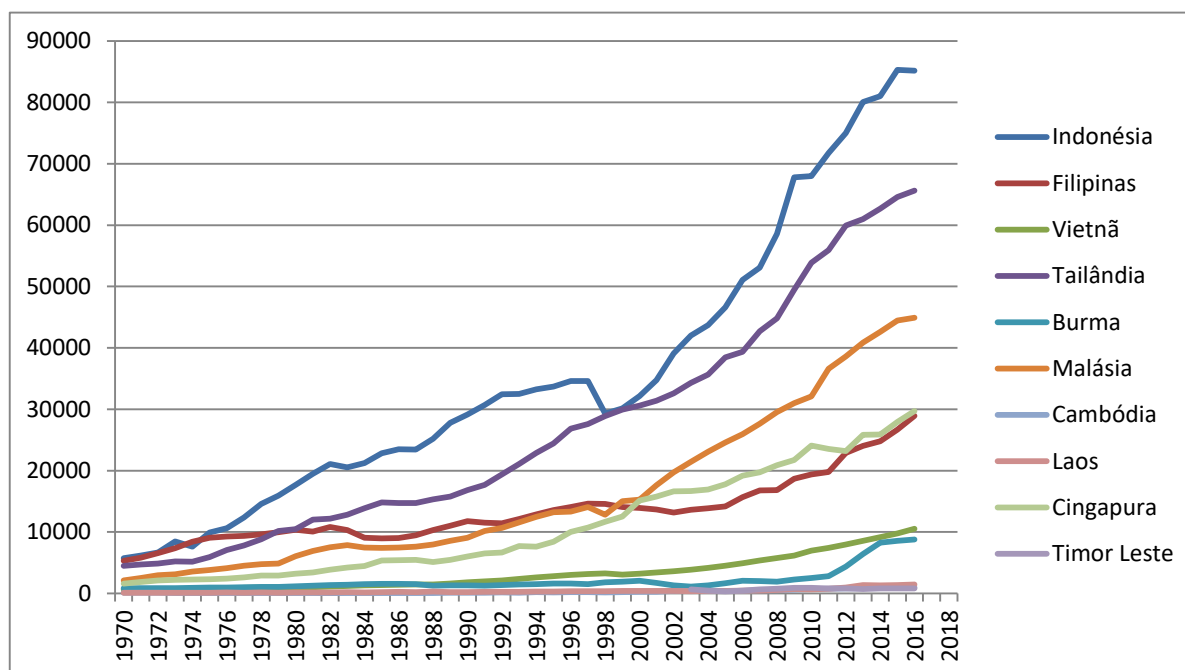
Oriente Médio



Ásia Oriental

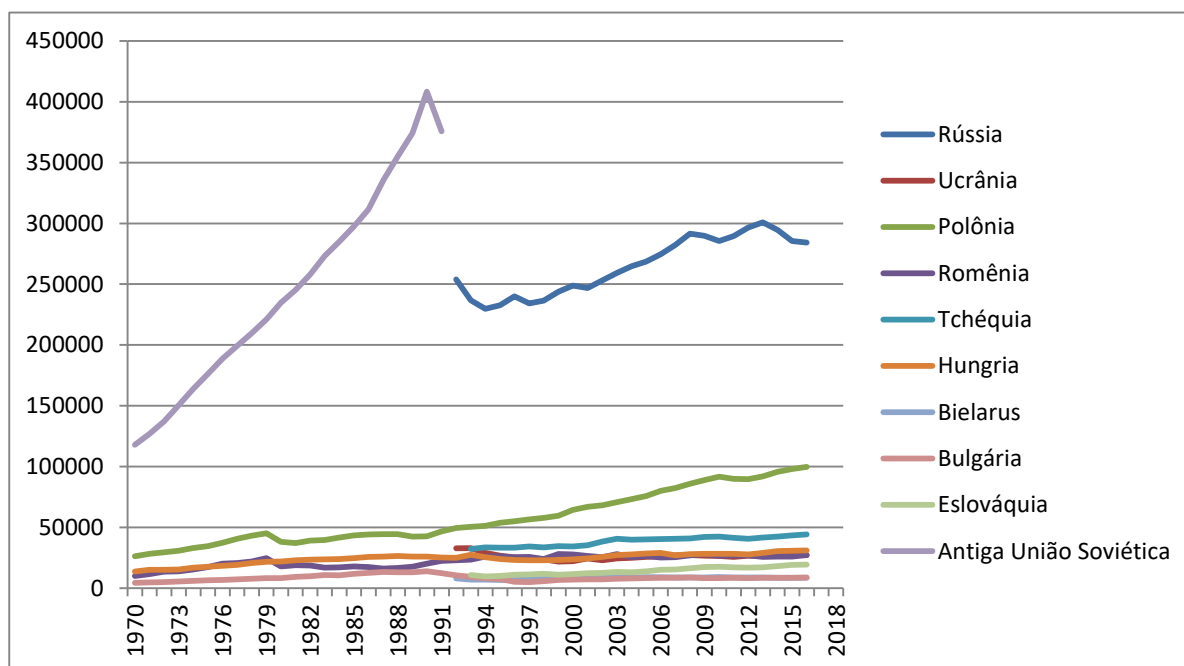


Sudeste Asiático

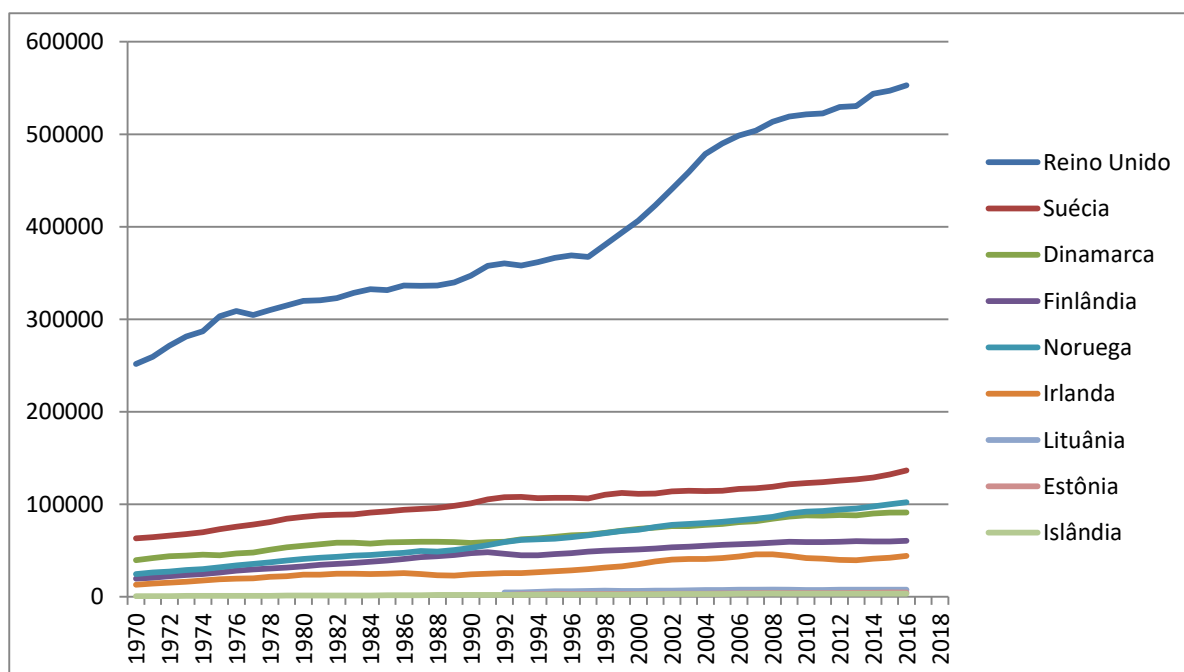


Europa

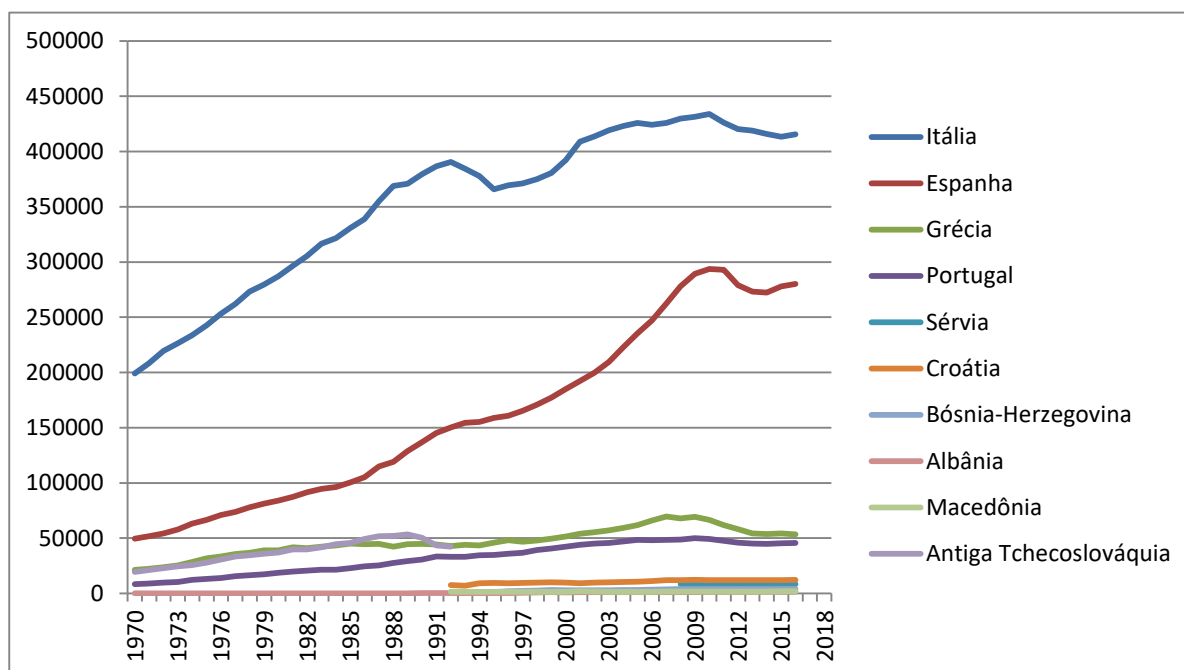
Leste Europeu



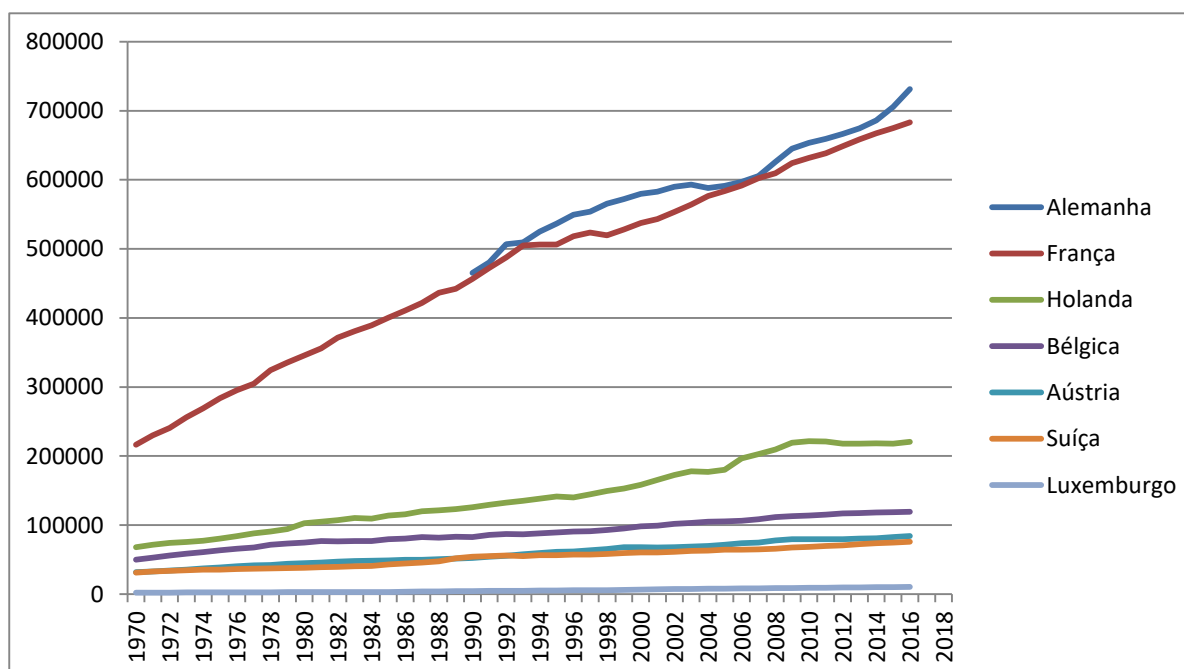
Europa Setentrional



Europa Meridional

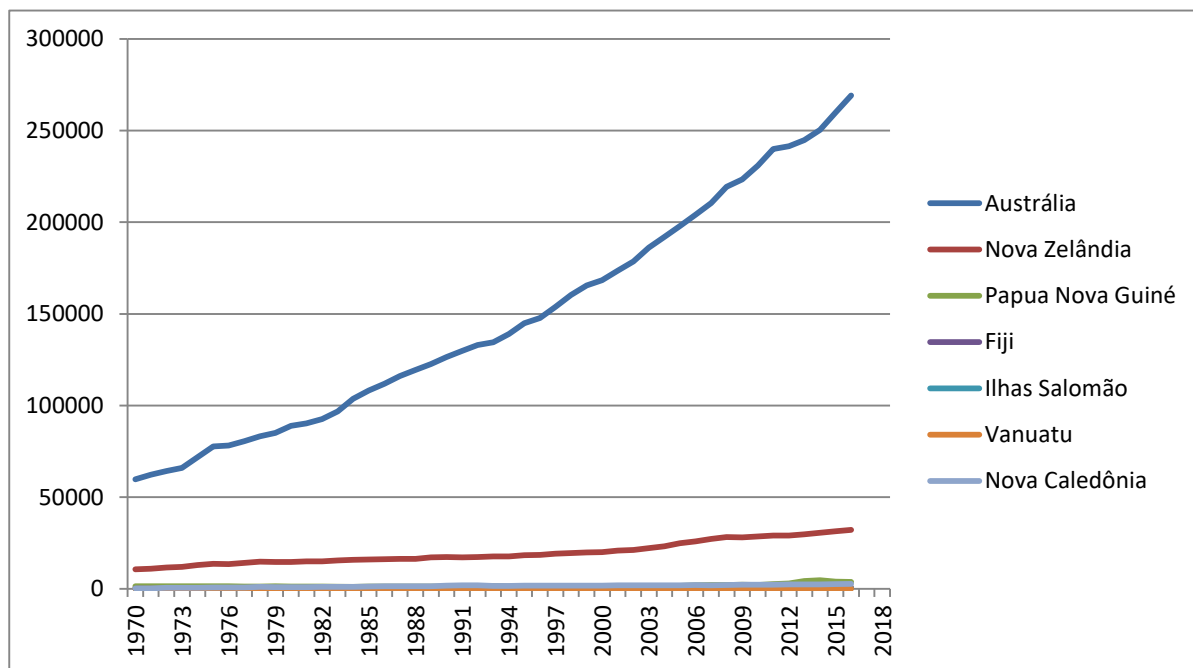


Europa Ocidental

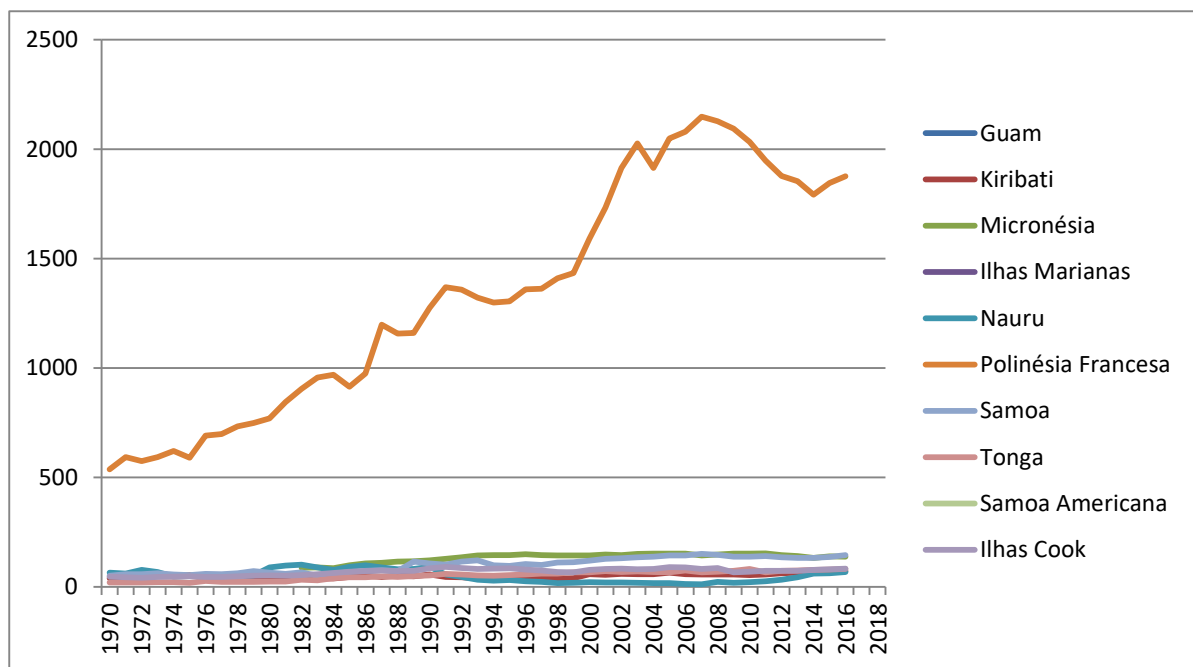


Oceania

Austrália e Melanésia



Micronésia e Polinésia



Referências

BP Global (BP). BP Statistical Review of World Energy. Disponível online em:
<https://www.bp.com/en/global/corporate/energy-economics/statistical-review-of-world-energy/downloads.html>

Energy Information Administration (EIA). International Energy Statistics. Disponível online em:
<https://www.eia.gov/beta/international/data/browser/#/?c=4100000020000600000000000000g000200000000000001&vs=INTL.44-1-AFRC-QBTU.A&vo=0&v=H&end=2015>

International Monetary Fund (IMF). World Economic Outlook – Database. October 2018 Disponível online em: <https://www.imf.org/external/pubs/ft/weo/2018/02/weodata/weoselgr.aspx>

Stockholm International Peace Research Institute (SIPRI). SIPRI Military Expenditure Database. Disponível online em: <https://www.sipri.org/databases/milex>

United Nations Conference on Trade and Development (UNCTAD). UNCTADSTAT. Disponível online em: http://unctadstat.unctad.org/wds/ReportFolders/reportFolders.aspx?sCS_ChosenLang=en

World Development Indicators (WDI). The World Bank Databank. Disponível online em: <http://databank.worldbank.org/data/reports.aspx?source=World-Development-Indicators>