



**Observatório de dados internacionais**

**Comparação entre países**

**Percentual da formação bruta em capital fixo em  
relação ao PIB  
(em % do PIB)**

**Coordenação: Prof. Thiago Periard**

**Departamento de Ciências Econômicas**



**Universidade Federal  
de São João del-Rei**

### **Sobre o DataObs**

O Observatório de dados internacionais – DataObs - é um projeto de pesquisa destinado a levantar, organizar e disponibilizar a mais ampla gama possível de dados internacionais disponíveis nos principais organismos internacionais. Com isto o projeto espera contribuir para uma melhor compreensão da realidade socioeconômica mundial, sendo uma ferramenta útil para uma discussão baseada em fatos.

### **Sobre este relatório**

Este relatório apresenta a evolução histórica de uma variável nos 170 países de maior população do mundo. Com isto espera-se disponibilizar uma ferramenta de fácil acesso para comparações entre países.

### **Equipe do Projeto**

Coordenação: Prof. Thiago Periard do Amaral

Colaboração : Prof. Norberto Martins Vieira

Marcos Vinicius Barbosa – Estudante de Ciências Econômicas da UFSJ

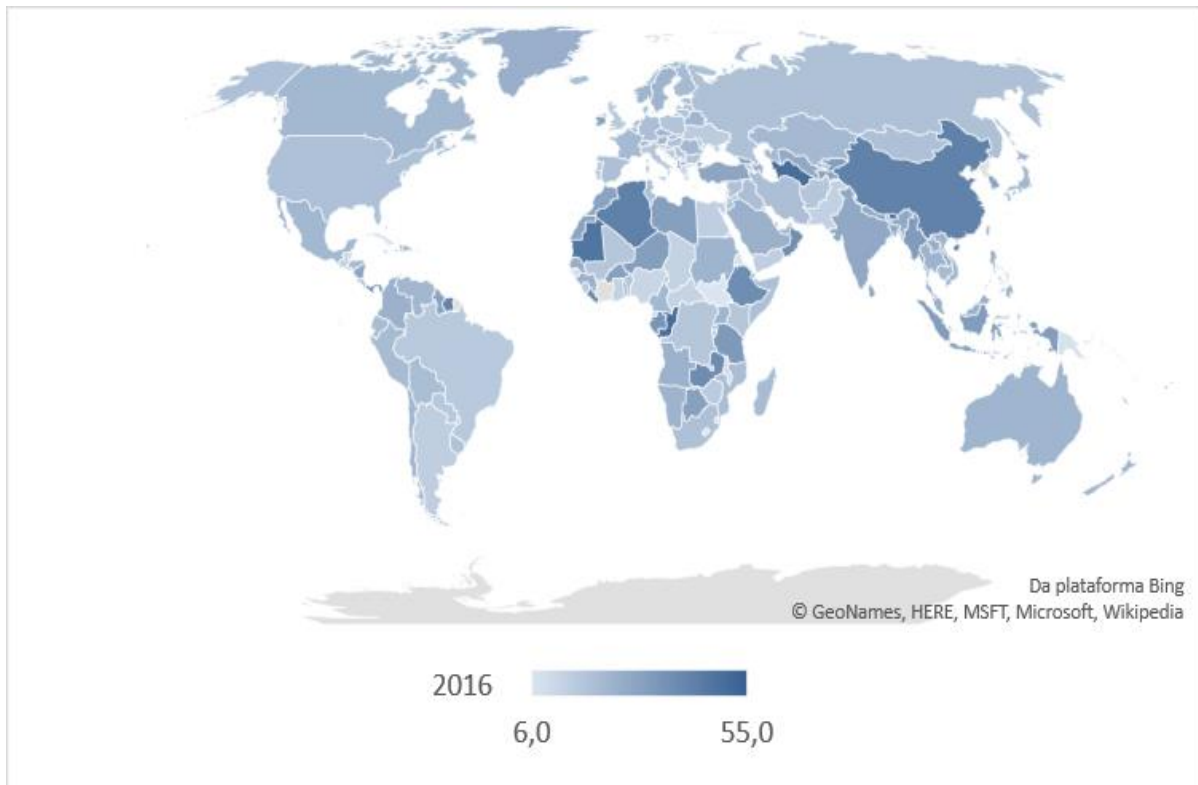
### **Contato**

[www.dataobs.com.br](http://www.dataobs.com.br)  
[contato@dataobs.com.br](mailto:contato@dataobs.com.br)

# Índice

<b>1 - Visão geral da amostra</b>	<b>pág. 4</b>
<b>2 - África</b>	<b>pág. 6</b>
<b>3 - Américas</b>	<b>pág. 10</b>
<b>4 - Ásia</b>	<b>pág. 13</b>
<b>5 - Europa</b>	<b>pág. 17</b>
<b>6 - Oceania</b>	<b>pág. 20</b>
<b>7 - Referências</b>	<b>pág. 22</b>

## Mapa

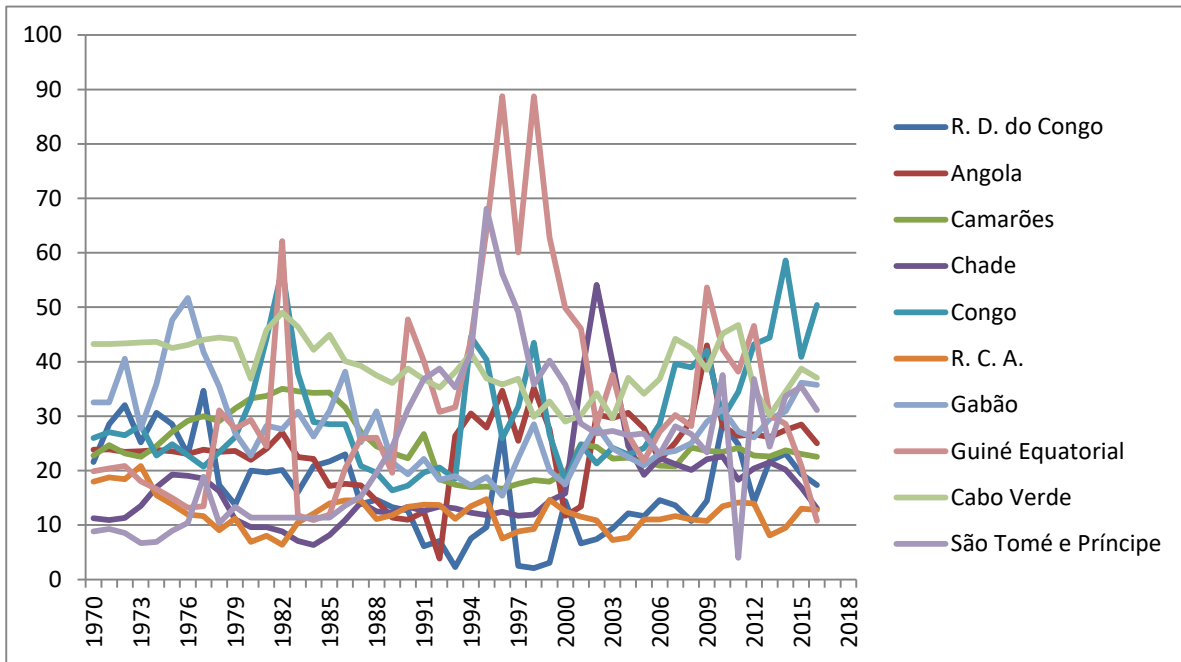


## Ranking

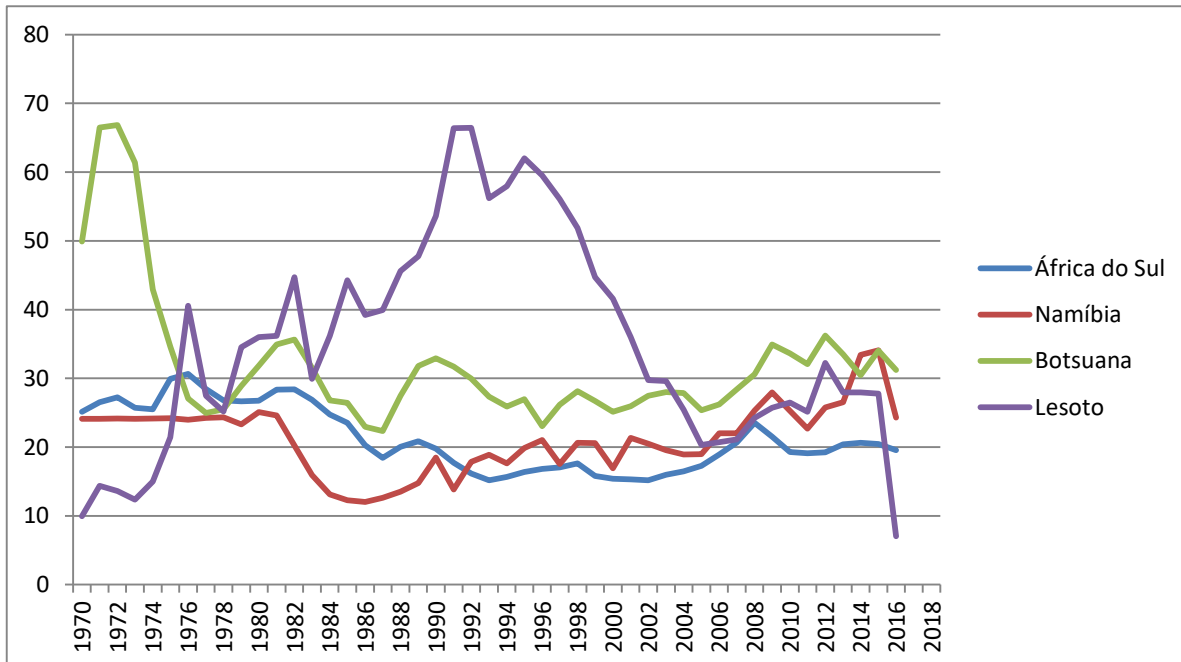
Rank	Country	Value	Rank	Country	Value	Rank	Country	Value	Rank	Country	Value
1	Bhutan	55,03	51	Maldives	26,89	101	Cameroon	22,52	151	Jordan	18,86
2	Congo (Brazzaville)	50,41	52	Curacao	26,85	102	Palestinian Territories	22,50	152	Gambia, The	18,79
3	Turkmenistan	49,76	53	Laos	26,43	103	Cayman Islands	22,42	153	Benin	18,75
4	Mauritania	47,05	54	Kuwait	26,12	104	Dominican Republic	22,37	154	Bulgaria	18,57
5	Qatar	45,24	55	Senegal	26,08	105	Kazakhstan	22,37	155	Costa Rica	18,42
6	Panama	42,98	56	Greenland	25,98	106	Estonia	22,34	156	Latvia	18,20
7	Algeria	42,90	57	Antigua and Barbuda	25,95	107	Moldova	22,29	157	Poland	18,07
8	China	42,43	58	Bahrain	25,88	108	Dominica	22,13	158	Armenia	17,79
9	Nauru	42,19	59	Malaysia	25,78	109	France	21,95	159	Marshall Islands	17,64
10	Kiribati	42,19	60	Saint Vincent/Grenadin	25,50	110	Honduras	21,76	160	Timor-Leste (East Timor)	17,62
11	Suriname	41,89	61	Albania	25,35	111	Macau	21,69	161	Slovenia	17,59
12	Liberia	40,23	62	Rwanda	25,32	112	Cambodia	21,69	162	Cyprus	17,57
13	New Caledonia	38,80	63	Colombia	25,29	113	Finland	21,56	163	Congo (Kinshasa)	17,36
14	Zambia	38,48	64	Guinea	25,24	114	Hong Kong	21,52	164	Kenya	17,28
15	Ethiopia	38,29	65	Saudi Arabia	25,22	115	Peru	21,51	165	Luxembourg	17,23
16	Oman	38,00	66	Czech Republic	25,08	116	Madagascar	21,49	166	Mauritius	17,22
17	Seychelles	37,97	67	Angola	25,04	117	Ecuador	21,48	167	Italy	17,21
18	Cape Verde	37,03	68	Bahamas, The	24,92	118	Saint Lucia	21,25	168	Mali	17,20
19	Gabon	35,77	69	Singapore	24,87	119	Jamaica	21,23	169	Afghanistan	17,20
20	Brunei	34,37	70	Azerbaijan	24,82	120	Slovakia	21,21	170	Burundi	16,87
21	Tanzania	33,51	71	Philippines	24,56	121	Iceland	21,01	171	Sierra Leone	16,77
22	Burma (Myanmar)	32,93	72	Tuvalu	24,33	122	Taiwan	20,93	172	Paraguay	16,63
23	Indonesia	32,57	73	Switzerland	24,33	123	Bolivia	20,75	173	United Kingdom	16,56
24	Djibouti	32,52	74	Thailand	24,30	124	Belize	20,65	174	Cook Islands and Niue	16,50
25	Kyrgyzstan	32,48	75	Namibia	24,27	125	Denmark	20,56	175	Brazil	16,38
26	Tajikistan	31,99	76	Norway	24,09	126	Mozambique	20,53	176	San Marino	16,05
27	Ireland	31,82	77	Sweden	24,08	127	Israel	20,48	177	Bosnia and Herzegovina	16,02
28	Niger	31,79	78	Sudan	24,06	128	Tunisia	20,26	178	Zimbabwe	15,50
29	Togo	31,73	79	Macedonia	24,02	129	Iran	20,25	179	Portugal	15,37
30	Libya	31,65	80	Belarus	23,94	130	Germany	20,13	180	Ukraine	15,20
31	Saint Kitts and Nevis	31,29	81	Uganda	23,91	131	Cote d'Ivoire (Ivory Coast)	20,13	181	Argentina	14,75
32	Botswana	31,23	82	Virgin Islands, British	23,89	132	Iraq	20,12	182	Egypt	14,47
33	Sao Tome and Principe	31,11	83	Australia	23,87	133	Spain	19,99	183	Netherlands Antilles (Dutch Caribbean)	14,27
34	Burkina Faso	31,10	84	Malta	23,81	134	Andorra	19,99	184	Yemen	14,20
35	Georgia	30,39	85	Vietnam	23,76	135	Netherlands	19,97	185	Guinea-Bissau	14,04
36	Haiti	30,22	86	United Arab Emirates	23,64	136	Somalia	19,95	186	Ghana	13,75
37	Guyana	30,21	87	Montserrat	23,63	137	Fiji	19,92	187	El Salvador	13,64
38	Morocco	30,20	88	New Zealand	23,63	138	Croatia	19,88	188	Pakistan	13,61
39	Korea, South	29,68	89	Belgium	23,43	139	Solomon Islands	19,84	189	Comoros	13,33
40	Bangladesh	29,65	90	Austria	23,19	140	French Polynesia	19,73	190	Barbados	13,19
41	Nicaragua	29,51	91	Montenegro	23,18	141	Mongolia	19,55	191	Chad	13,08
42	Micronesia	29,48	92	Chile	23,16	142	South Africa	19,54	192	Central African Republic	12,79
43	Turkey	29,31	93	Japan	23,15	143	Russia	19,54	193	Bermuda	12,51
44	Anguilla	28,99	94	Venezuela	23,03	144	United States	19,44	194	Guatemala	12,48
45	Nepal	28,80	95	Canada	23,00	145	Hungary	19,35	195	Cook Islands	12,42
46	Vanuatu	28,47	96	Mexico	22,93	146	Syria	19,19	196	Nigeria	11,94
47	Sri Lanka	28,30	97	Lebanon	22,86	147	Grenada	18,99	197	Greece	11,75
48	India	28,21	98	Palau	22,69	148	Lithuania	18,98	198	Swaziland	11,22
49	Uzbekistan	27,80	99	Romania	22,67	149	Serbia	18,90	199	Equatorial Guinea	10,79
50	Aruba	27,02	100	Tonga	22,66	150	Uruguay	18,89	200	Malawi	10,20

# África

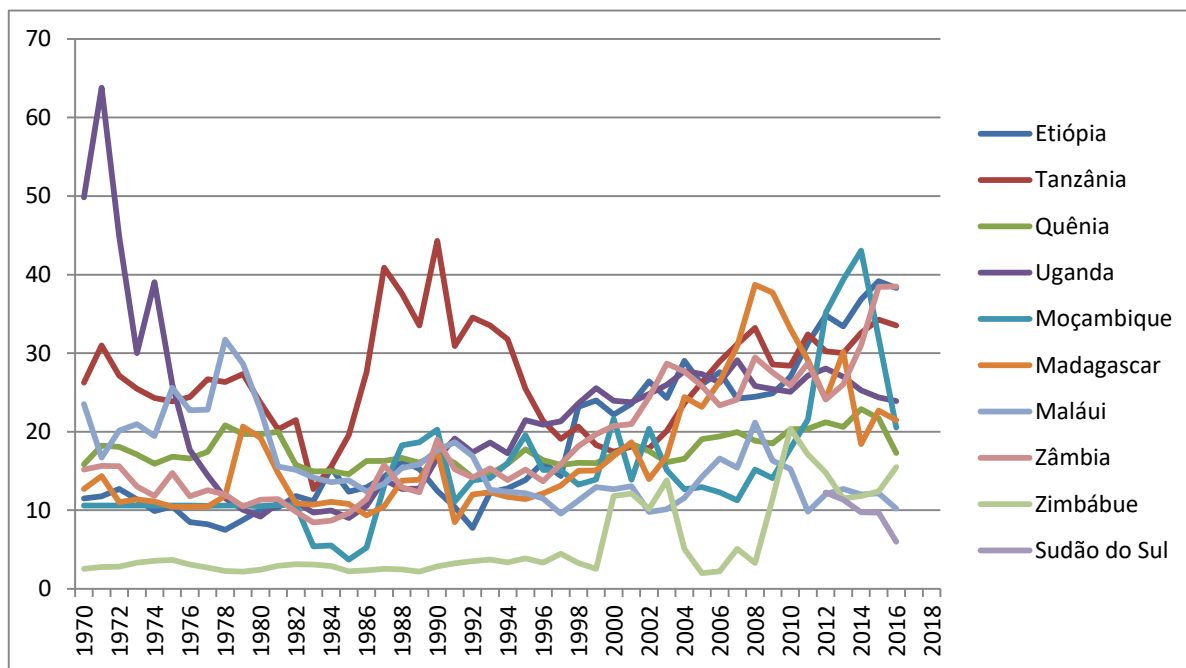
## África Central



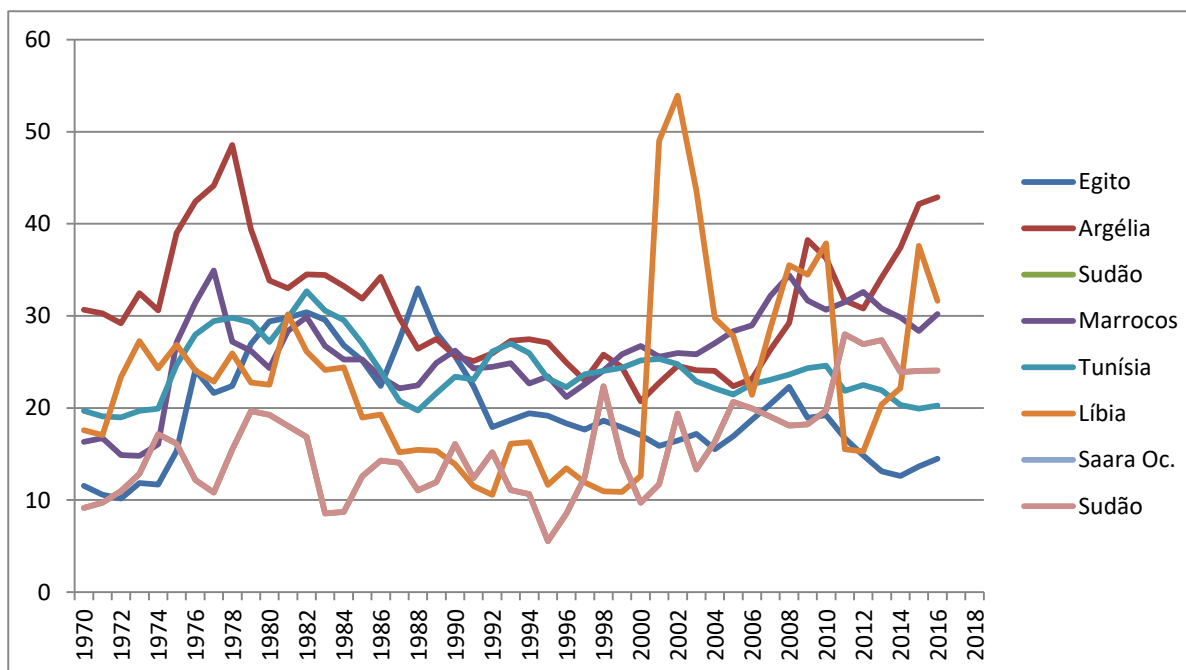
## África Meridional



## Leste da África

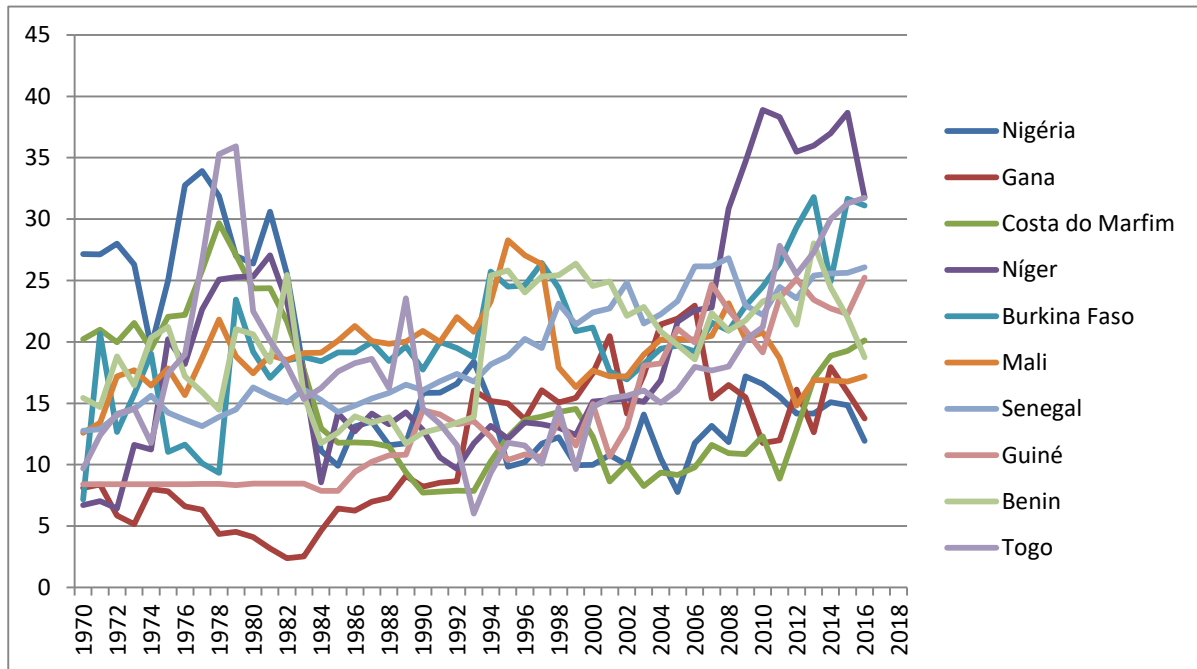


## Norte da África



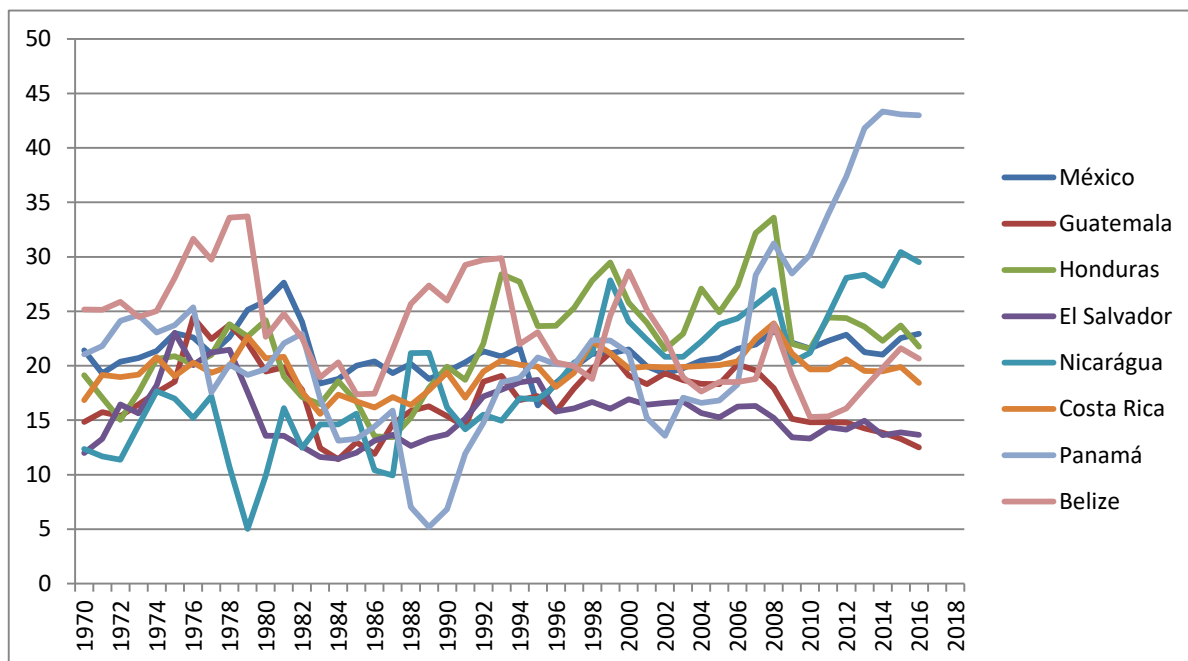


## Oeste da África

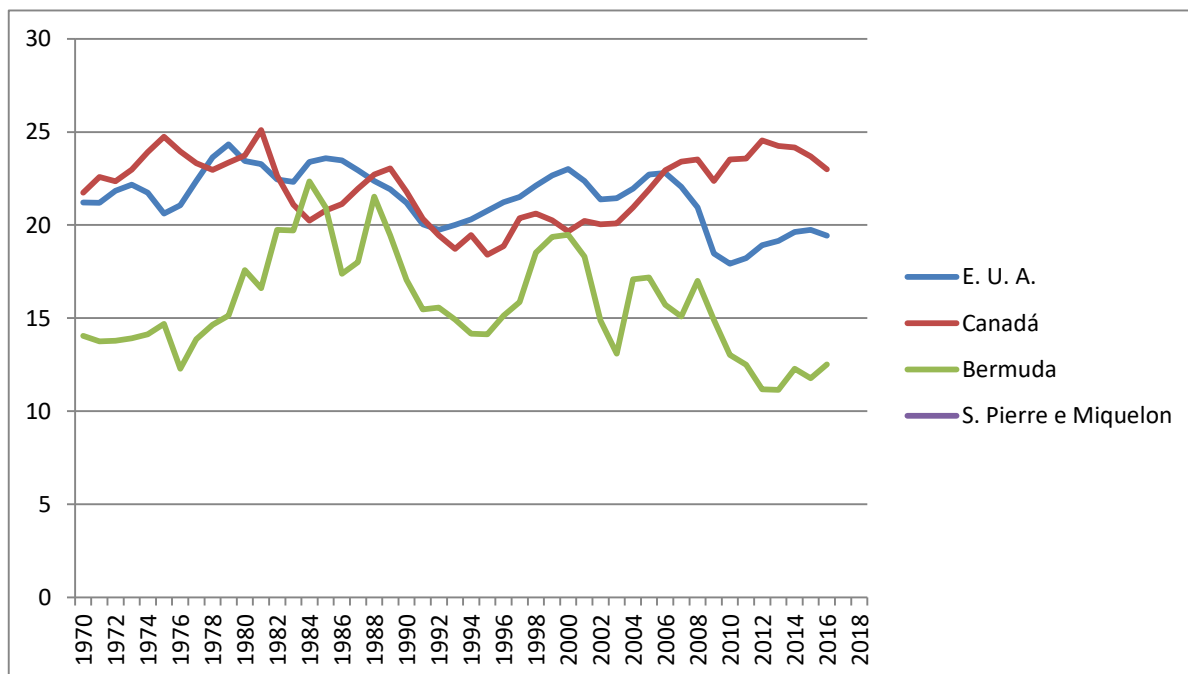


# Américas

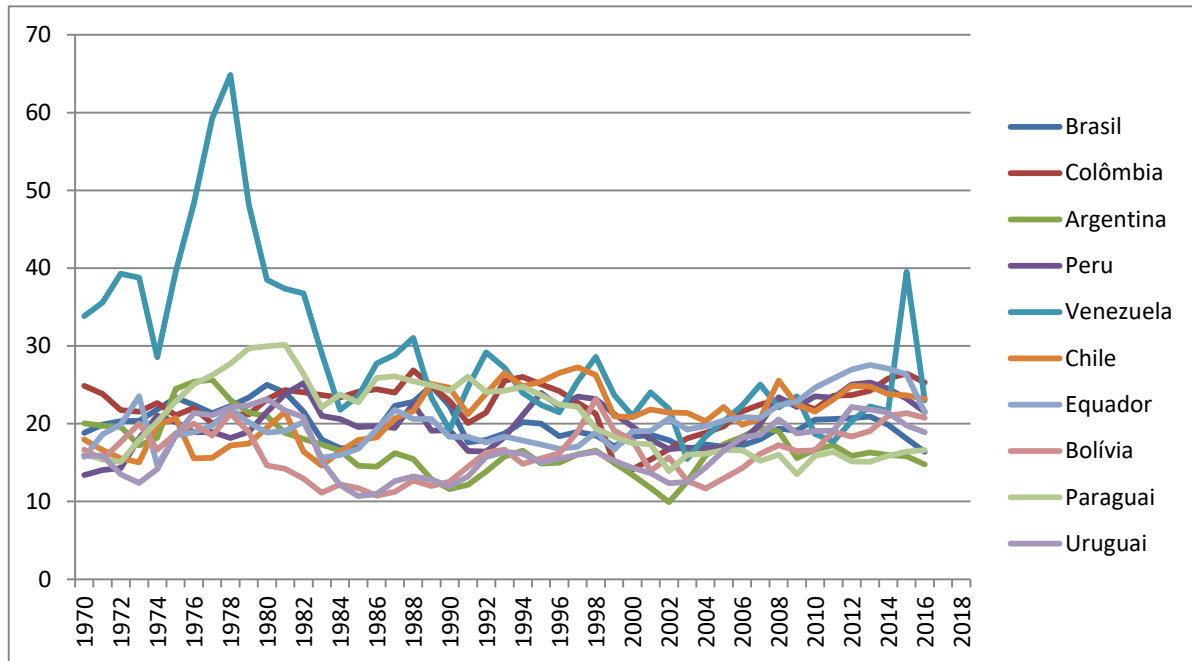
## América Central



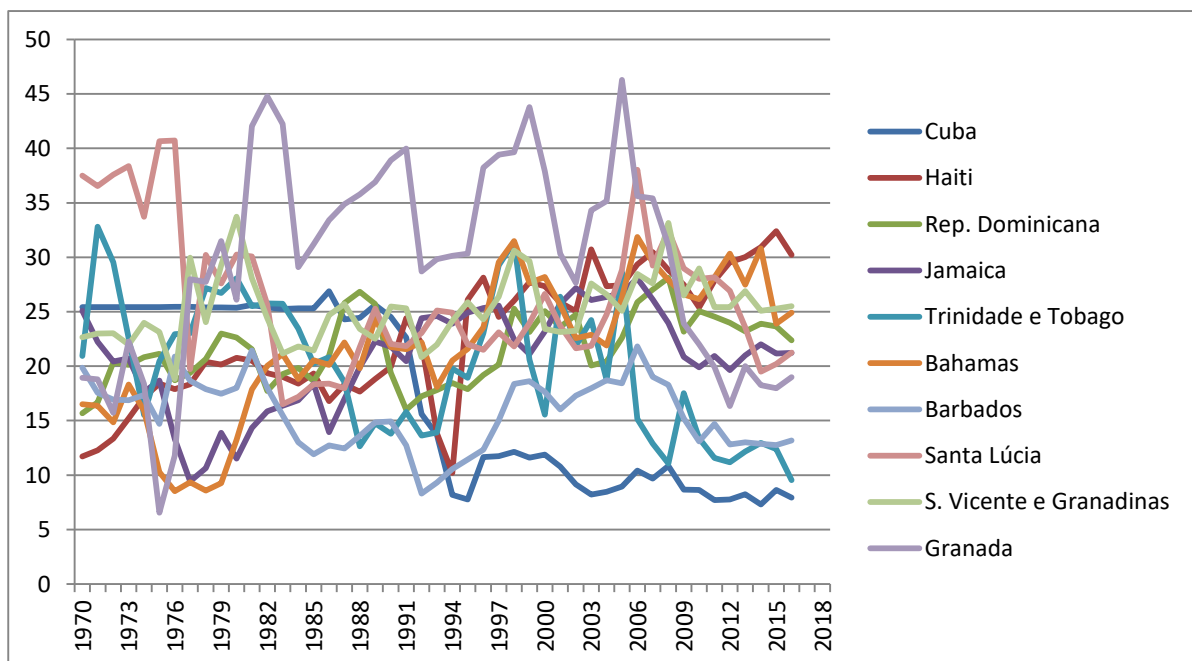
## América do Norte



## América do Sul

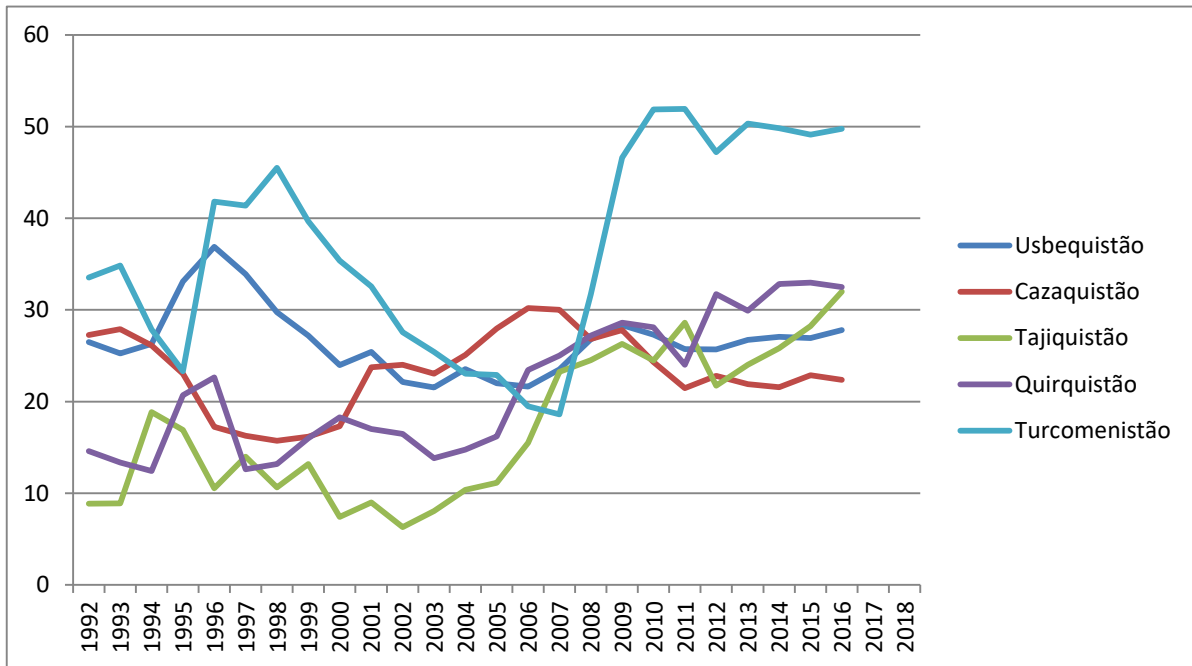


## Caribe

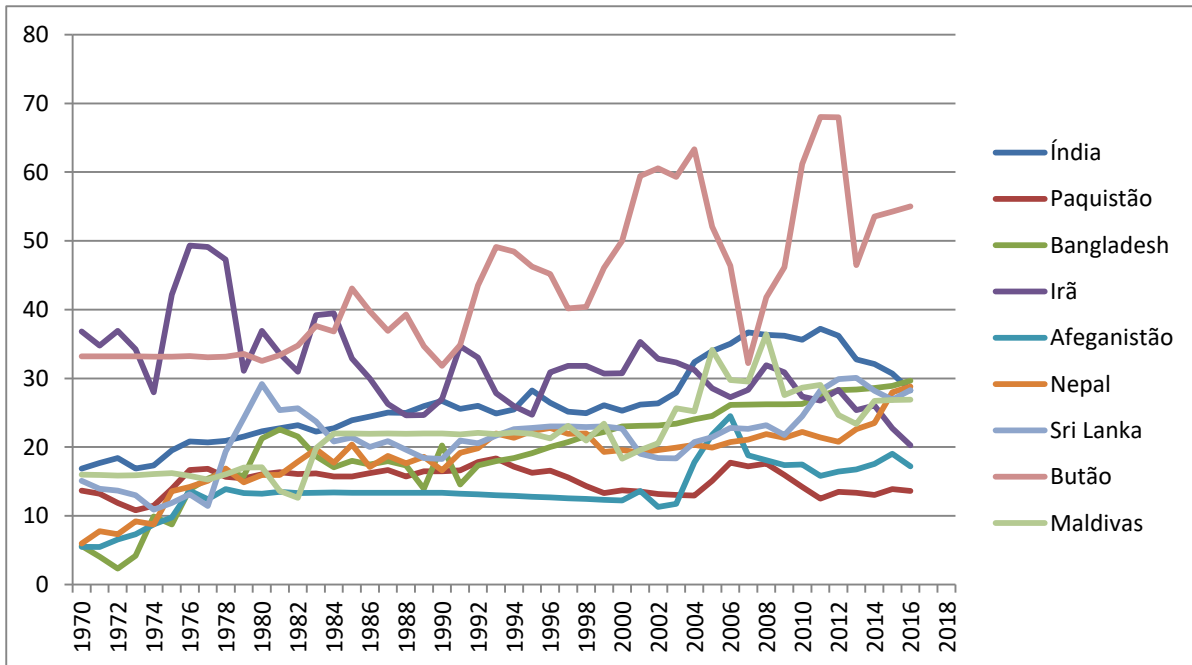


# Ásia

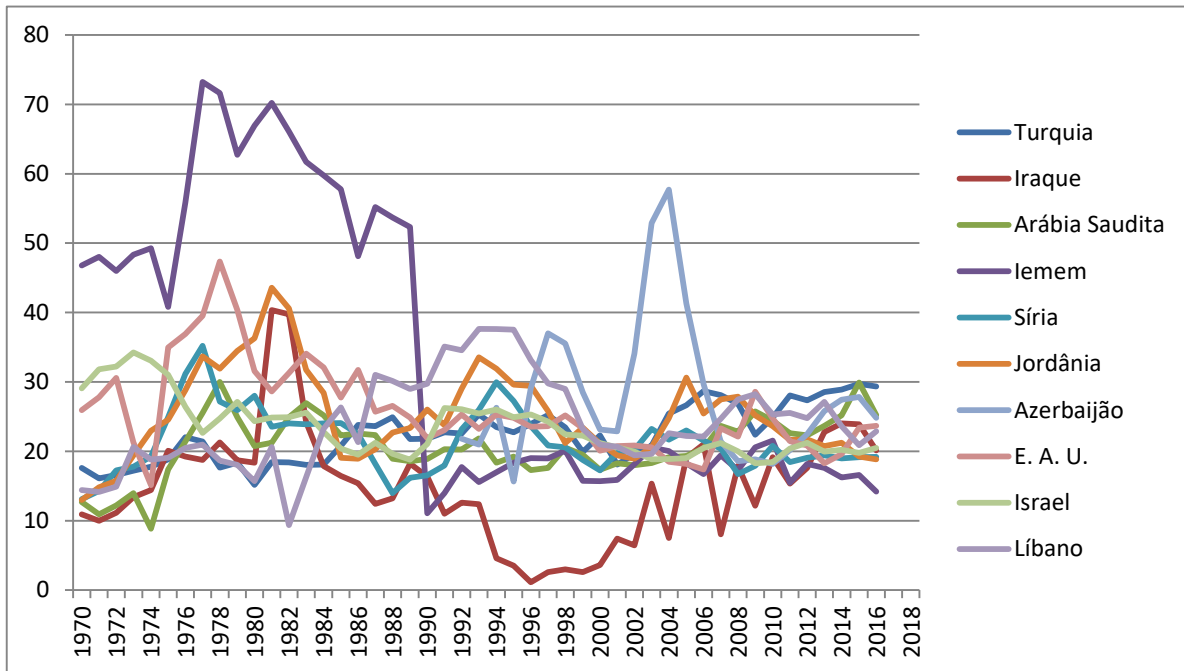
## Ásia Central



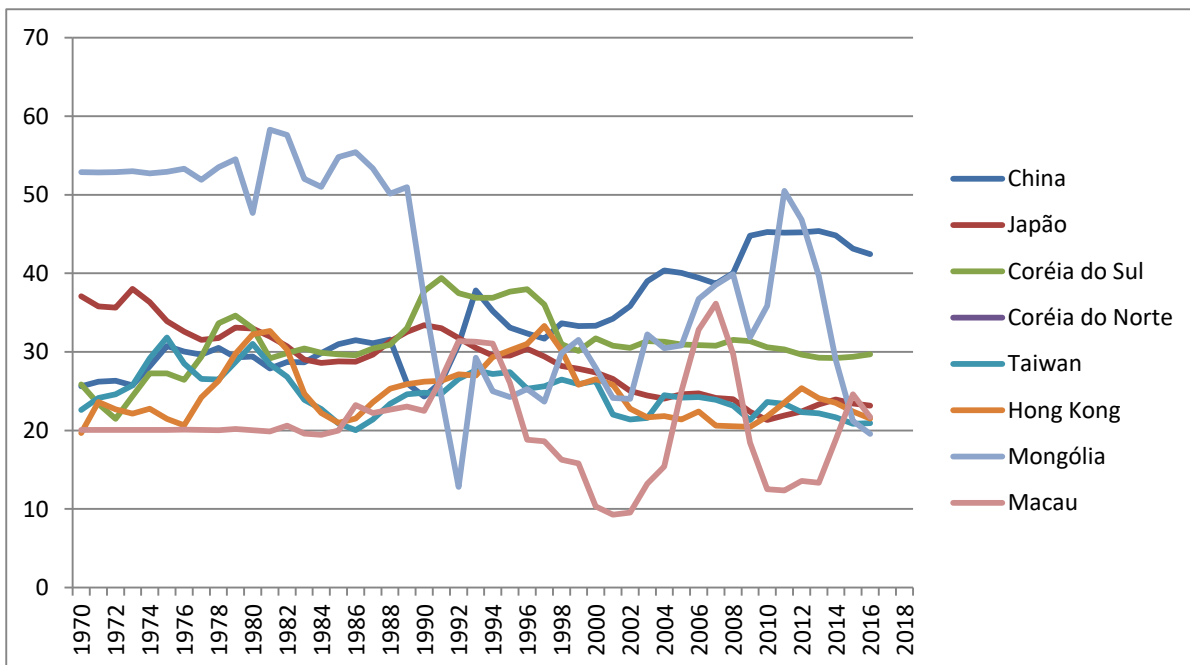
## Ásia Meridional



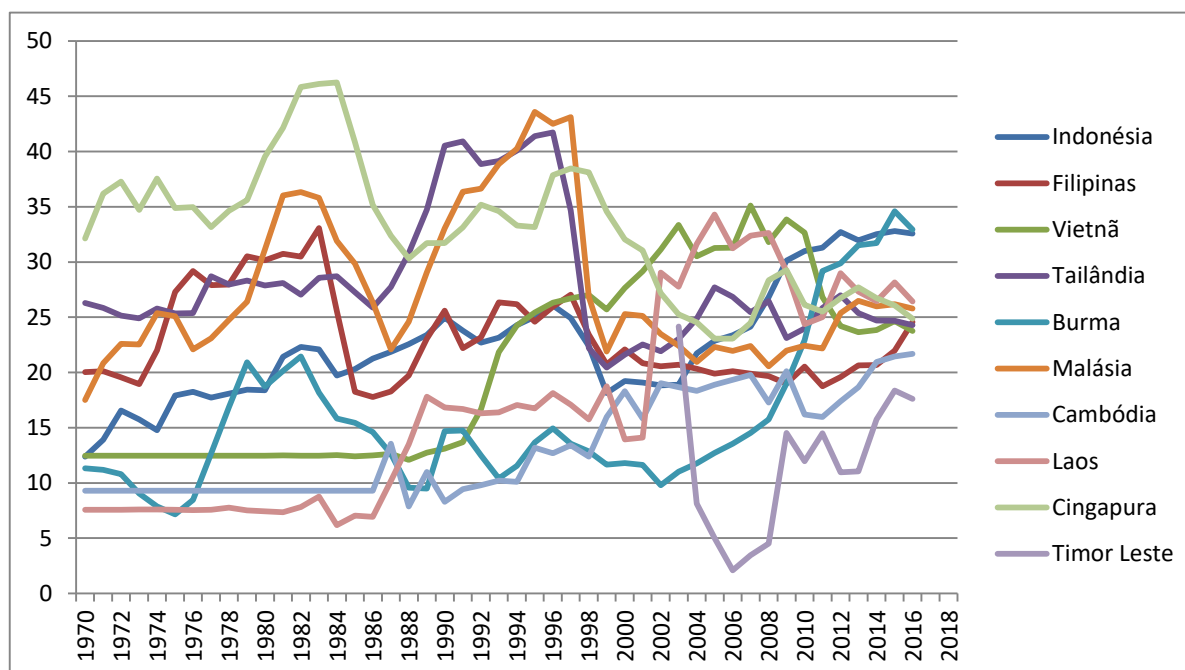
## Oriente Médio



## Ásia Oriental



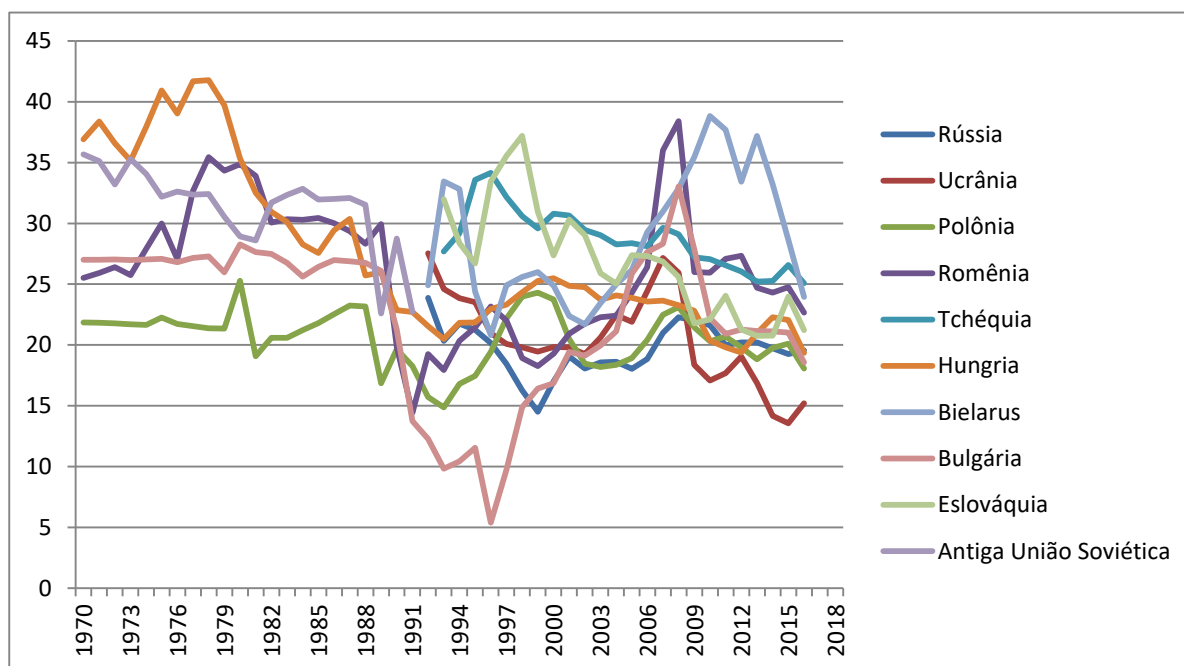
## Sudeste Asiático



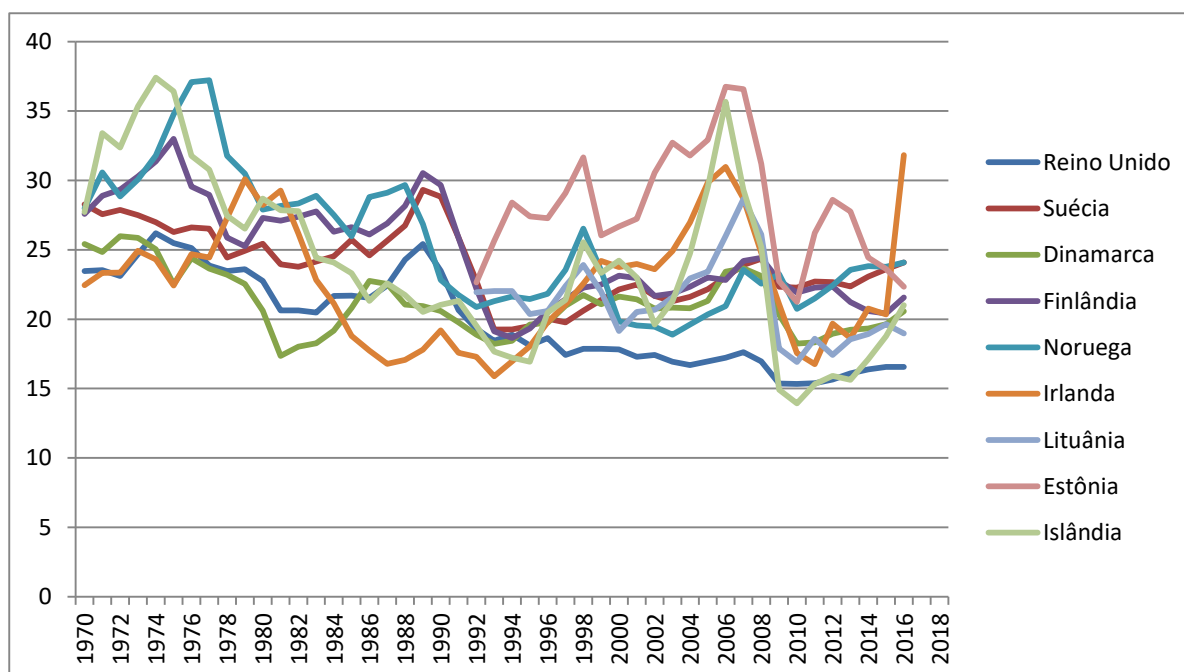


# Europa

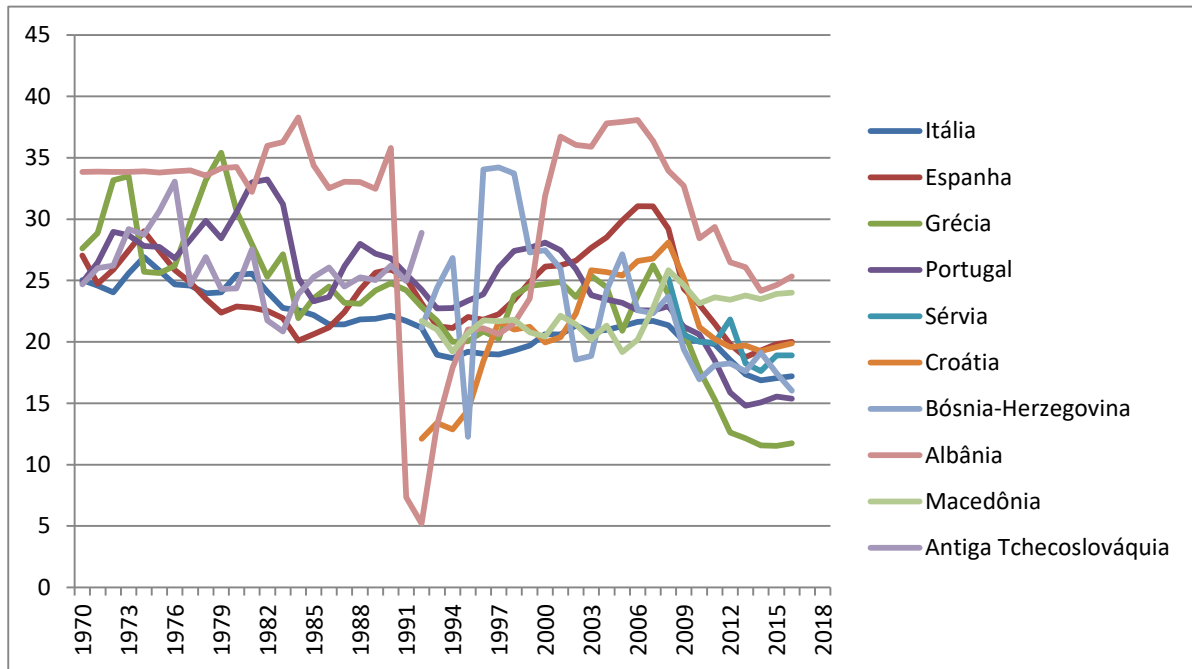
## Leste Europeu



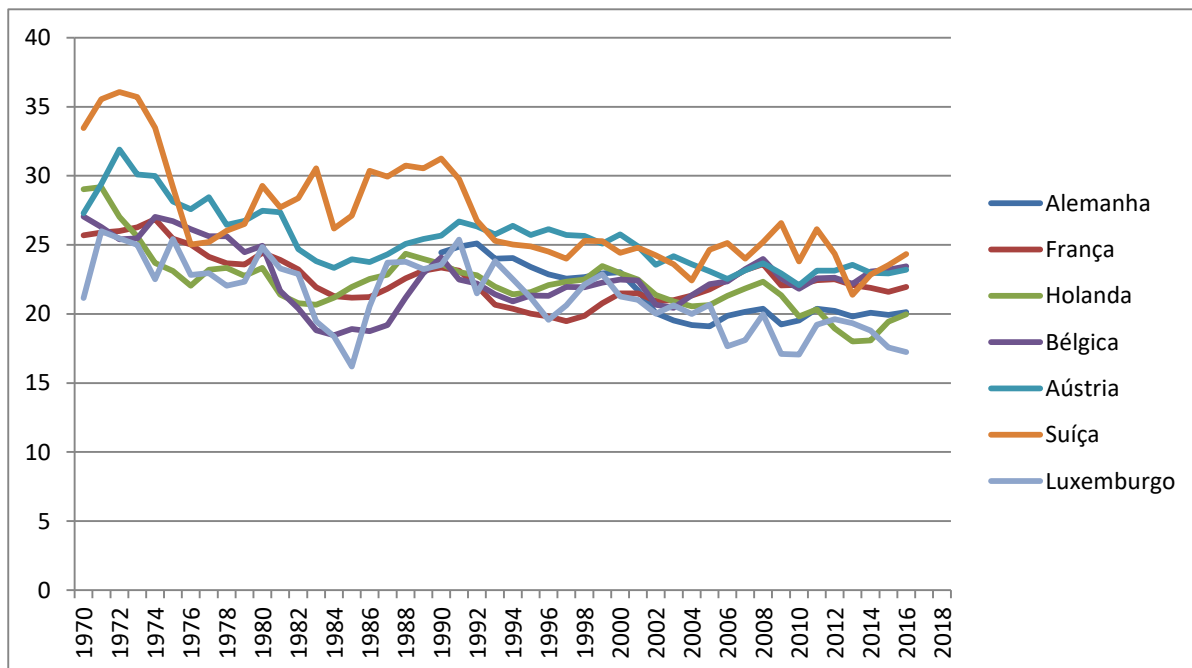
## Europa Setentrional



## Europa Meridional

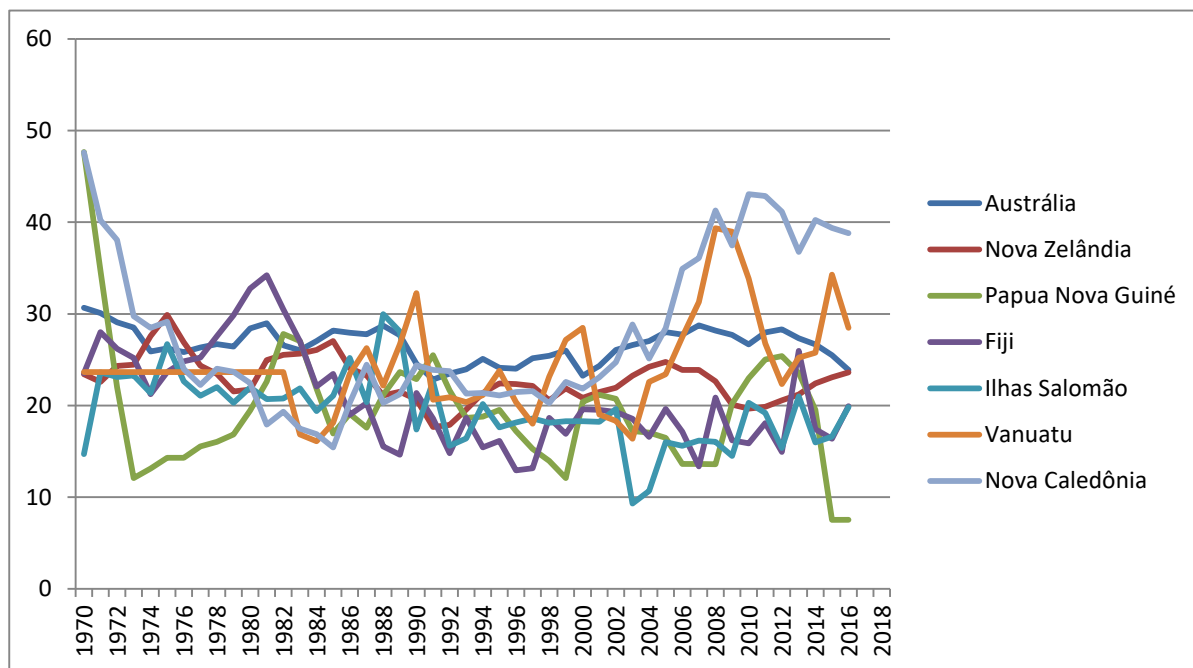


## Europa Ocidental

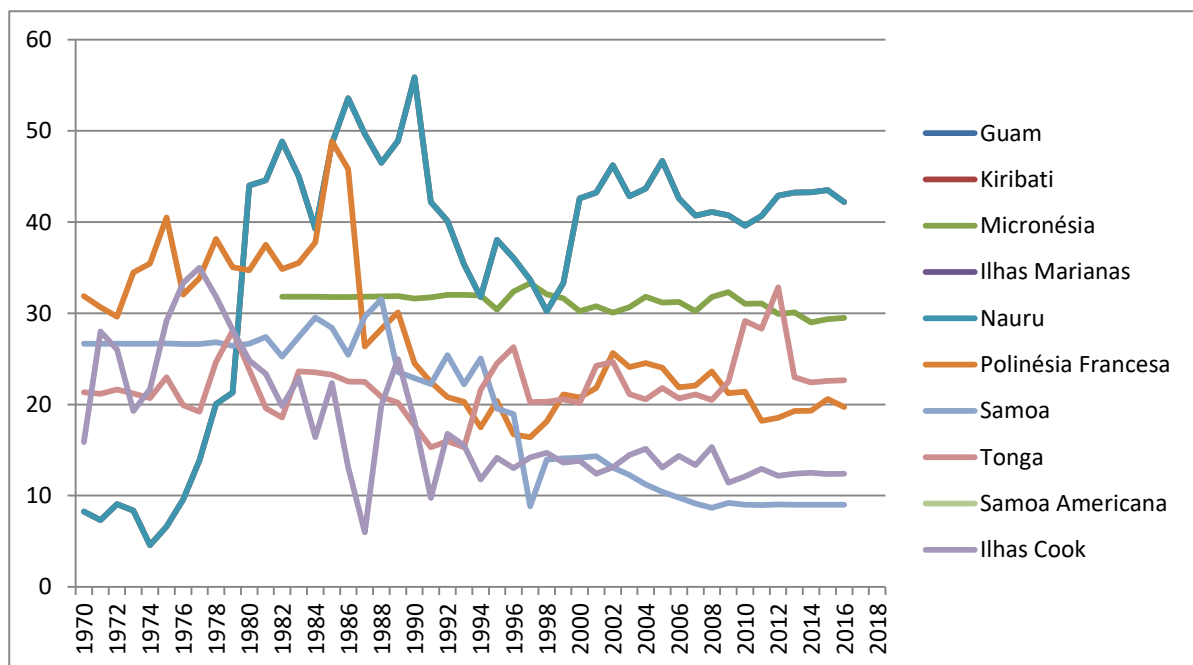


# Oceania

## Austrália e Melanésia



## Micronésia e Polinésia



# Referências

BP Global (BP). BP Statistical Review of World Energy. Disponível online em:  
<https://www.bp.com/en/global/corporate/energy-economics/statistical-review-of-world-energy/downloads.html>

Energy Information Administration (EIA). International Energy Statistics. Disponível online em:  
<https://www.eia.gov/beta/international/data/browser/#/?c=4100000020000600000000000000g000200000000000001&vs=INTL.44-1-AFRC-QBTU.A&vo=0&v=H&end=2015>

International Monetary Fund (IMF). World Economic Outlook – Database. October 2018 Disponível online em: <https://www.imf.org/external/pubs/ft/weo/2018/02/weodata/weoselgr.aspx>

Stockholm International Peace Research Institute (SIPRI). SIPRI Military Expenditure Database. Disponível online em: <https://www.sipri.org/databases/milex>

United Nations Conference on Trade and Development (UNCTAD). UNCTADSTAT. Disponível online em: [http://unctadstat.unctad.org/wds/ReportFolders/reportFolders.aspx?sCS\\_ChosenLang=en](http://unctadstat.unctad.org/wds/ReportFolders/reportFolders.aspx?sCS_ChosenLang=en)

World Development Indicators (WDI). The World Bank Databank. Disponível online em: <http://databank.worldbank.org/data/reports.aspx?source=World-Development-Indicators>