



Observatório de dados internacionais

Comparação entre países

**Percentual das exportações de bens e serviços
em relação ao PIB
(em % do PIB)**

Coordenação: Prof. Thiago Periard

Departamento de Ciências Econômicas



**Universidade Federal
de São João del-Rei**

Sobre o DataObs

O Observatório de dados internacionais – DataObs - é um projeto de pesquisa destinado a levantar, organizar e disponibilizar a mais ampla gama possível de dados internacionais disponíveis nos principais organismos internacionais. Com isto o projeto espera contribuir para uma melhor compreensão da realidade socioeconômica mundial, sendo uma ferramenta útil para uma discussão baseada em fatos.

Sobre este relatório

Este relatório apresenta a evolução histórica de uma variável nos 170 países de maior população do mundo. Com isto espera-se disponibilizar uma ferramenta de fácil acesso para comparações entre países.

Equipe do Projeto

Coordenação: Prof. Thiago Periard do Amaral

Colaboração : Prof. Norberto Martins Vieira

Marcos Vinicius Barbosa – Estudante de Ciências Econômicas da UFSJ

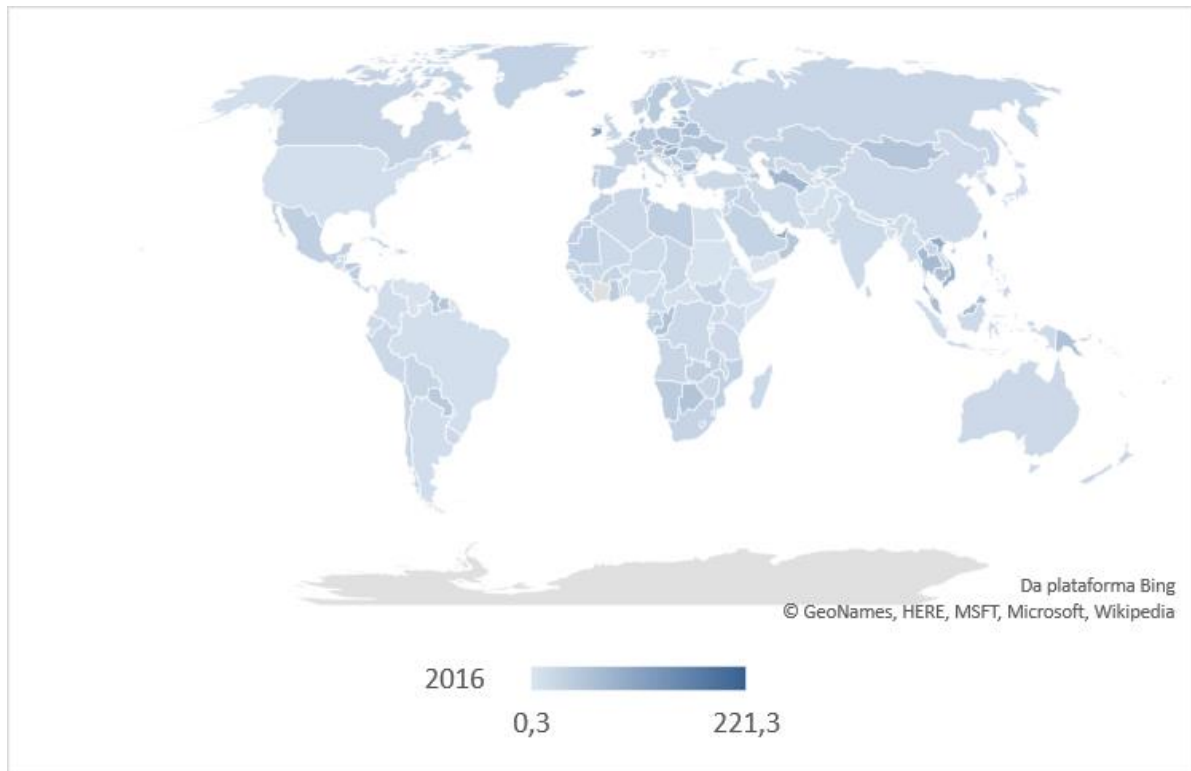
Contato

www.dataobs.com.br
contato@dataobs.com.br

Índice

1 - Visão geral da amostra	pág. 4
2 - África	pág. 6
3 - Américas	pág. 10
4 - Ásia	pág. 13
5 - Europa	pág. 17
6 - Oceania	pág. 20
7 - Referências	pág. 22

Mapa

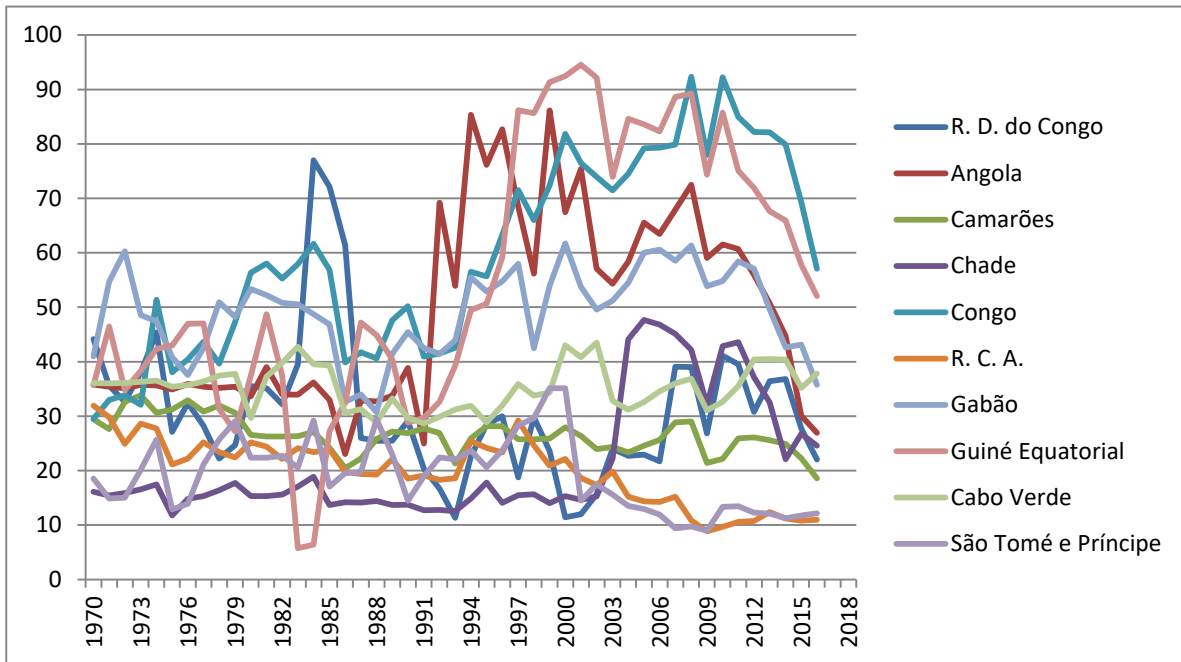


Ranking

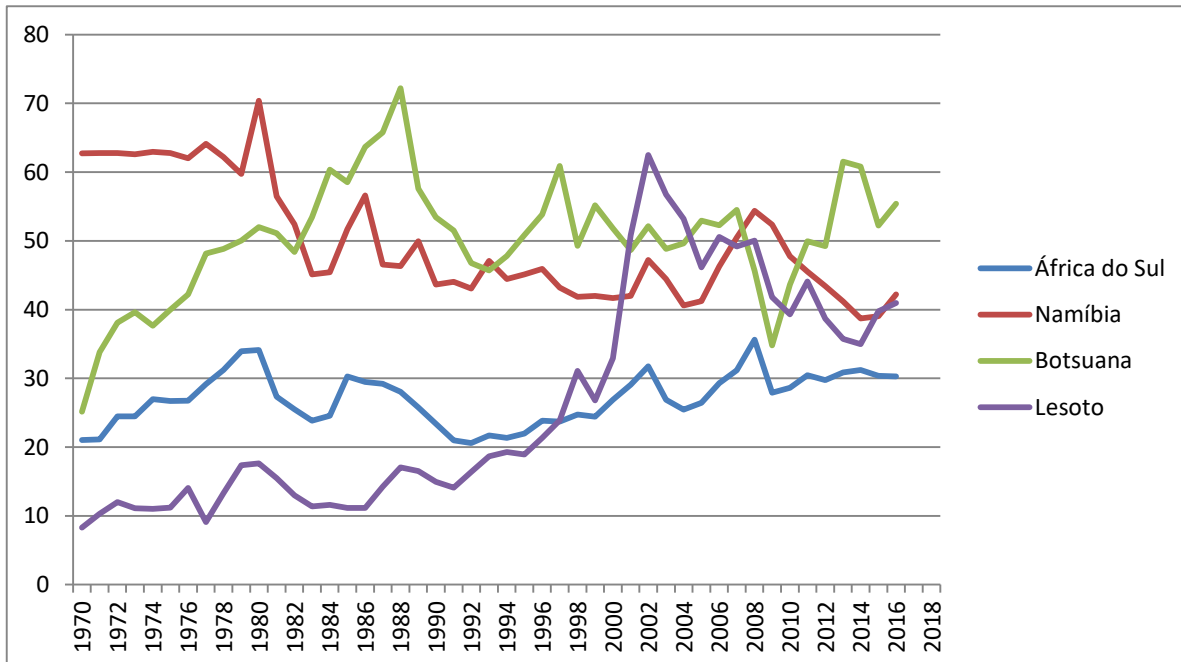
Rank	Country	Value	Rank	Country	Value	Rank	Country	Value	Rank	Country	Value
1	Luxembourg	221,27	51	Mongolia	50,78	101	Togo	35,04	151	Guinea-Bissau	24,04
2	Hong Kong	187,37	52	Suriname	50,59	102	Mozambique	34,76	152	Grenada	23,71
3	Singapore	172,15	53	Kuwait	50,32	103	Djibouti	34,38	153	Sierra Leone	23,54
4	San Marino	157,60	54	Macedonia	49,97	104	Norway	34,14	154	Cuba	22,79
5	Malta	139,58	55	Brunei	49,58	105	Zambia	33,68	155	Peru	22,45
6	Ireland	121,58	56	Ukraine	49,29	106	Greenland	33,64	156	Iran	22,40
7	Virgin Islands, British	111,95	57	Croatia	49,11	107	Jordan	33,54	157	Congo (Kinshasa)	22,05
8	intMaarten[Dutchpar	109,03	58	Oman	48,83	108	Malawi	33,49	158	Turkey	21,97
9	United Arab Emirates	103,82	59	Iceland	48,57	109	Armenia	33,06	159	Sri Lanka	21,44
10	Slovakia	94,62	60	Bermuda	48,53	110	Andorra	32,95	160	Unuguay	21,35
11	Vietnam	93,62	61	Saint Lucia	47,73	111	Spain	32,95	161	Madagascar	21,09
12	Hungary	89,54	62	Qatar	47,49	112	Dominica	32,71	162	Algeria	21,00
13	Belgium	82,87	63	Vanuatu	46,81	113	Kazakhstan	32,41	163	Australia	20,91
14	Netherlands	82,45	64	Guyana	46,70	114	Syria	32,33	164	Haiti	20,59
15	Maldives	81,60	65	Azerbaijan	46,45	115	Samoa	32,26	165	Mali	20,36
16	Seychelles	81,59	66	Swaziland	46,43	116	ote dlvoire (IvoryCoas	32,03	166	China	19,59
17	Czech Republic	79,54	67	Germany	46,12	117	Costa Rica	31,61	167	Guatemala	19,53
18	Estonia	78,98	68	Serbia	45,87	118	Jamaica	31,37	168	Tanzania	19,48
19	CookIslands	78,11	69	Mauritius	44,51	119	Canada	31,01	169	Tonga	19,33
20	urks and Caicos Islanc	78,05	70	Sweden	44,27	120	Saudi Arabia	30,51	170	India	19,18
21	Slovenia	77,65	71	Moldova	43,72	121	Greece	30,46	171	Indonesia	19,08
22	Macau	76,07	72	Tuvalu	43,67	122	Israel	30,27	172	Uzbekistan	18,80
23	Lithuania	74,45	73	Anguilla	43,67	123	South Africa	30,26	173	Ecuador	18,78
24	Turkmenistan	74,36	74	Trinidad and Tobago	43,58	124	Italy	29,82	174	French Polynesia	18,73
25	Bahrain	73,91	75	Paraguay	43,52	125	Bhutan	29,72	175	Cameroon	18,58
26	Thailand	68,90	76	Georgia	43,48	126	Montserrat	29,59	176	Palestinian Territorie:	18,16
27	Aruba	68,39	77	Honduras	42,72	127	Laos	29,34	177	Uganda	18,03
28	Malaysia	67,20	78	Antigua and Barbuda	42,40	128	France	29,26	178	New Caledonia	17,75
29	Switzerland	65,81	79	Korea, South	42,24	129	Guinea	29,16	179	Niger	17,17
30	Cyprus	65,30	80	Namibia	42,23	130	Liberia	29,15	180	Bangladesh	16,65
31	Bulgaria	63,98	81	Panama	41,90	131	Senegal	29,06	181	Japan	16,16
32	Taiwan	62,88	82	Romania	41,39	132	Albania	28,97	182	Burma (Myanmar)	15,91
33	Belarus	62,66	83	Ghana	40,98	133	Burkina Faso	28,54	183	Eritrea	15,79
34	imor-Leste (East Timo	62,19	84	Lesotho	40,97	134	Chile	28,46	184	Gambia, The	15,27
35	Cayman Islands	61,94	85	Montenegro	40,46	135	South Sudan	28,41	185	Rwanda	14,92
36	Cambodia	61,28	86	Tunisia	39,95	136	Philippines	27,97	186	Kenya	14,57
37	Latvia	60,04	87	Portugal	39,94	137	United Kingdom	27,92	187	Colombia	14,04
38	Papua New Guinea	58,57	88	Nicaragua	38,97	138	Iraq	27,67	188	Tajikistan	13,12
39	Curaçao	57,92	89	Libya	38,41	139	Benin	27,47	189	Argentina	12,71
40	Congo (Brazzaville)	57,08	90	Cape Verde	37,86	140	Micronesia	27,45	190	Brazil	12,49
41	Botswana	55,40	91	Mexico	37,12	141	Angola	26,96	191	United States	12,26
42	Palau	55,24	92	Barbados	36,89	142	Lebanon	26,82	192	çao Tome and Principi	12,18
43	Belize	54,71	93	Kyrgyzstan	36,82	143	Russia	26,54	193	Nauru	11,22
44	Fiji	53,81	94	Gabon	35,76	144	New Zealand	26,10	194	Kiribati	11,22
45	Denmark	53,58	95	Saint Kitts and Nevis	35,65	145	uint Vincent/Grenadin	25,88	195	entral African Republ	10,97
46	MarshallIslands	52,89	96	osnia and Herzegovin	35,41	146	Dominican Republic	25,17	196	Egypt	10,35
47	Poland	52,26	97	Mauritania	35,41	147	El Salvador	24,86	197	Nepal	9,49
48	Equatorial Guinea	52,08	98	Finland	35,23	148	Zimbabwe	24,78	198	Nigeria	9,48
49	Solomon Islands	51,88	99	Bahamas, The	35,12	149	Chad	24,60	199	Comoros	9,26
50	Austria	51,61	100	Morocco	35,09	150	Bolívia	24,59	200	Pakistan	8,69

África

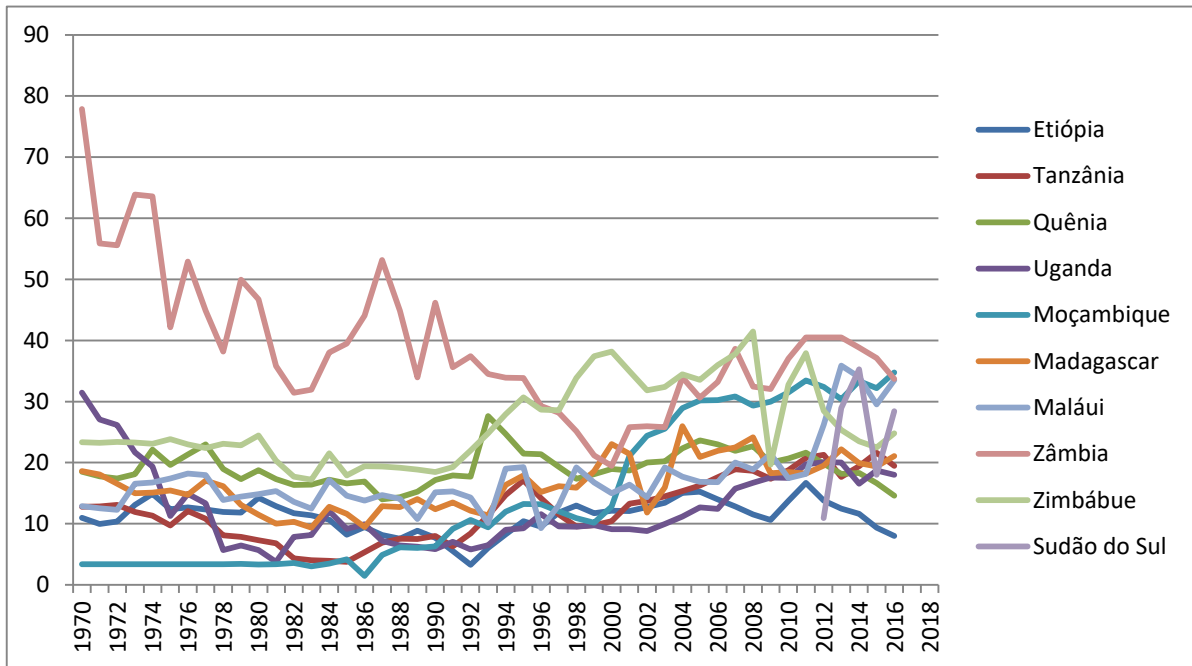
África Central



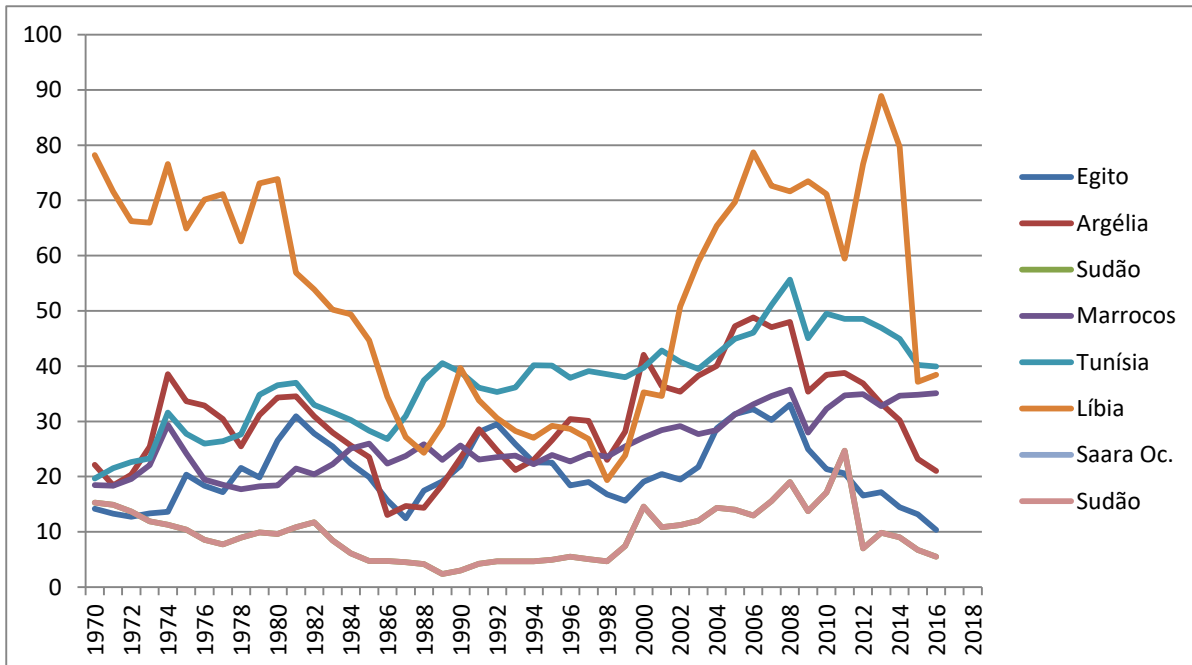
África Meridional



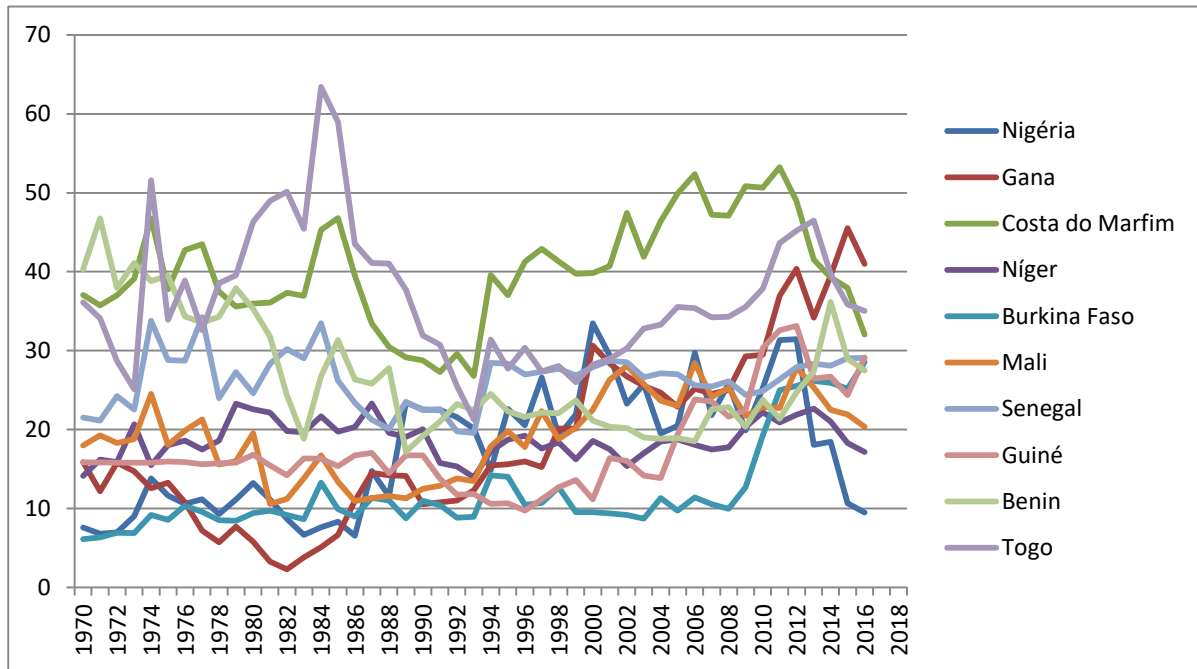
Leste da África



Norte da África

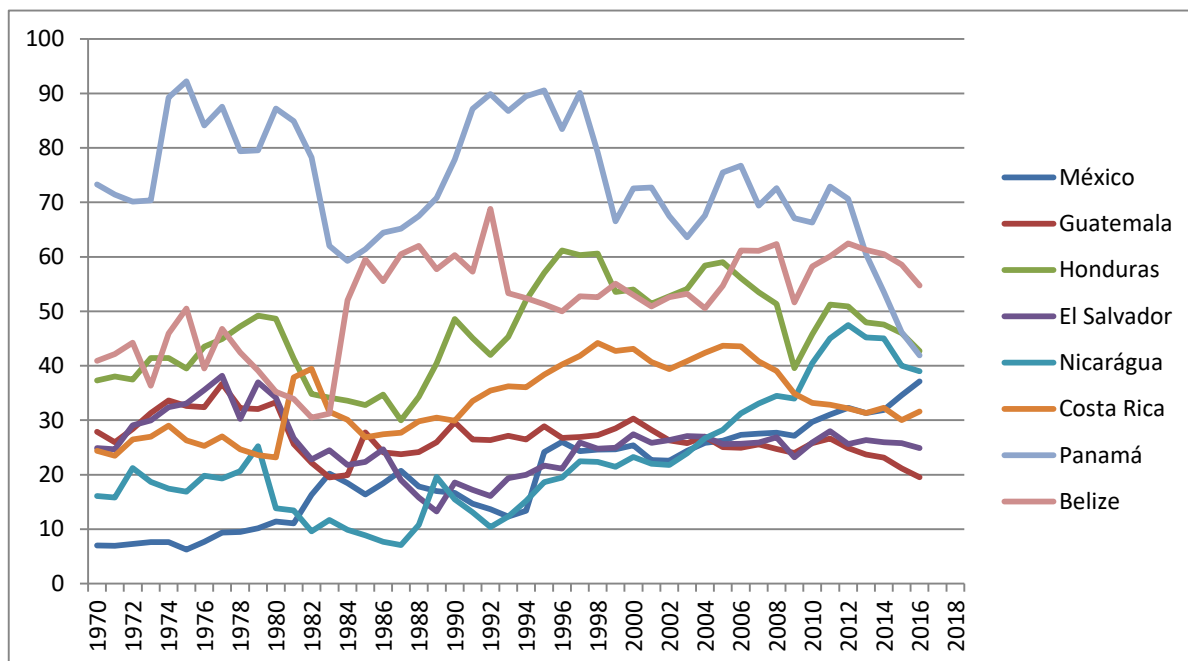


Oeste da África

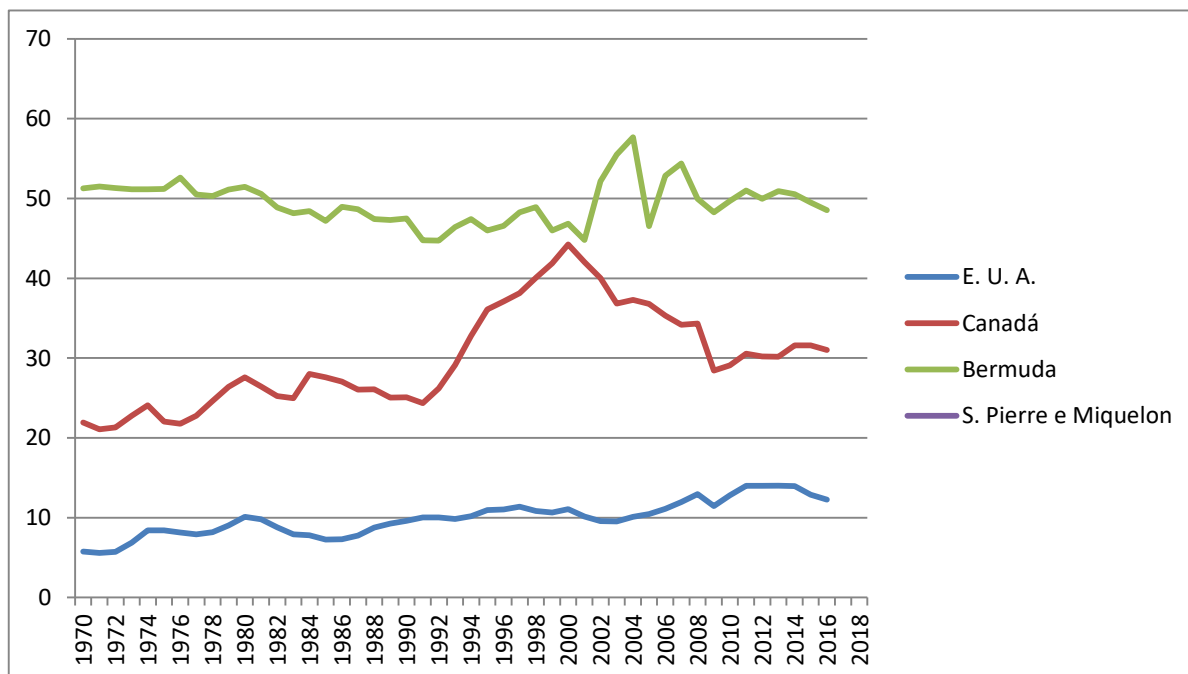


Américas

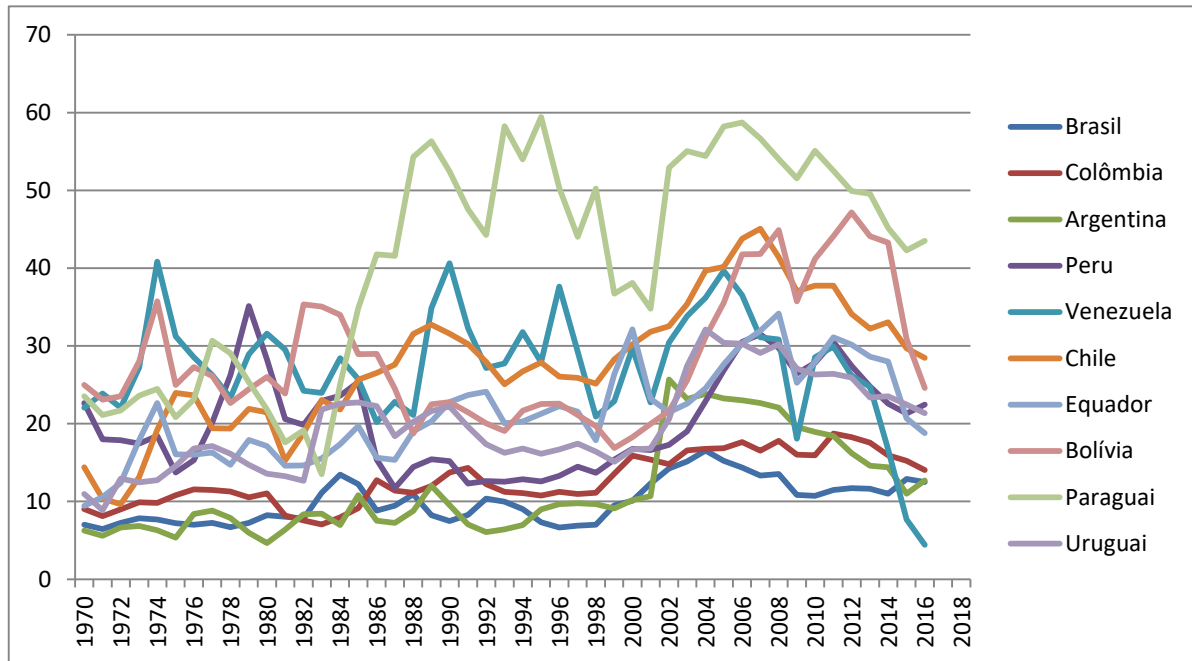
América Central



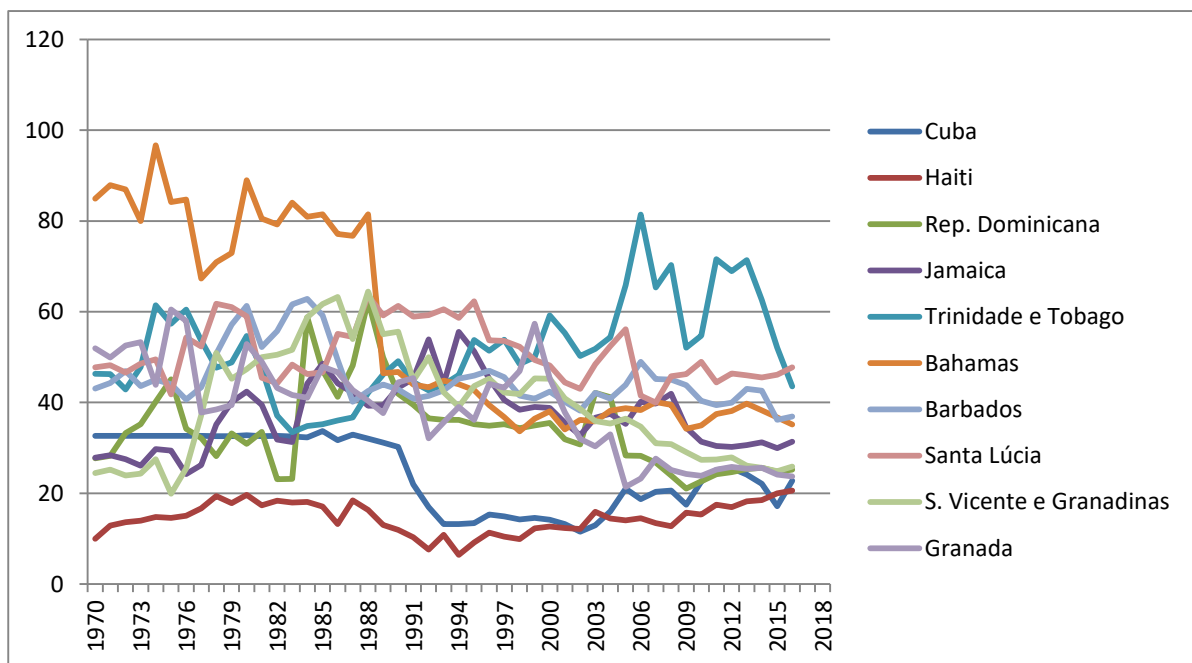
América do Norte



América do Sul

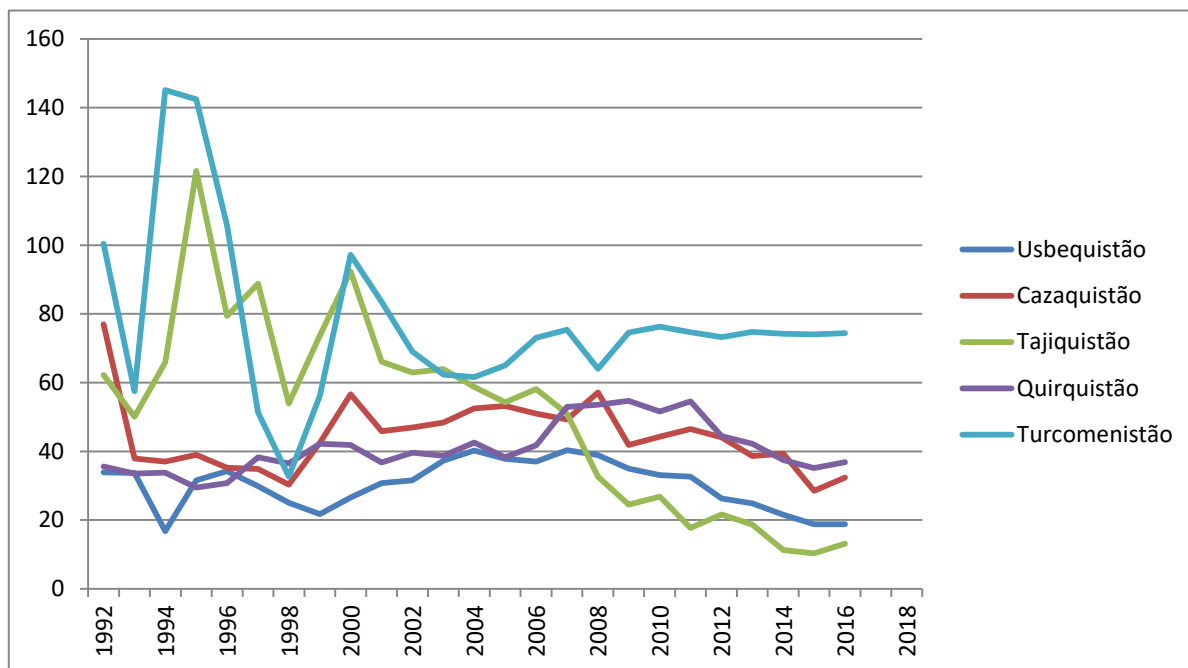


Caribe

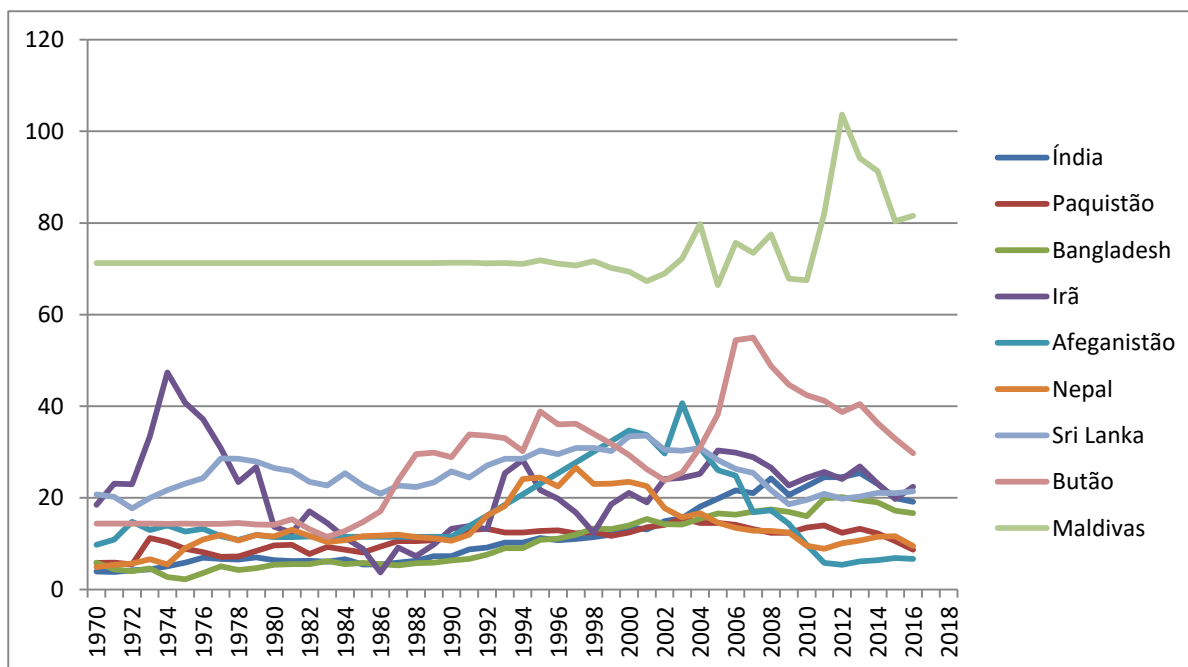


Ásia

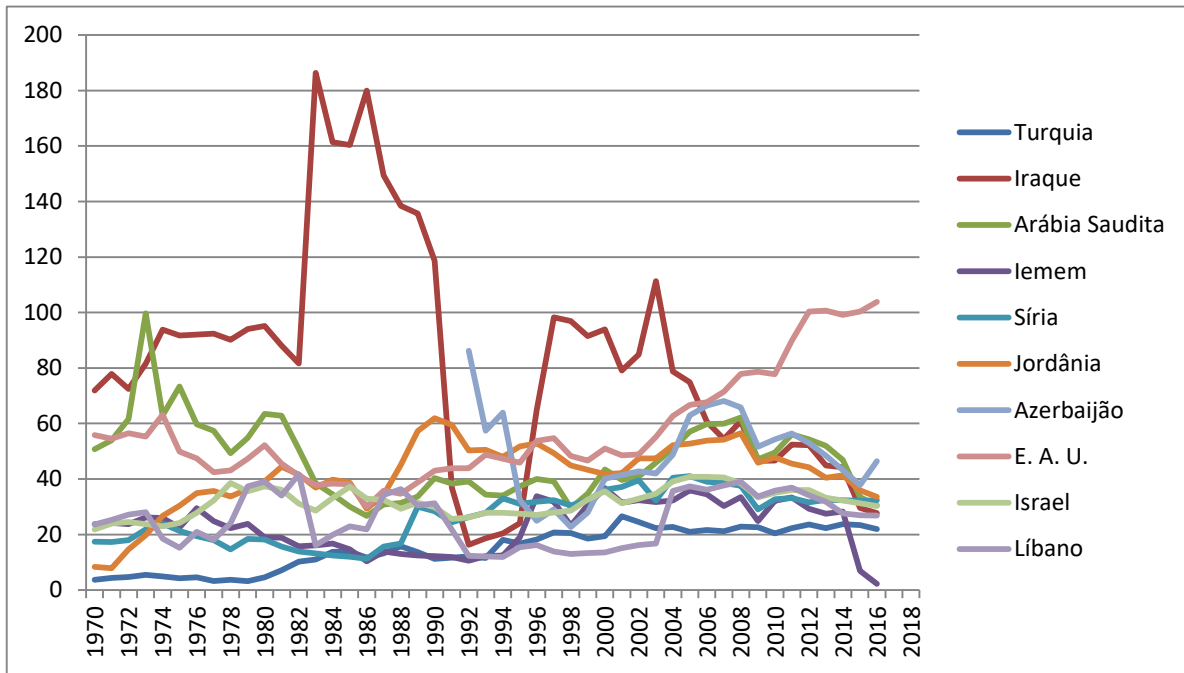
Ásia Central



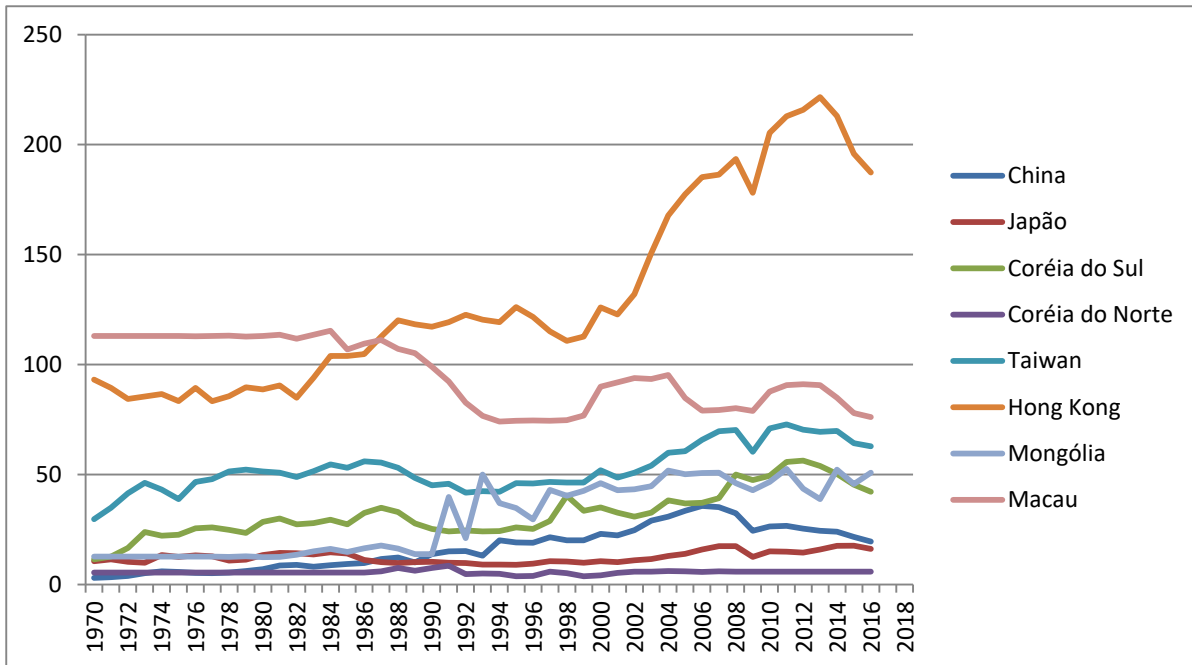
Ásia Meridional



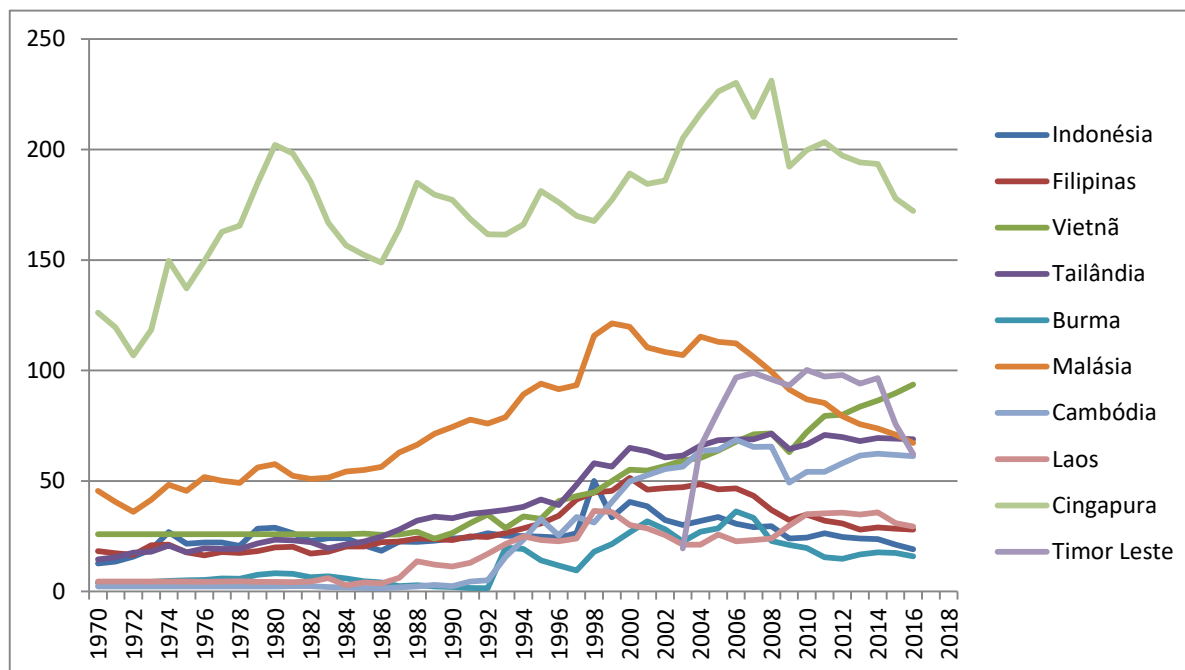
Oriente Médio



Ásia Oriental

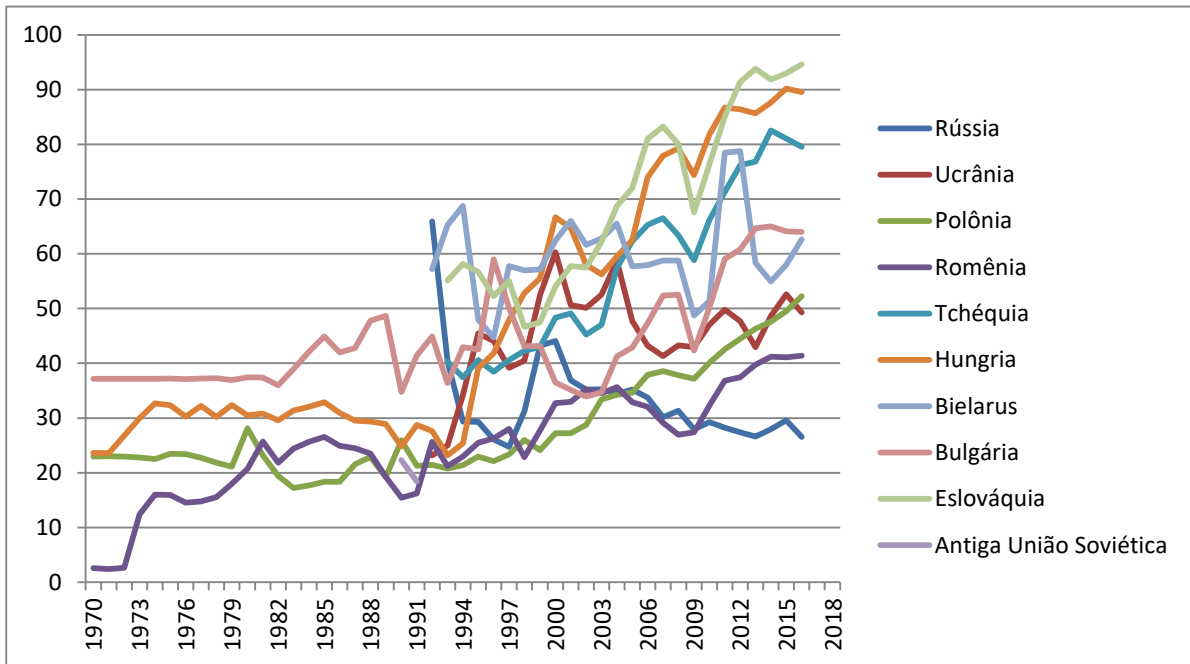


Sudeste Asiático

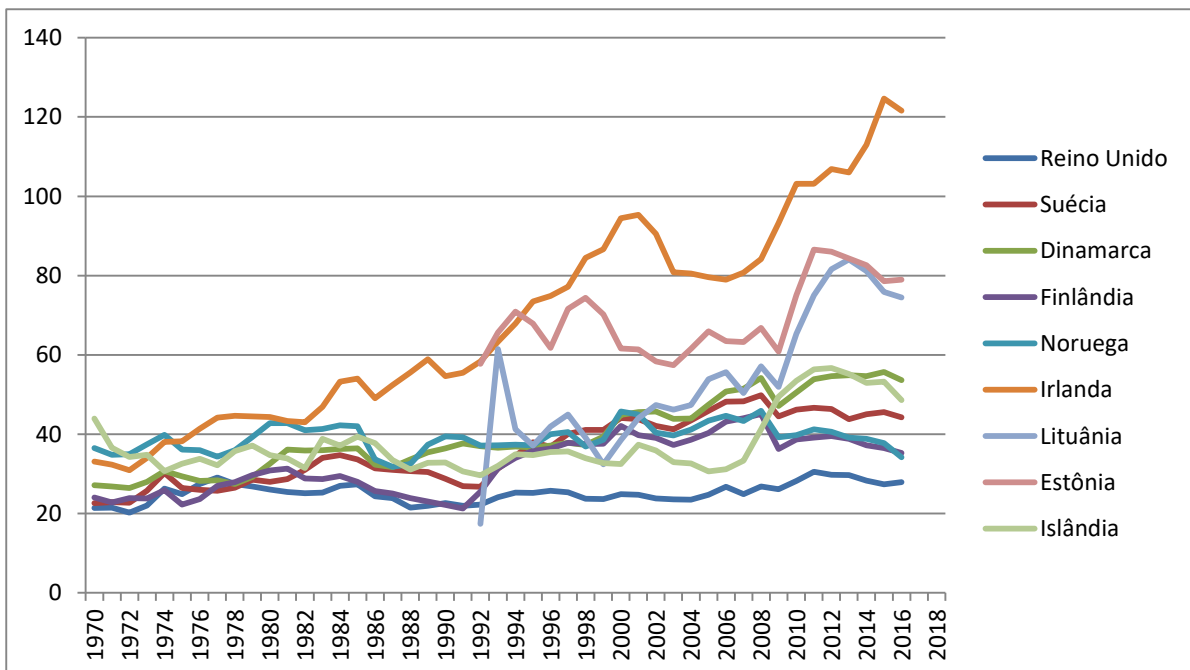


Europa

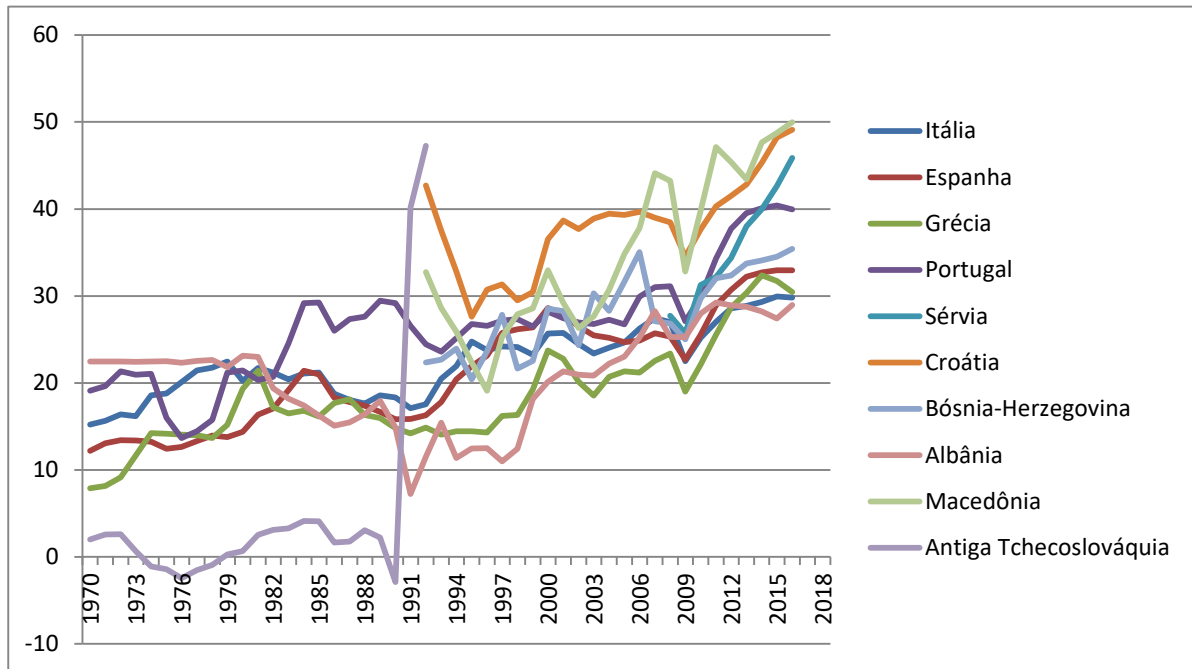
Leste Europeu



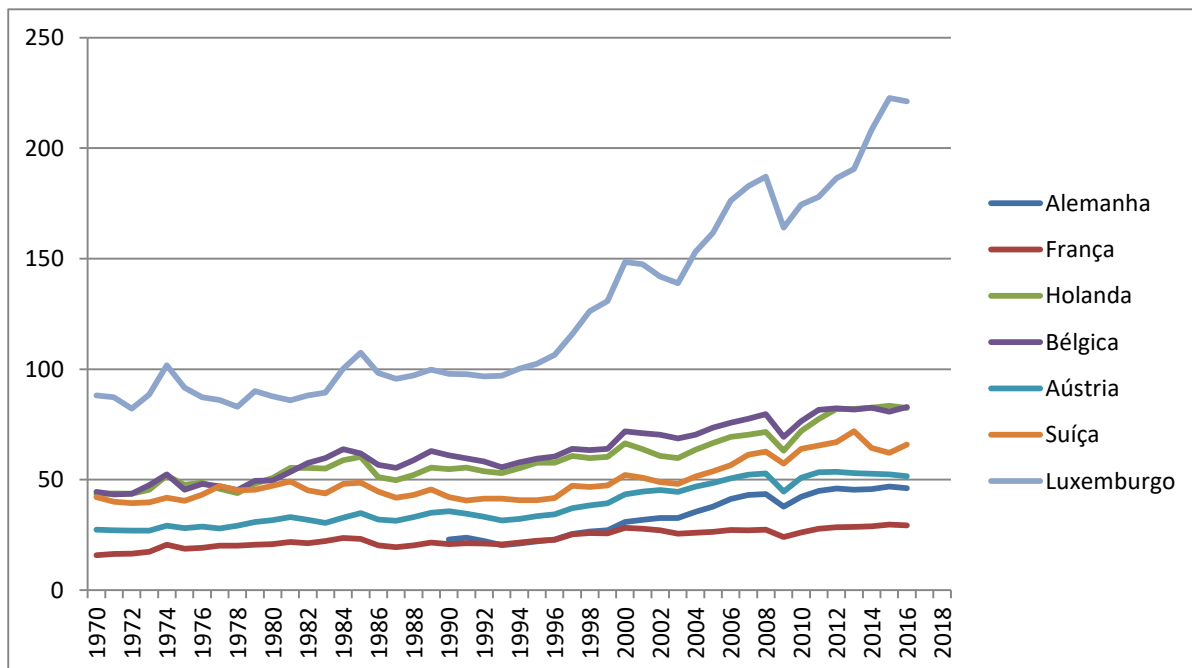
Europa Setentrional



Europa Meridional

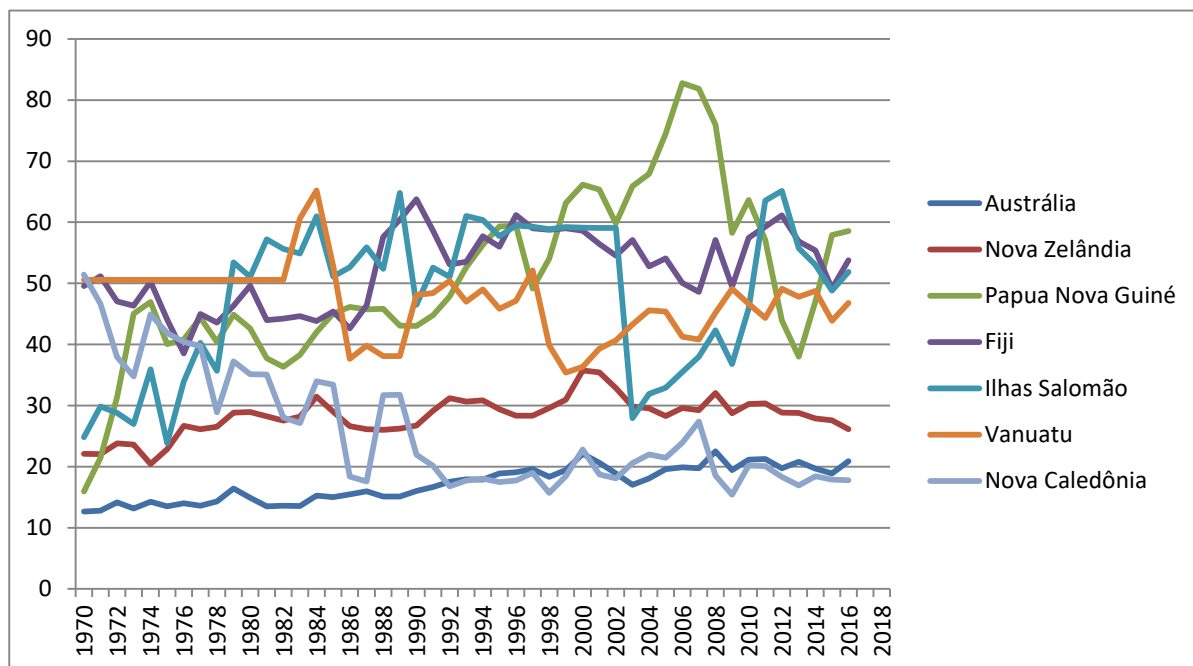


Europa Ocidental

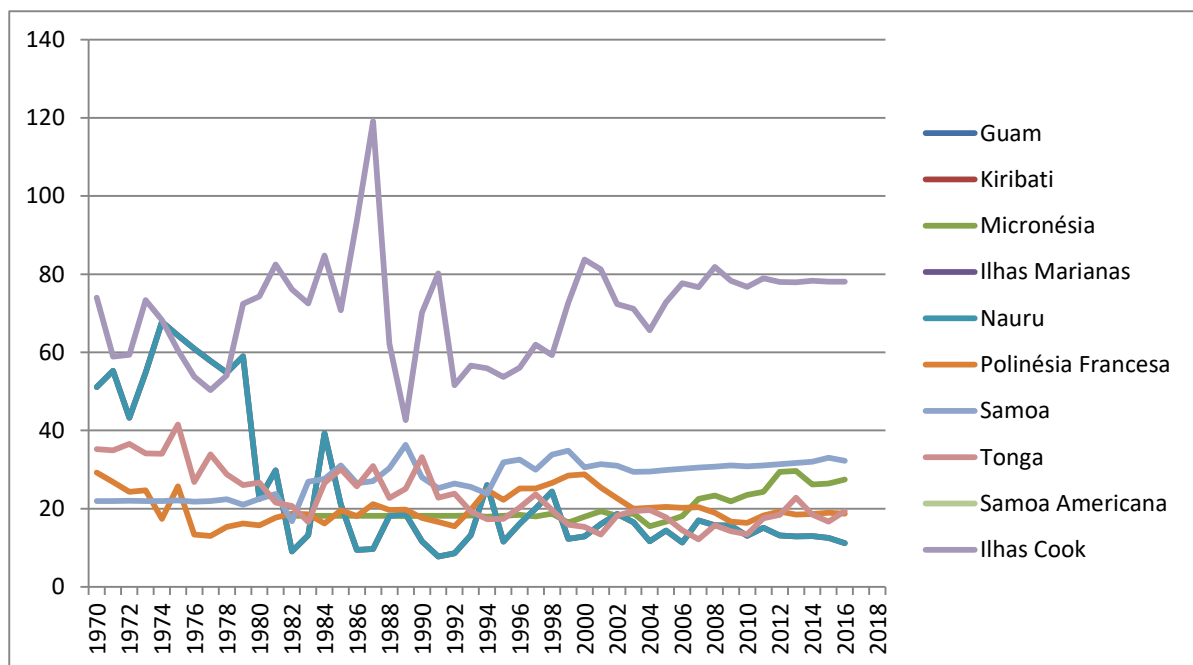


Oceania

Austrália e Melanésia



Micronésia e Polinésia



Referências

BP Global (BP). BP Statistical Review of World Energy. Disponível online em:
<https://www.bp.com/en/global/corporate/energy-economics/statistical-review-of-world-energy/downloads.html>

Energy Information Administration (EIA). International Energy Statistics. Disponível online em:
<https://www.eia.gov/beta/international/data/browser/#/?c=4100000020000600000000000000g000200000000000001&vs=INTL.44-1-AFRC-QBTU.A&vo=0&v=H&end=2015>

International Monetary Fund (IMF). World Economic Outlook – Database. October 2018 Disponível online em: <https://www.imf.org/external/pubs/ft/weo/2018/02/weodata/weoselgr.aspx>

Stockholm International Peace Research Institute (SIPRI). SIPRI Military Expenditure Database. Disponível online em: <https://www.sipri.org/databases/milex>

United Nations Conference on Trade and Development (UNCTAD). UNCTADSTAT. Disponível online em: http://unctadstat.unctad.org/wds/ReportFolders/reportFolders.aspx?sCS_ChosenLang=en

World Development Indicators (WDI). The World Bank Databank. Disponível online em: <http://databank.worldbank.org/data/reports.aspx?source=World-Development-Indicators>