



Observatório de dados internacionais

Comparação entre países

PIB em Paridade do Poder de Compra (PPC)

Coordenação: Prof. Thiago Periard

Departamento de Ciências Econômicas



**Universidade Federal
de São João del-Rei**

Sobre o DataObs

O Observatório de dados internacionais – DataObs - é um projeto de pesquisa destinado a levantar, organizar e disponibilizar a mais ampla gama possível de dados internacionais disponíveis nos principais organismos internacionais. Com isto o projeto espera contribuir para uma melhor compreensão da realidade socioeconômica mundial, sendo uma ferramenta útil para uma discussão baseada em fatos.

Sobre este relatório

Este relatório apresenta a evolução histórica de uma variável nos 170 países de maior população do mundo. Com isto espera-se disponibilizar uma ferramenta de fácil acesso para comparações entre países.

Equipe do Projeto

Coordenação: Prof. Thiago Periard do Amaral

Colaboração : Prof. Norberto Martins Vieira

Marcos Vinicius Barbosa – Estudante de Ciências Econômicas da UFSJ

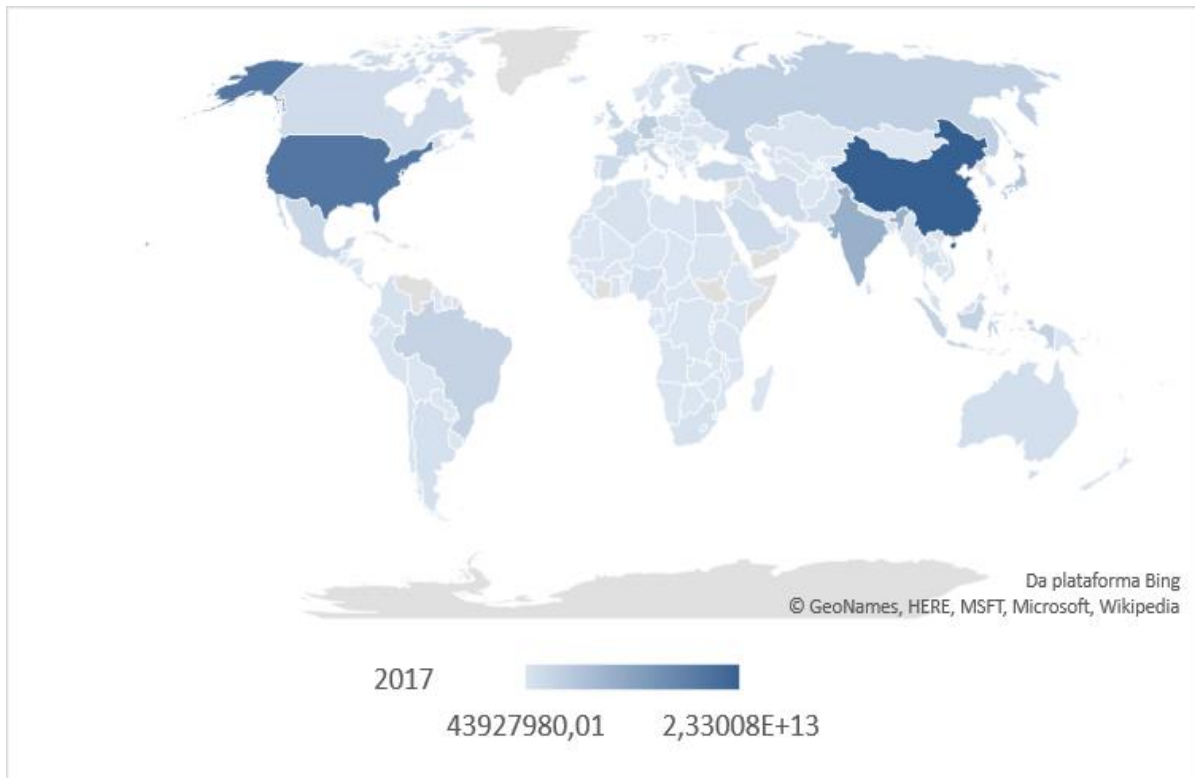
Contato

www.dataobs.com.br
contato@dataobs.com.br

Índice

1 - Visão geral da amostra	pág. 4
2 - África	pág. 6
3 - Américas	pág. 10
4 - Ásia	pág. 13
5 - Europa	pág. 17
6 - Oceania	pág. 20
7 - Referências	pág. 22

Mapa

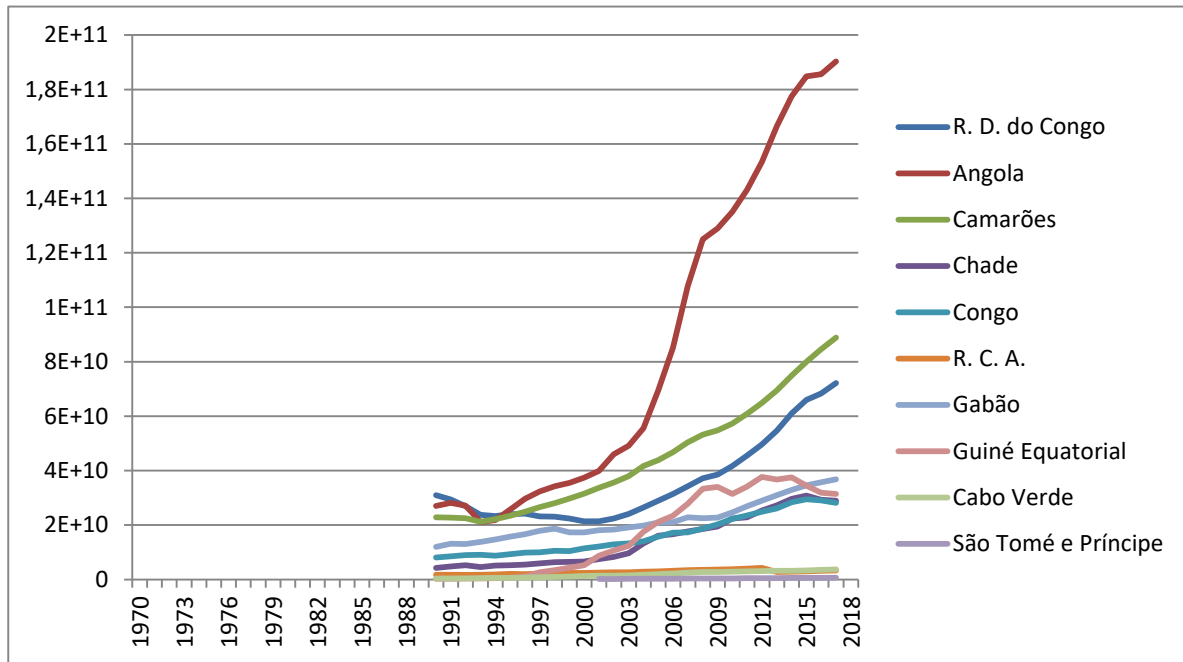


Ranking

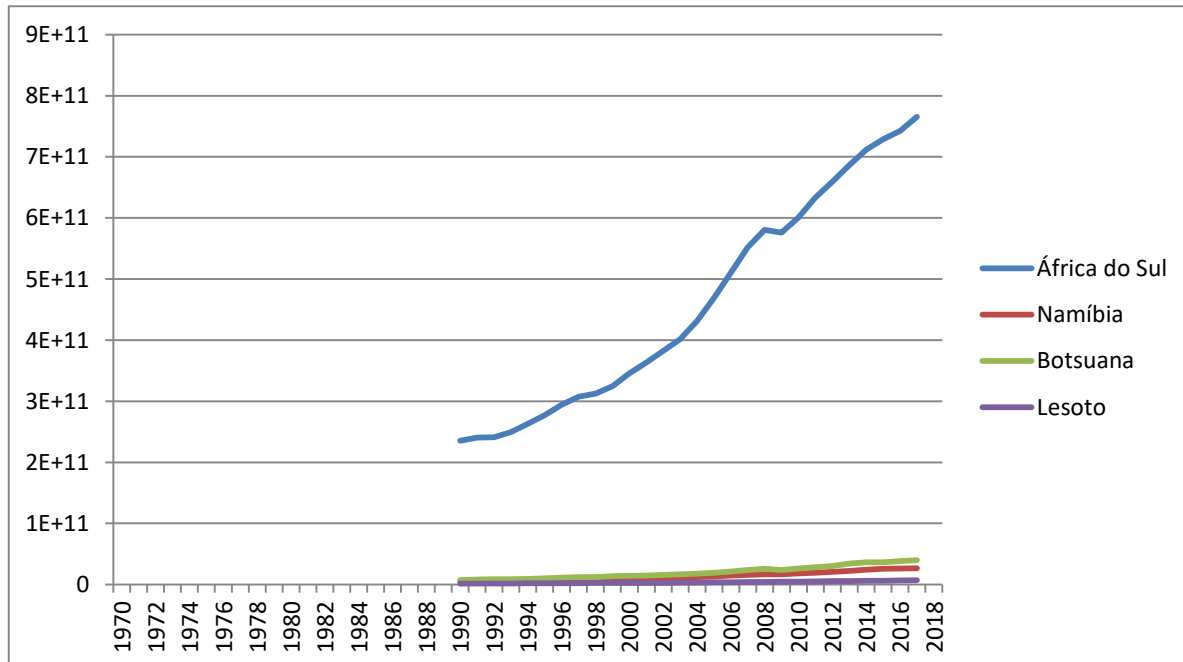
Rank	Country	Value	Rank	Country	Value	Rank	Country	Value	Rank	Country	Value
1	China	23.300.782.880.353,10	51	Burma (Myanmar)	327.629.414.483,20	101	Luxembourg	62.189.692.541,62	151	Timor-Leste (East Timor)	9.350.313.374,92
2	United States	19.390.604.000.000,00	52	Portugal	326.029.976.814,91	102	Latvia	53.561.181.205,75	152	Fiji	8.651.711.704,06
3	India	9.448.658.813.549,45	53	Norway	324.403.929.578,79	103	El Salvador	51.061.468.810,96	153	Suriname	8.515.424.615,66
4	Japan	5.487.161.155.332,05	54	Morocco	298.229.651.284,04	104	Laos	48.167.406.714,90	154	Burundi	8.375.695.971,57
5	Germany	4.187.583.080.239,07	55	Kuwait	297.594.270.632,57	105	Honduras	46.197.767.625,39	155	Bhutan	7.721.377.055,66
6	Russia	3.817.201.364.011,18	56	Greece	297.008.117.309,32	106	Bosnia and Herzegovina	45.156.242.532,90	156	Maldives	7.273.361.452,16
7	Indonesia	3.242.768.575.867,58	57	Denmark	296.350.723.353,86	107	Trinidad and Tobago	43.233.781.539,19	157	Lesotho	6.990.689.439,66
8	Brazil	3.240.523.597.735,66	58	Hungary	274.926.859.412,14	108	Senegal	42.992.086.557,72	158	Guyana	6.349.353.071,59
9	France	2.876.059.993.398,77	59	Sri Lanka	274.718.031.276,10	109	Estonia	41.756.008.088,96	159	Barbados	5.325.645.512,73
10	United Kingdom	2.856.703.440.289,48	60	Finland	247.269.243.618,65	110	Mali	41.004.016.527,67	160	Liberia	3.910.691.675,74
11	Italy	2.387.357.093.793,19	61	Uzbekistan	222.338.114.625,02	111	Mongolia	39.981.961.749,22	161	Cape Verde	3.732.628.018,32
12	Mexico	2.358.275.520.126,23	62	Ethiopia	199.336.019.094,66	112	Botswana	39.769.942.661,21	162	Gambia, The	3.601.619.398,50
13	Turkey	2.140.141.581.684,52	63	Sudan	198.758.244.818,05	113	Georgia	39.768.066.663,46	163	Central African Republic	3.382.237.785,11
14	Korea, South	1.972.970.735.841,73	64	New Zealand	197.072.471.930,75	114	Madagascar	39.763.887.262,95	164	Belize	3.218.514.756,64
15	Saudi Arabia	1.773.549.391.288,60	65	Oman	193.217.812.578,63	115	Mozambique	37.005.211.621,17	165	Guinea-Bissau	3.164.590.270,14
16	Spain	1.769.637.042.996,12	66	Ecuador	193.138.105.018,73	116	Gabon	36.823.316.530,65	166	Seychelles	2.775.988.858,49
17	Canada	1.714.447.151.944,01	67	Angola	190.290.018.357,79	117	Nicaragua	36.324.176.883,35	167	Saint Lucia	2.543.025.301,19
18	Iran	1.700.355.063.430,14	68	Belarus	179.203.799.408,71	118	Burkina Faso	35.886.982.641,14	168	Antigua and Barbuda	2.406.064.276,12
19	Thailand	1.233.736.125.772,73	69	Dominican Republic	172.590.926.391,14	119	Papua New Guinea	34.632.695.979,13	169	San Marino	2.085.016.139,71
20	Australia	1.192.065.505.301,28	70	Slovakia	171.990.237.347,41	120	Albania	34.540.937.929,68	170	Grenada	1.609.191.291,20
21	Egypt	1.129.918.541.166,70	71	Azerbaijan	171.588.152.876,19	121	Zimbabwe	34.476.039.351,99	171	Saint Kitts and Nevis	1.498.019.427,84
22	Nigeria	1.118.755.474.589,89	72	Tanzania	163.886.238.965,44	122	Brunei	33.796.810.142,72	172	Solomon Islands	1.480.540.208,13
23	Poland	1.102.293.080.831,42	73	Kenya	163.309.293.867,56	123	Macedonia	31.729.302.822,39	173	Samos	1.298.624.616,67
24	Pakistan	1.088.981.590.999,59	74	Bulgaria	143.850.252.429,59	124	Equatorial Guinea	31.460.069.102,99	174	Saint Vincent and the Grenadines	1.294.240.258,85
25	Malaysia	930.748.559.788,94	75	Guatemala	137.849.484.243,89	125	Cyprus	29.605.875.237,46	175	Comoros	1.263.391.524,09
26	Argentina	920.247.932.772,09	76	Tunisia	137.358.615.108,89	126	Guinea	29.068.622.727,33	176	Vanuatu	886.144.130,44
27	Netherlands	899.530.829.783,48	77	Ghana	133.826.196.369,00	127	Chad	28.923.504.310,92	177	Dominica	785.079.920,27
28	Philippines	875.311.111.225,31	78	Libya	125.141.995.511,08	128	Tajikistan	28.373.345.124,06	178	Sao Tome and Principe	684.788.902,69
29	South Africa	765.567.479.795,13	79	Serbia	105.966.213.105,95	129	Armenia	28.271.475.680,47	179	Tonga	643.425.797,71
30	Colombia	714.003.249.549,44	80	Croatia	104.233.492.599,11	130	Congo (Brazzaville)	28.192.750.311,46	180	Micronesia	382.315.405,13
31	United Arab Emirates	694.468.308.425,98	81	Turkmenistan	103.603.699.530,78	131	Mauritius	28.173.662.352,62	181	Palau	315.853.633,03
32	Iraq	658.200.225.139,29	82	Panama	100.193.940.879,77	132	Namibia	26.542.807.872,44	182	Kiribati	253.165.064,83
33	Vietnam	647.368.428.209,00	83	Cote d'Ivoire (Ivory Coast)	96.046.410.943,21	133	Jamaica	25.999.251.718,69	183	Marshall Islands	222.757.742,89
34	Bangladesh	637.078.005.334,25	84	Lithuania	90.748.628.812,19	134	Benin	25.326.706.387,13	184	Nauru	193.236.170,78
35	Algeria	631.150.080.999,55	85	Lebanon	89.262.508.158,37	135	Rwanda	24.852.093.378,57	185	Tuvalu	43.927.980,01
36	Switzerland	547.853.971.542,51	86	Cameroon	88.859.277.153,81	136	Kyrgyzstan	23.103.942.652,11	186	American Samoa	-
37	Belgium	544.041.974.958,38	87	Jordan	88.809.056.315,08	137	Palestinian Territories	22.886.737.270,03	187	Andorra	-
38	Singapore	527.020.990.479,36	88	Costa Rica	83.614.851.854,48	138	Malawi	22.387.439.901,78	188	Aruba	-
39	Romania	506.132.549.333,27	89	Bolivia	83.546.110.837,91	139	Niger	21.834.164.637,18	189	Bermuda	-
40	Sweden	505.482.949.468,99	90	Uganda	79.889.485.851,33	140	Moldova	20.225.889.376,63	190	Cayman Islands	-
41	Kazakhstan	476.365.954.845,76	91	Nepal	78.591.428.304,07	141	Haiti	19.930.307.296,18	191	Channel Islands	-
42	Austria	461.582.926.399,88	92	Uruguay	77.992.789.938,25	142	Kosovo	19.688.084.046,28	192	Cuba	-
43	Hong Kong	454.886.388.183,99	93	Congo (Kinshasa)	72.165.883.596,75	143	Malta	18.395.282.100,13	193	Curaçao	-
44	Chile	444.777.637.168,59	94	Slovenia	72.063.812.126,18	144	Iceland	18.140.165.689,31	194	Djibouti	-
45	Peru	432.115.165.629,95	95	Mexico	71.671.829.402,40	145	Mauritania	17.458.382.853,66	195	Eritrea	-
46	Czech Republic	384.753.663.282,79	96	Bahrain	70.937.896.901,51	146	Togo	12.240.254.077,65	196	Faeroe Islands	-
47	Ukraine	368.217.198.698,57	97	Afghanistan	70.367.900.201,67	147	Bahamas, The	12.030.902.236,07	197	French Polynesia	-
48	Ireland	364.140.938.829,86	98	Zambia	69.235.695.458,95	148	Montenegro	11.680.734.171,24	198	Gibraltar	-
49	Qatar	338.817.423.574,44	99	Paraguay	66.006.744.333,91	149	Swaziland	11.616.558.806,87	199	Greenland	-
50	Israel	333.351.018.353,62	100	Cambodia	64.049.609.879,35	150	Sierra Leone	11.534.933.235,62	200	Guam	-

África

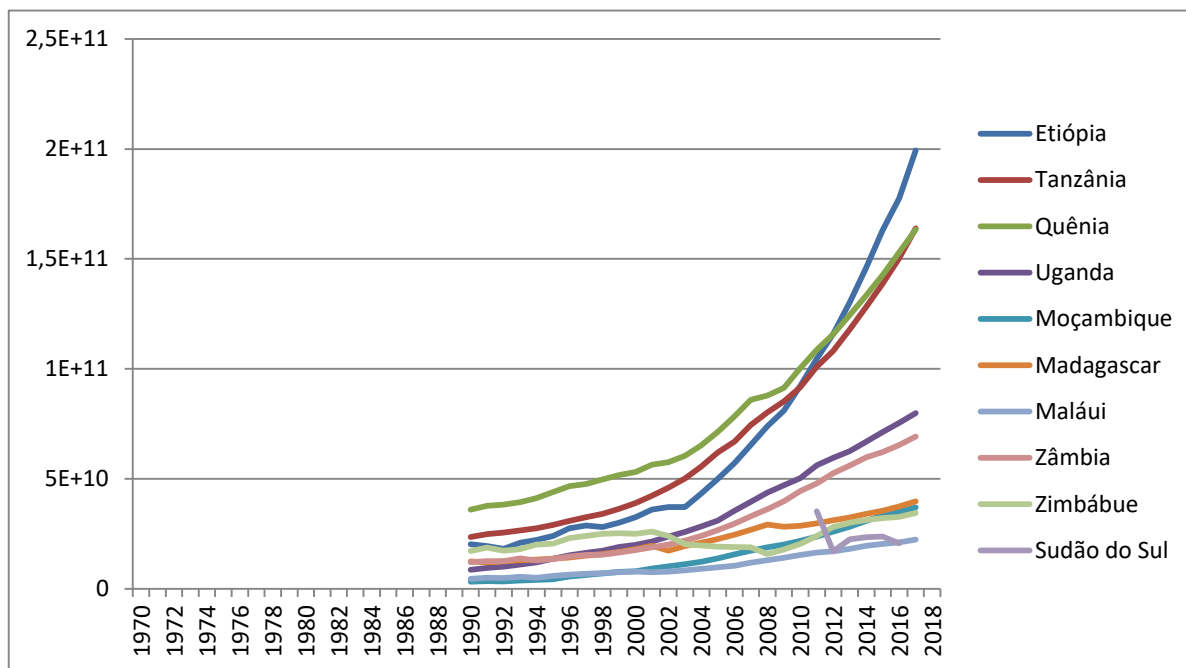
África Central



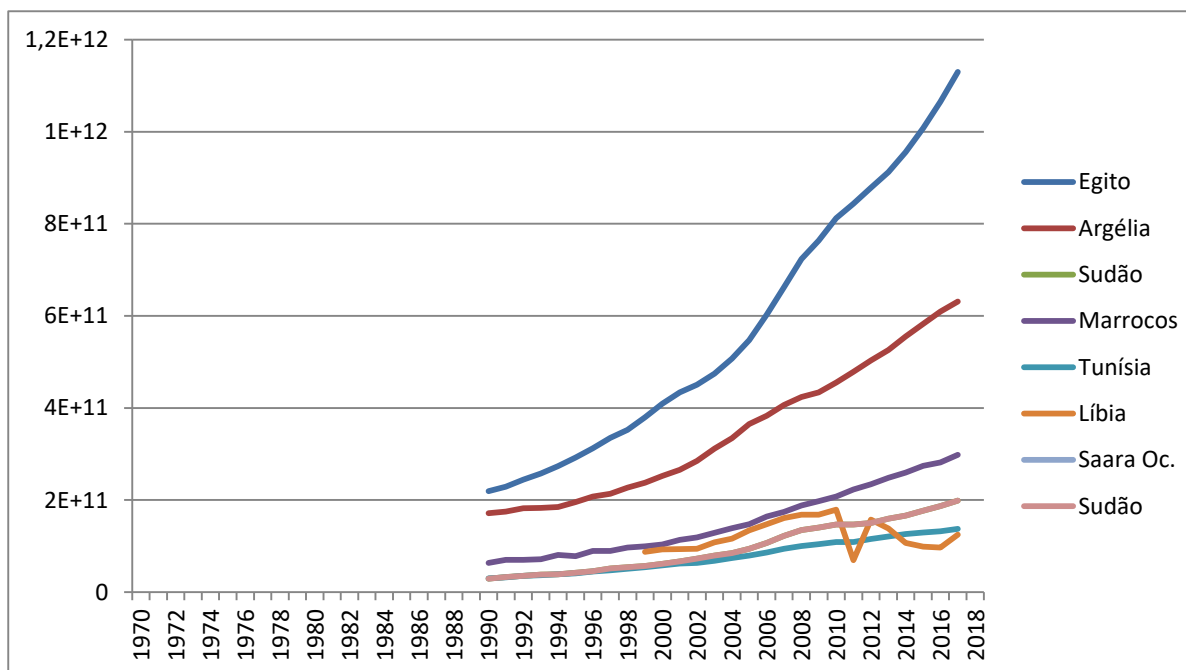
África Meridional



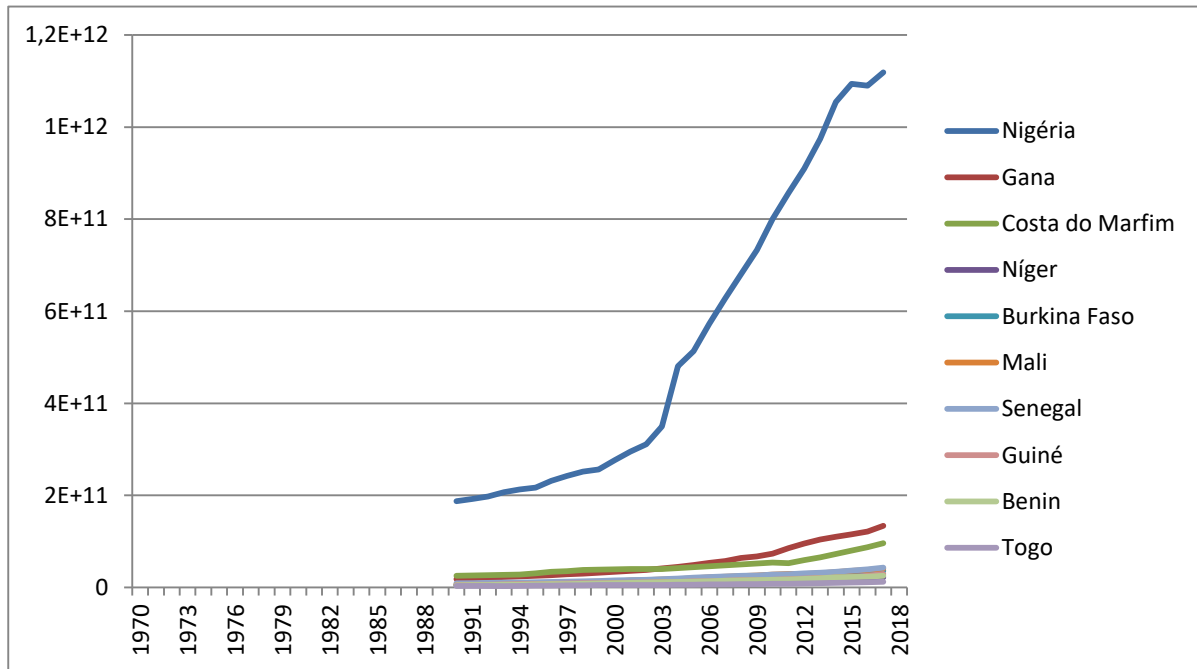
Leste da África



Norte da África

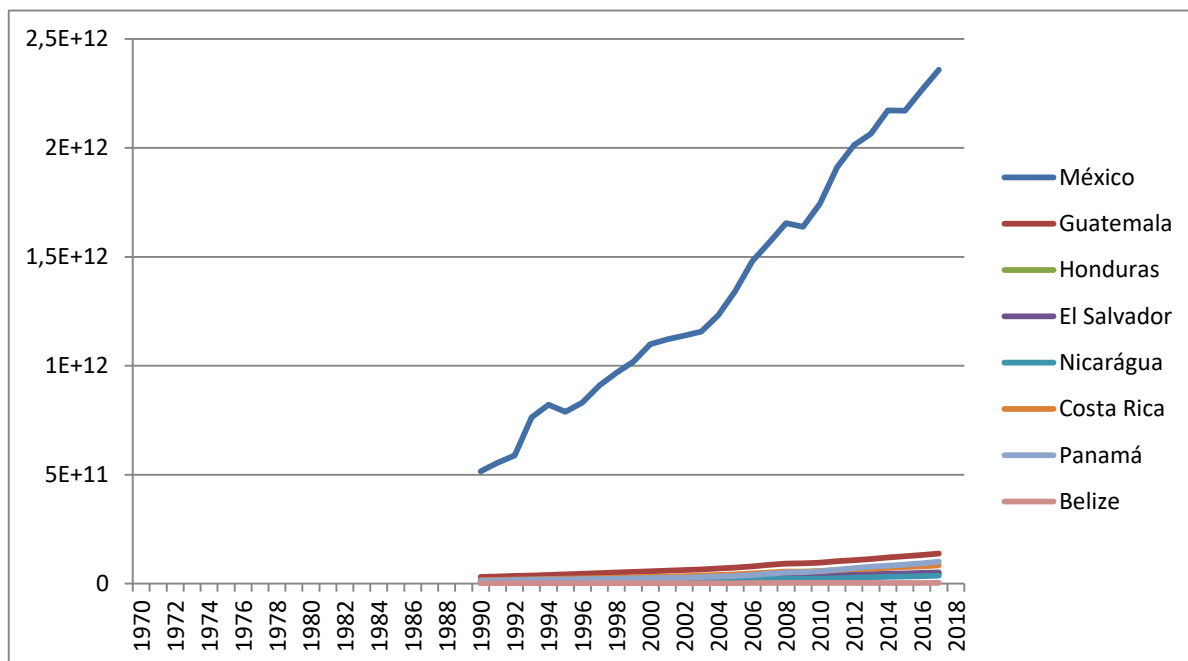


Oeste da África

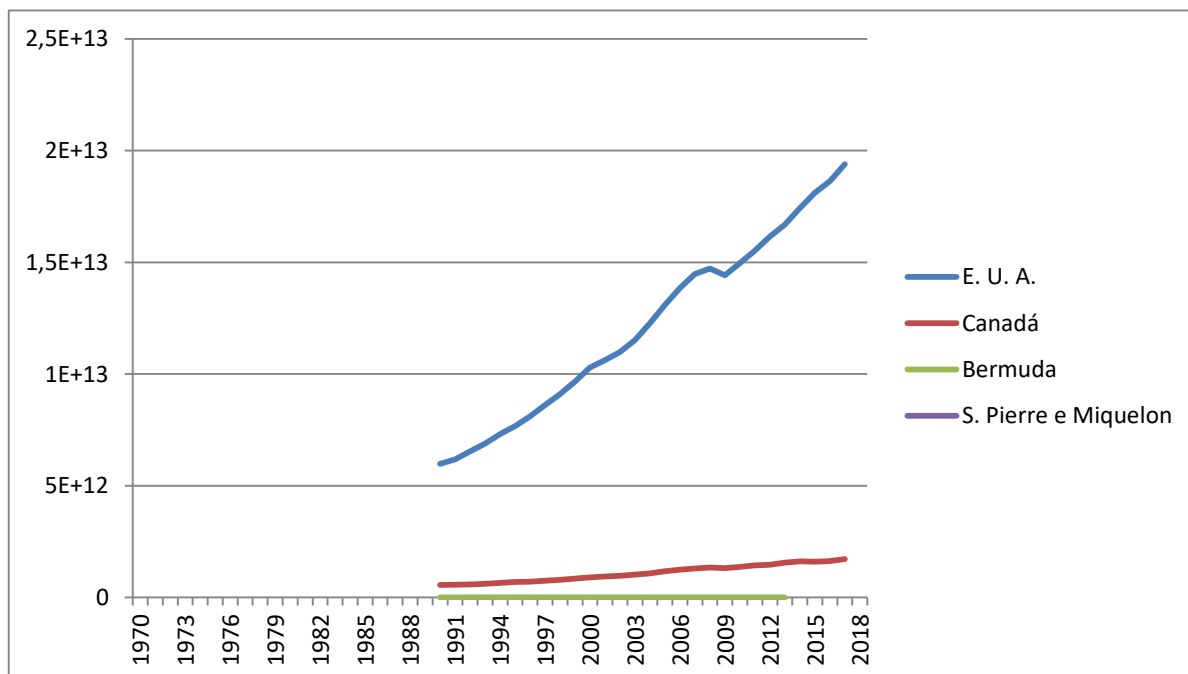


Américas

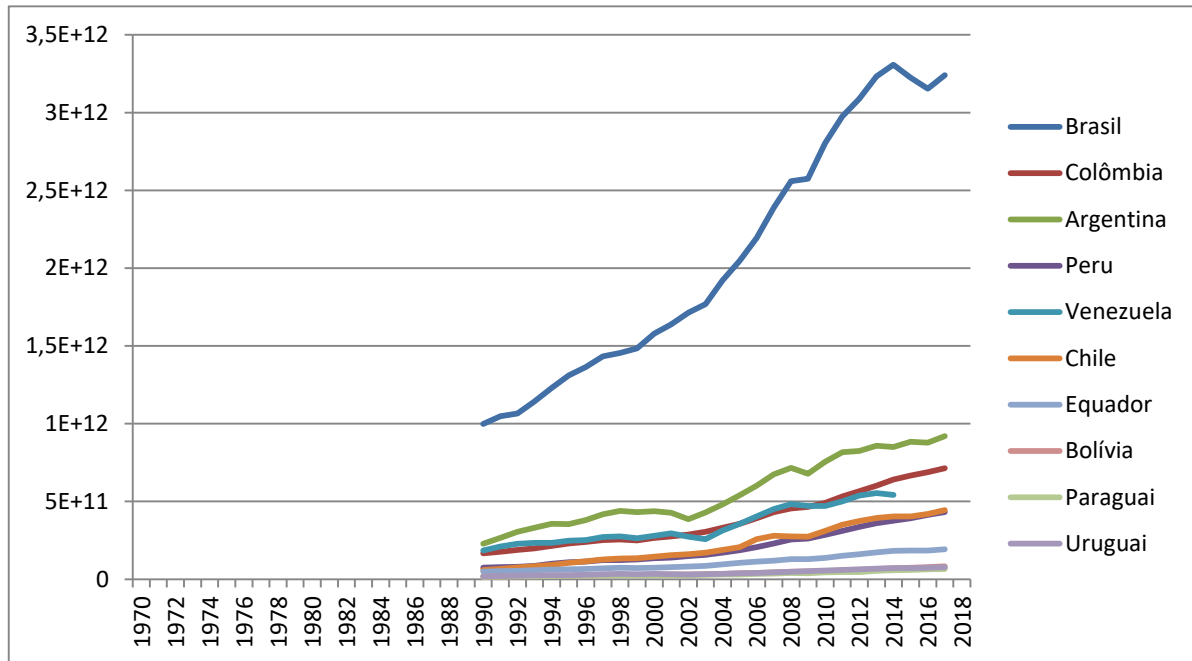
América Central



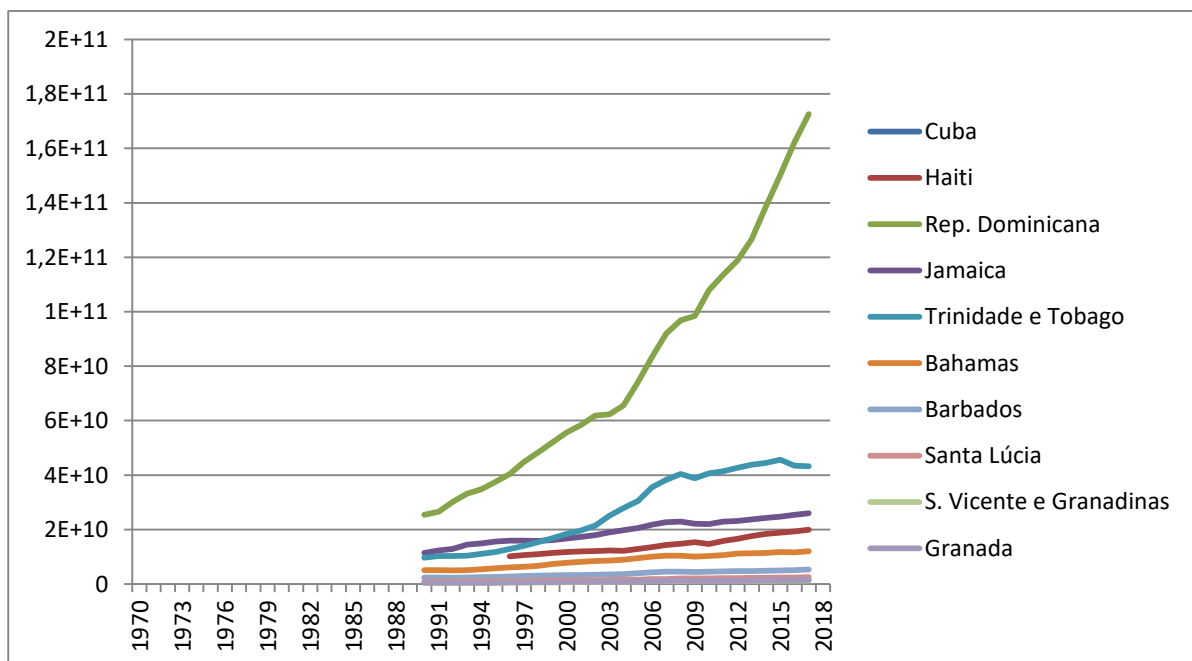
América do Norte



América do Sul

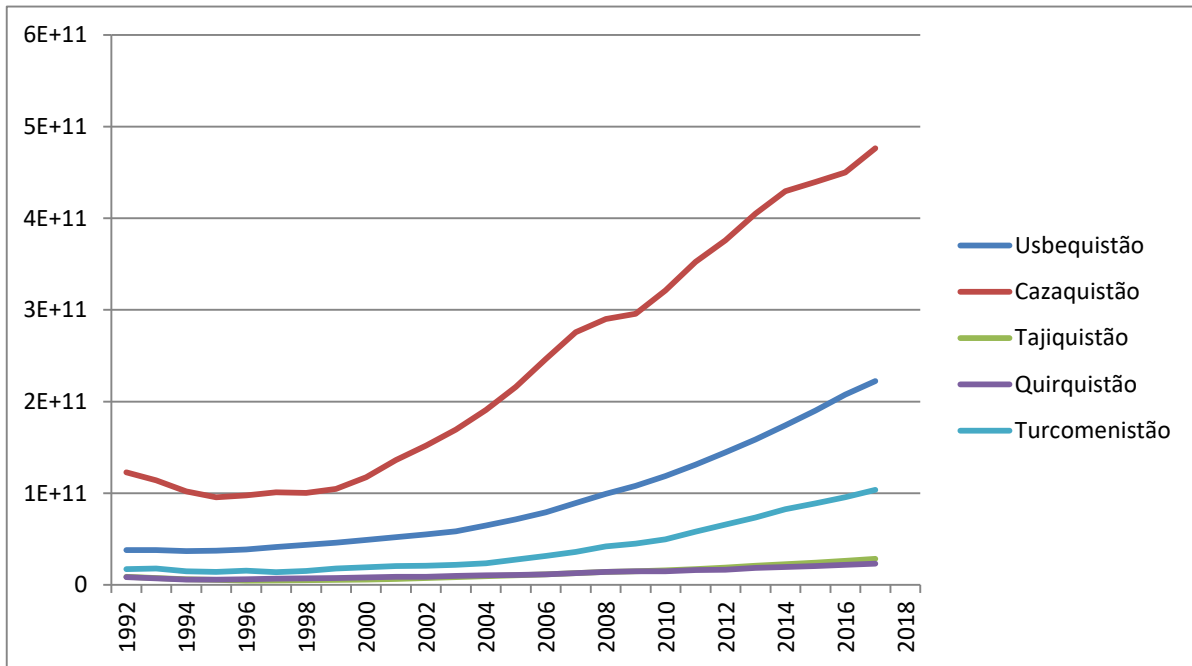


Caribe

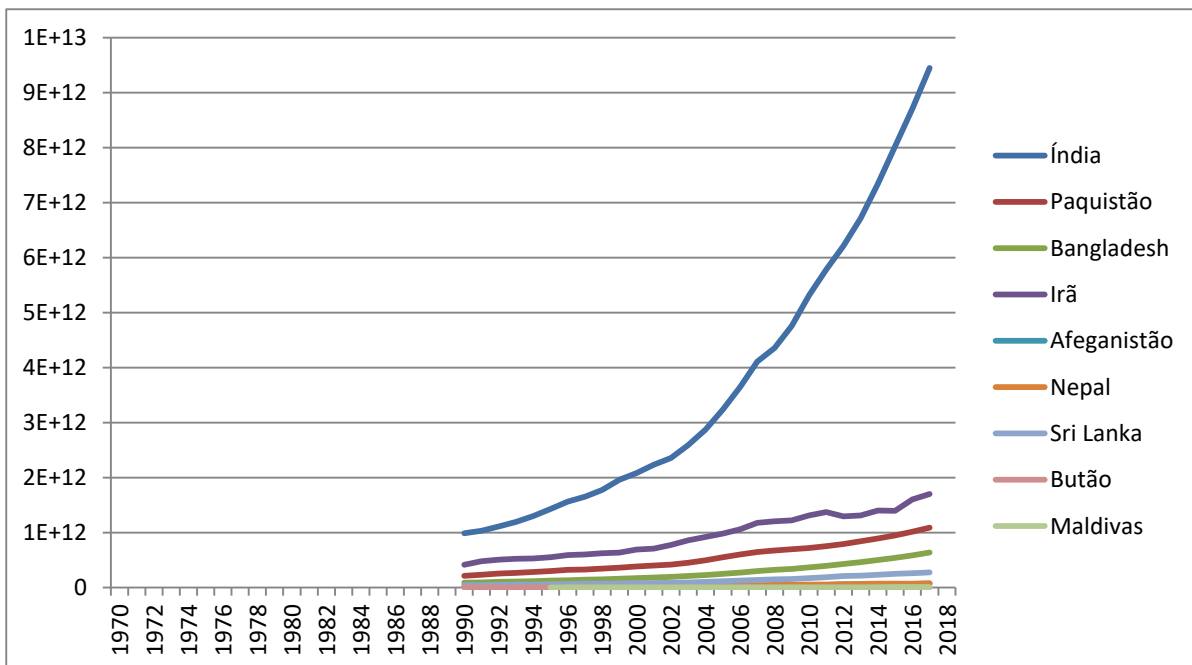


Ásia

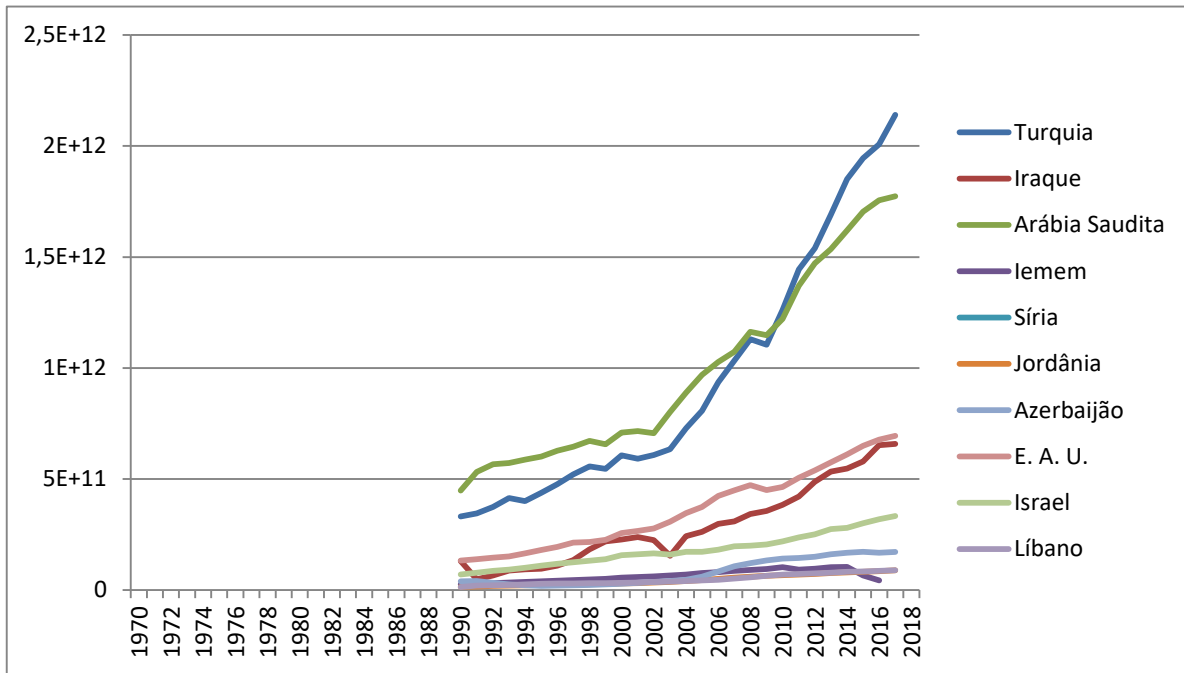
Ásia Central



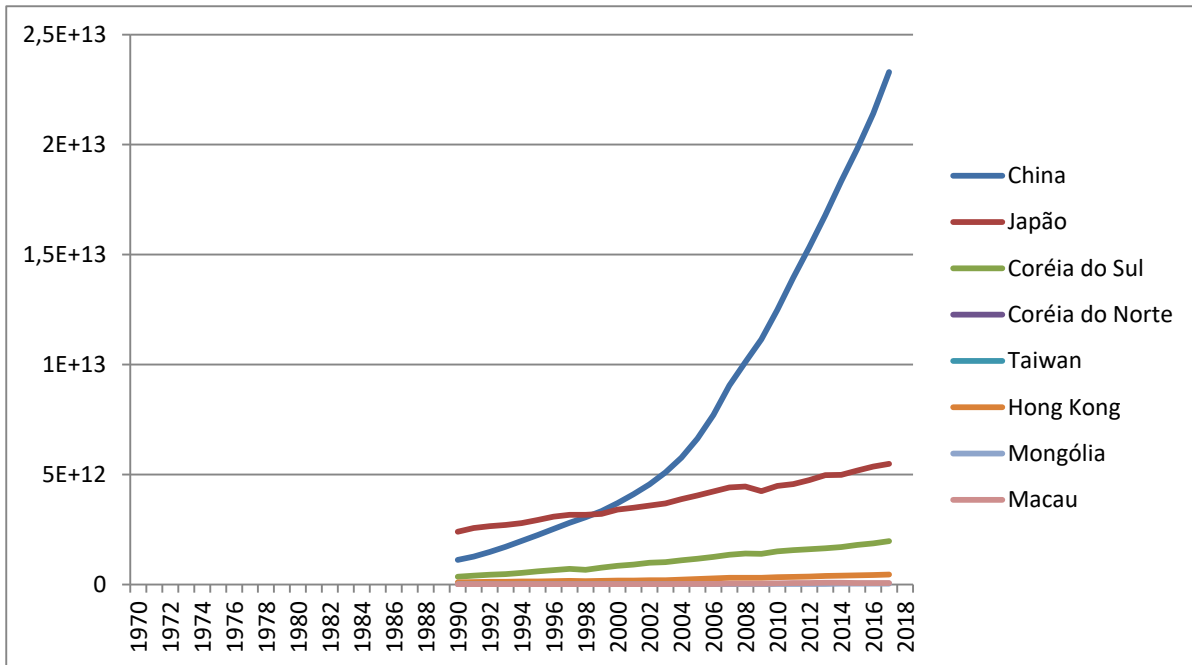
Ásia Meridional



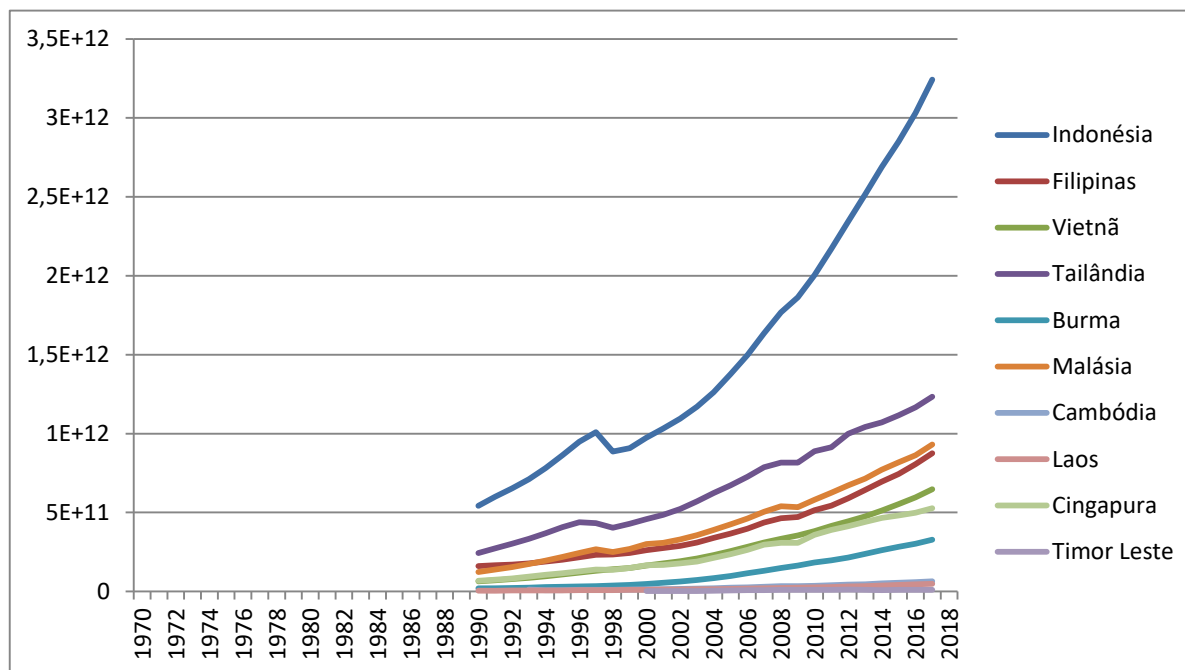
Oriente Médio



Ásia Oriental

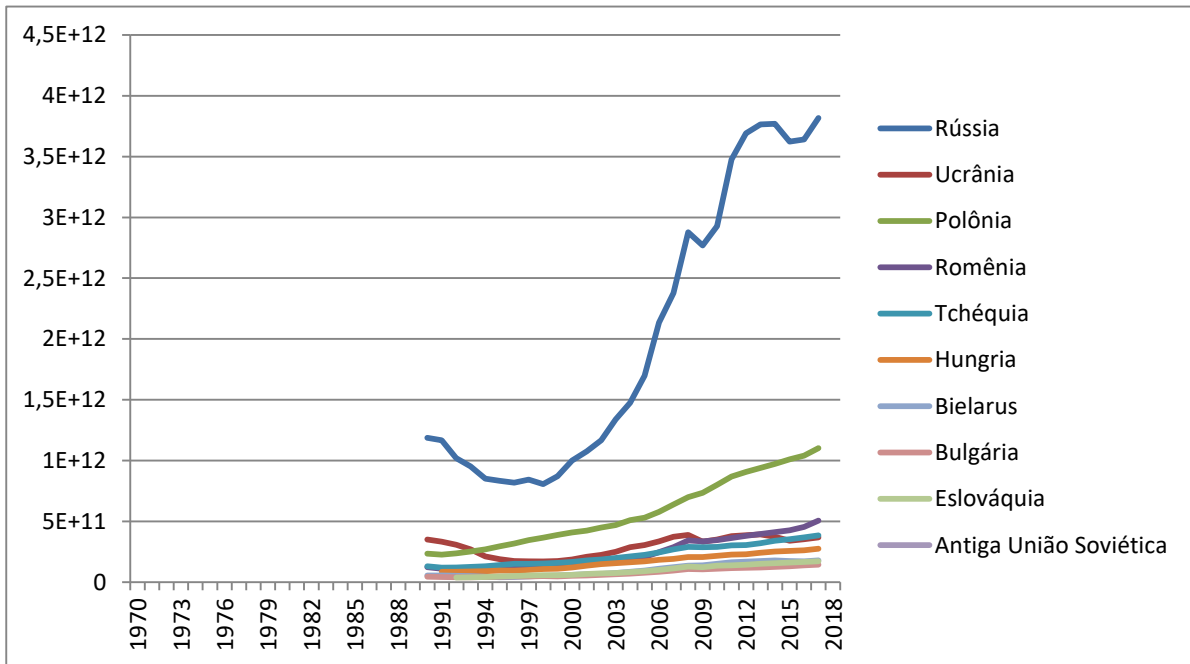


Sudeste Asiático

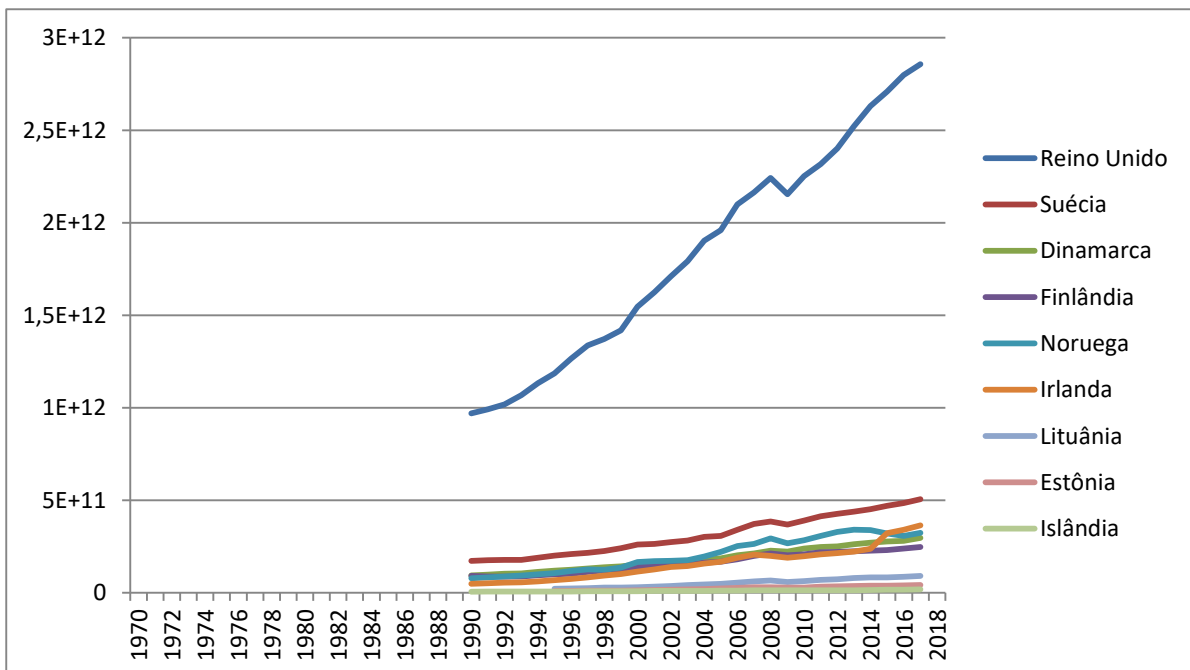


Europa

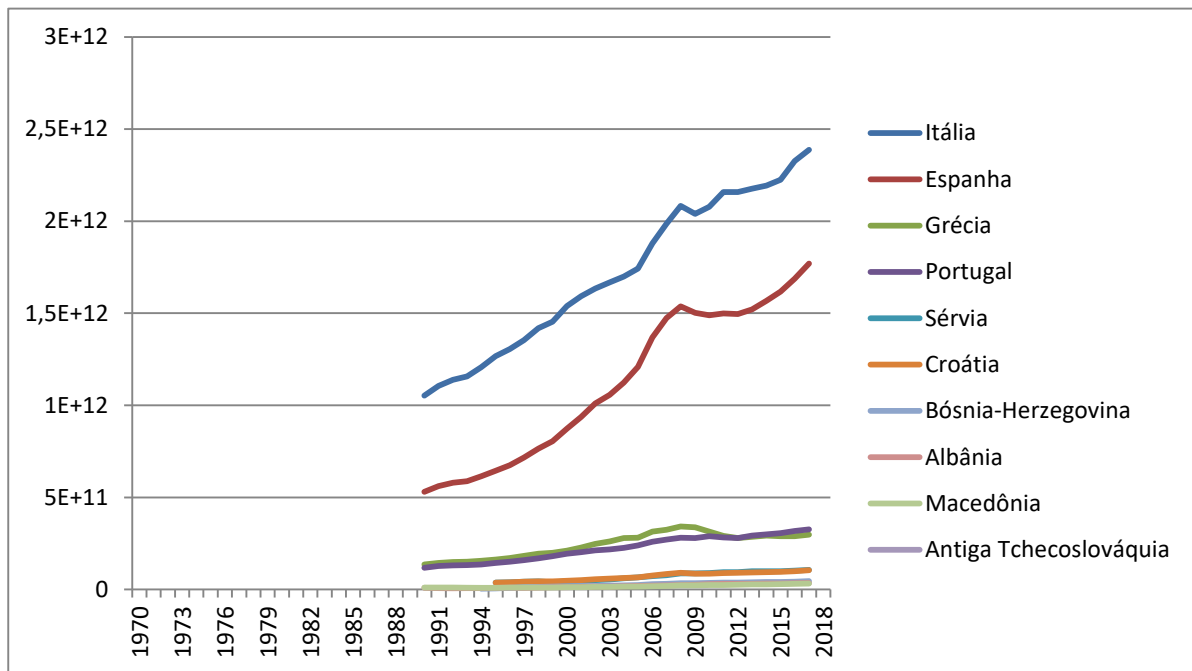
Leste Europeu



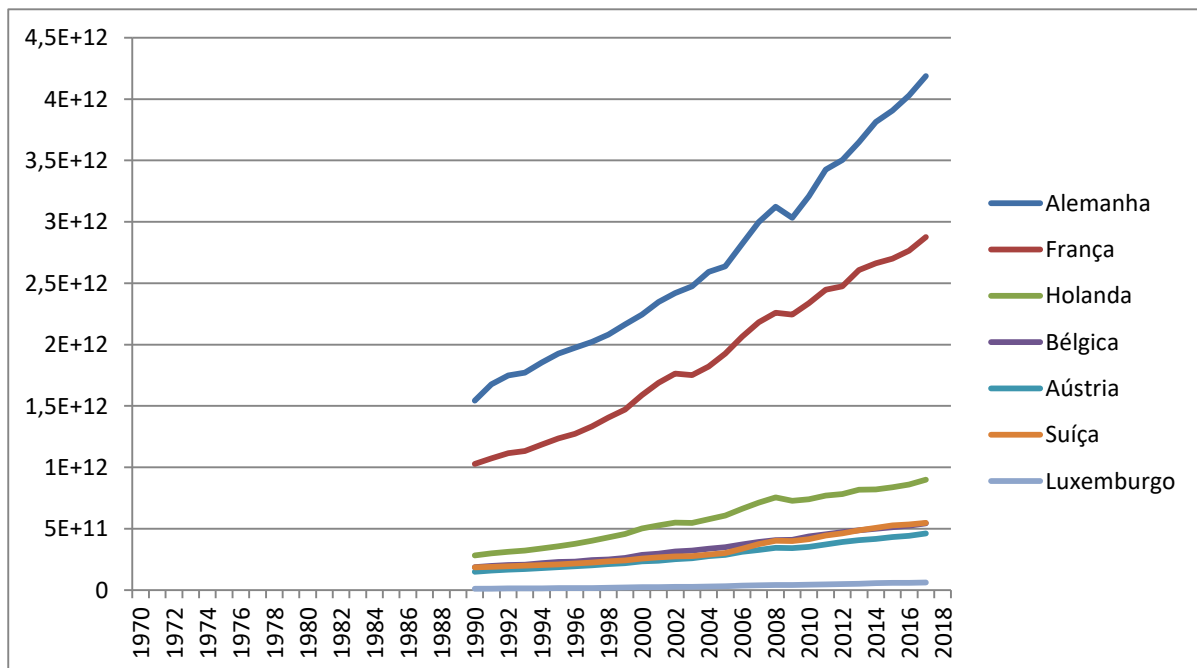
Europa Setentrional



Europa Meridional

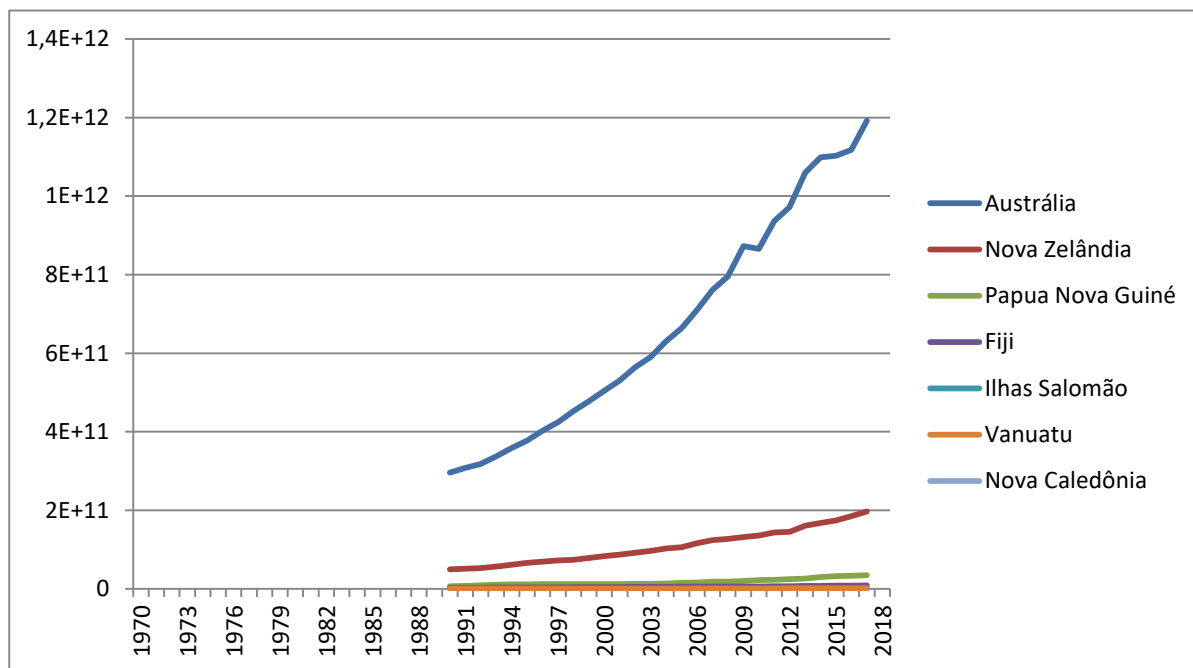


Europa Ocidental

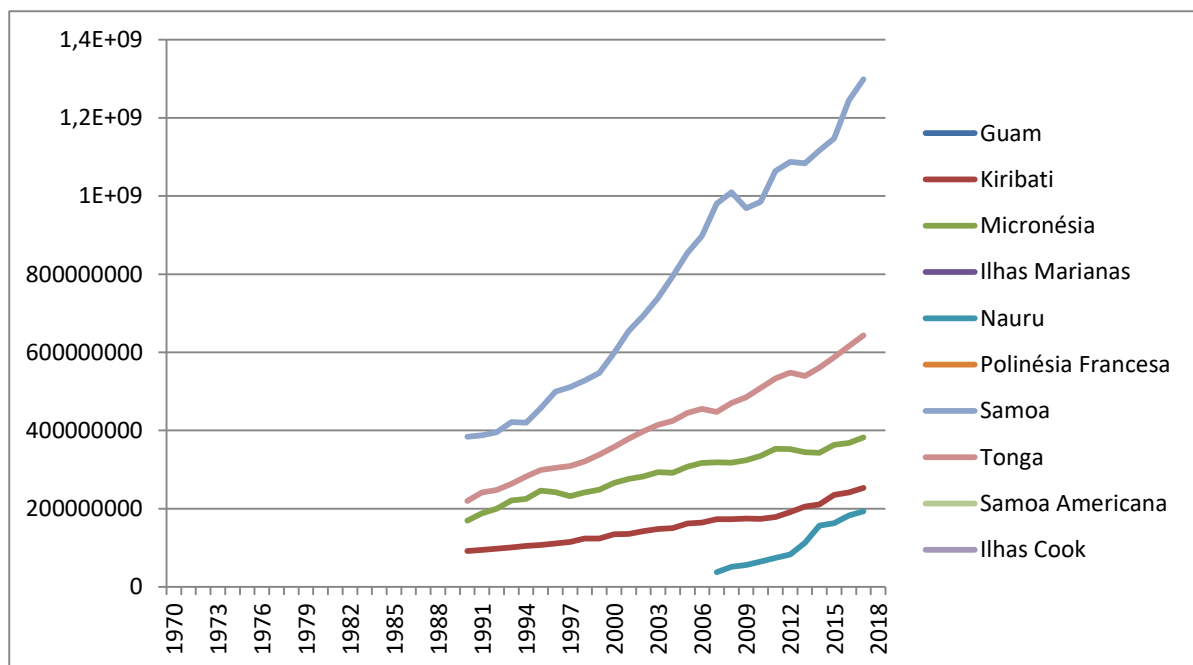


Oceania

Austrália e Melanésia



Micronésia e Polinésia



Referências

BP Global (BP). BP Statistical Review of World Energy. Disponível online em:
<https://www.bp.com/en/global/corporate/energy-economics/statistical-review-of-world-energy/downloads.html>

Energy Information Administration (EIA). International Energy Statistics. Disponível online em:
<https://www.eia.gov/beta/international/data/browser/#/?c=4100000020000600000000000000g000200000000000001&vs=INTL.44-1-AFRC-QBTU.A&vo=0&v=H&end=2015>

International Monetary Fund (IMF). World Economic Outlook – Database. October 2018 Disponível online em: <https://www.imf.org/external/pubs/ft/weo/2018/02/weodata/weoselgr.aspx>

Stockholm International Peace Research Institute (SIPRI). SIPRI Military Expenditure Database. Disponível online em: <https://www.sipri.org/databases/milex>

United Nations Conference on Trade and Development (UNCTAD). UNCTADSTAT. Disponível online em: http://unctadstat.unctad.org/wds/ReportFolders/reportFolders.aspx?sCS_ChosenLang=en

World Development Indicators (WDI). The World Bank Databank. Disponível online em: <http://databank.worldbank.org/data/reports.aspx?source=World-Development-Indicators>