



Observatório de dados internacionais

Comparação entre países

**Razão de dependência de jovens
(em % da população em idade ativa)**

Coordenação: Prof. Thiago Periard

Departamento de Ciências Econômicas



**Universidade Federal
de São João del-Rei**

Sobre o DataObs

O Observatório de dados internacionais – DataObs - é um projeto de pesquisa destinado a levantar, organizar e disponibilizar a mais ampla gama possível de dados internacionais disponíveis nos principais organismos internacionais. Com isto o projeto espera contribuir para uma melhor compreensão da realidade socioeconômica mundial, sendo uma ferramenta útil para uma discussão baseada em fatos.

Sobre este relatório

Este relatório apresenta a evolução histórica de uma variável nos 170 países de maior população do mundo. Com isto espera-se disponibilizar uma ferramenta de fácil acesso para comparações entre países.

Equipe do Projeto

Coordenação: Prof. Thiago Periard do Amaral

Colaboração : Prof. Norberto Martins Vieira

Marcos Vinicius Barbosa – Estudante de Ciências Econômicas da UFSJ

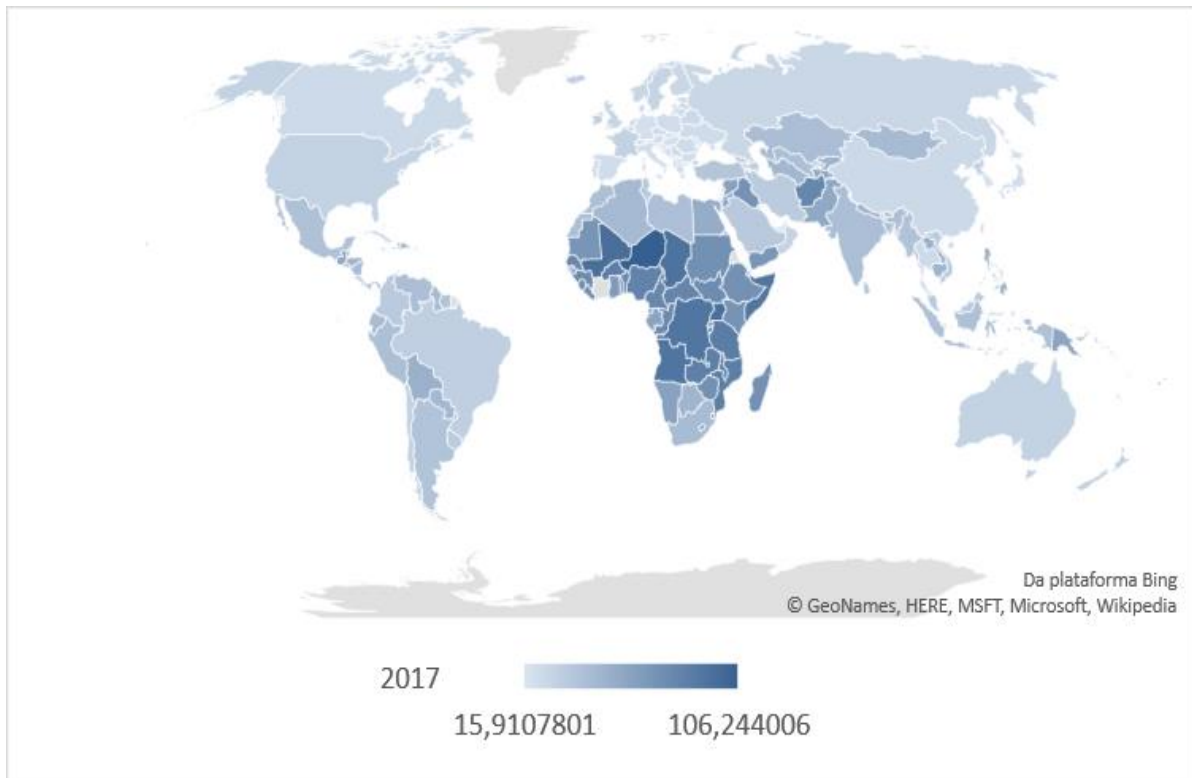
Contato

www.dataobs.com.br
contato@dataobs.com.br

Índice

1 - Visão geral da amostra	pág. 4
2 - África	pág. 6
3 - Américas	pág. 10
4 - Ásia	pág. 13
5 - Europa	pág. 17
6 - Oceania	pág. 20
7 - Referências	pág. 22

Mapa

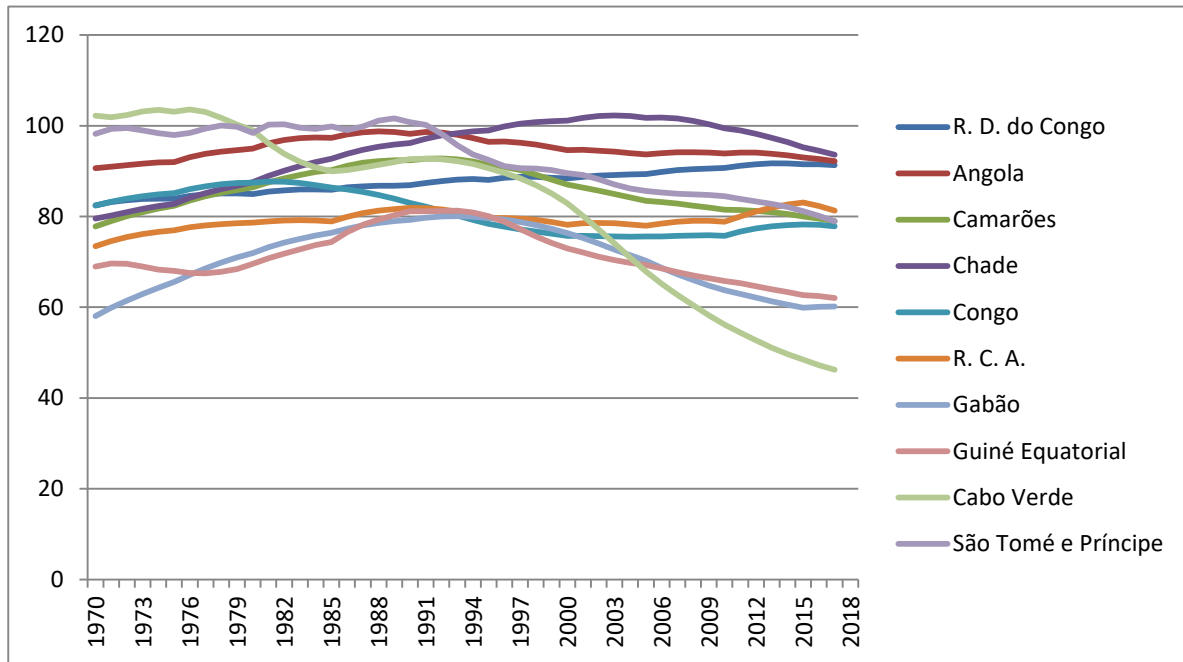


Ranking

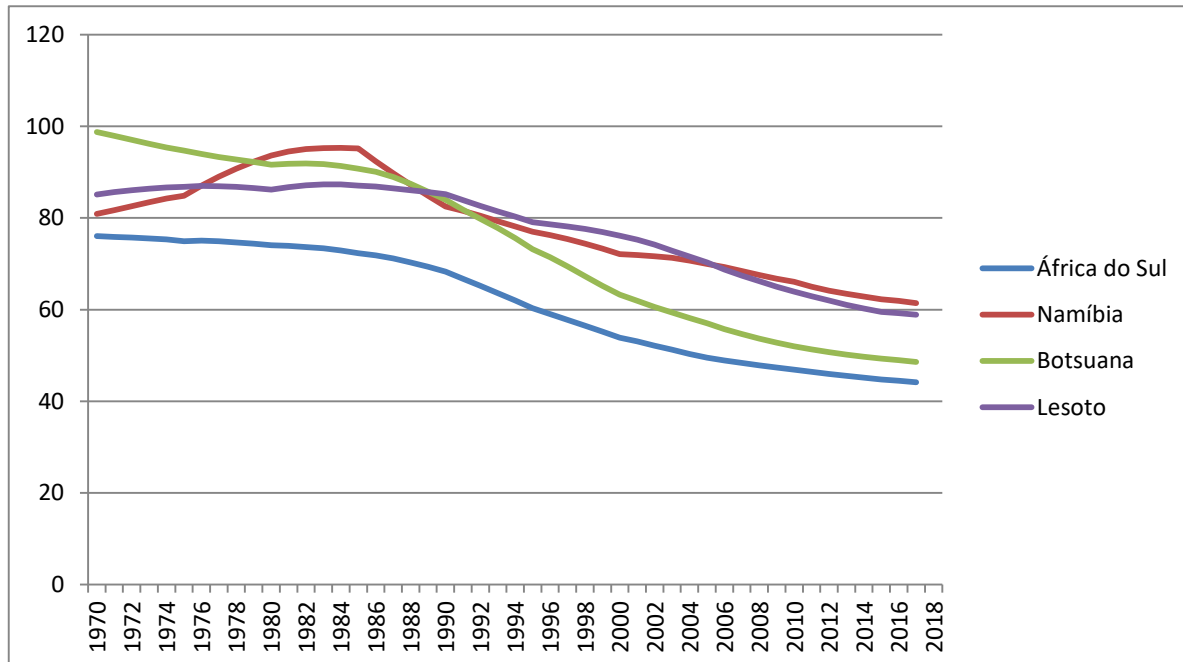
Rank	Country	Value	Rank	Country	Value	Rank	Country	Value	Rank	Country	Value
1	Niger	106,24	51	Vanuatu	60,12	101	Guam	37,64	151	Russia	25,81
2	Mali	95,84	52	Papua New Guinea	59,64	102	Turkey	37,31	152	Estonia	25,50
3	Uganda	95,19	53	Lesotho	58,88	103	Sri Lanka	36,43	153	Netherlands	25,33
4	Chad	93,59	54	Jordan	58,51	104	Tunisia	35,31	154	Bahrain	25,31
5	Angola	92,16	55	Guatemala	58,17	105	Saudi Arabia	35,18	155	Albania	25,06
6	Somalia	91,34	56	Tajikistan	57,52	106	Malaysia	35,04	156	Serbia	24,86
7	Congo (Kinshasa)	91,29	57	Pakistan	57,27	107	Sint Vincent/Grenadin	34,74	157	China	24,66
8	Gambia, The	86,62	58	Kiribati	57,26	108	Antigua and Barbuda	34,54	158	Belarus	24,45
9	Tanzania	86,39	59	Egypt	54,54	109	Colombia	34,09	159	Thailand	24,29
10	Burkina Faso	86,21	60	Micronesia	53,35	110	French Polynesia	33,78	160	Cyprus	24,13
11	Mozambique	86,05	61	Haiti	52,99	111	Lebanon	33,76	161	Canada	23,92
12	Burundi	85,80	62	Laos	52,13	112	Jamaica	33,63	162	Macedonia	23,83
13	Zambia	84,91	63	Bolivia	51,32	113	Ireland	33,58	163	Latvia	23,76
14	Malawi	82,95	64	Kyrgyzstan	50,02	114	Iran	33,42	164	Luxembourg	23,75
15	Nigeria	82,60	65	Philippines	49,96	115	New Caledonia	33,35	165	Czech Republic	23,44
16	Timor-Leste (East Timor)	82,53	66	Honduras	49,67	116	Vietnam	33,04	166	Cuba	23,16
17	Central African Republic	81,27	67	Nepal	48,81	117	Azerbaijan	32,92	167	Romania	22,82
18	Afghanistan	79,82	68	Cambodia	48,64	118	Virgin Islands, U.S.	32,86	168	Ukraine	22,77
19	Senegal	79,25	69	Botswana	48,58	119	Uruguay	32,76	169	Slovenia	22,68
20	Cameroon	78,96	70	Belize	48,54	120	Maldives	32,30	170	Lithuania	22,40
21	Sao Tome and Principe	78,93	71	Djibouti	48,05	121	Seychelles	32,16	171	Croatia	22,40
22	Benin	78,89	72	Turkmenistan	47,69	122	Brunei	31,81	172	Switzerland	22,30
23	Congo (Brazzaville)	77,82	73	Cape Verde	46,23	123	Costa Rica	31,43	173	Spain	22,30
24	Cote d'Ivoire (Ivory Coast)	77,67	74	Israel	46,13	124	Brazil	31,20	174	Slovakia	22,09
25	Guinea	77,39	75	Dominican Republic	45,98	125	Iceland	30,69	175	Bulgaria	21,92
26	Sierra Leone	76,02	76	Paraguay	45,78	126	New Zealand	30,45	176	Malta	21,81
27	South Sudan	75,93	77	Algeria	45,40	127	Trinidad and Tobago	29,80	177	Greece	21,74
28	Liberia	75,84	78	Mongolia	44,75	128	Chile	29,62	178	Poland	21,66
29	Togo	74,81	79	Nicaragua	44,31	129	Korea, North	29,50	179	Channel Islands	21,56
30	Guinea-Bissau	74,77	80	Guyana	44,14	130	Armenia	29,10	180	Japan	21,45
31	Zimbabwe	73,62	81	South Africa	44,14	131	Georgia	29,09	181	Moldova	21,45
32	Sudan	73,38	82	Ecuador	44,12	132	France	29,07	182	Hungary	21,33
33	Madagascar	73,03	83	Fiji	43,60	133	Australia	29,03	183	Italy	21,30
34	Ethiopia	72,52	84	Kazakhstan	42,91	134	Bahamas, The	28,99	184	Austria	21,12
35	Iraq	71,61	85	Bangladesh	42,64	135	Barbados	28,89	185	Portugal	21,02
36	Kenya	71,18	86	El Salvador	42,54	136	United States	28,80	186	Singapore	20,78
37	Rwanda	70,55	87	Panama	42,33	137	Curacao	28,78	187	Bosnia and Herzegovina	20,39
38	Mauritania	70,13	88	India	41,95	138	Oman	28,76	188	Germany	19,97
39	Yemen	69,84	89	Venezuela	41,94	139	Sweden	28,06	189	Korea, South	18,56
40	Comoros	69,46	90	Peru	41,83	140	United Kingdom	27,77	190	Macau	17,24
41	Palestinian Territories	68,96	91	Libya	41,77	141	Kuwait	27,55	191	Qatar	16,36
42	Solomon Islands	67,38	92	Morocco	41,61	142	Norway	27,17	192	United Arab Emirates	16,36
43	Ghana	66,31	93	Uzbekistan	41,43	143	Montenegro	26,99	193	Hong Kong	15,91
44	Samoa	63,29	94	Indonesia	40,63	144	Puerto Rico	26,81	194	American Samoa	0,00
45	Swaziland	62,34	95	Mexico	40,12	145	Belgium	26,57	195	Andorra	0,00
46	Equatorial Guinea	62,03	96	Burma (Myanmar)	39,79	146	Saint Lucia	26,45	196	Bermuda	0,00
47	Syria	61,91	97	Grenada	39,70	147	Finland	26,31	197	Cayman Islands	0,00
48	Namibia	61,41	98	Suriname	39,67	148	Mauritius	26,02	198	Dominica	0,00
49	Tonga	61,41	99	Argentina	38,93	149	Aruba	25,96	199	Eritrea	0,00
50	Gabon	60,19	100	Bhutan	38,72	150	Denmark	25,82	200	Faroe Islands	0,00

África

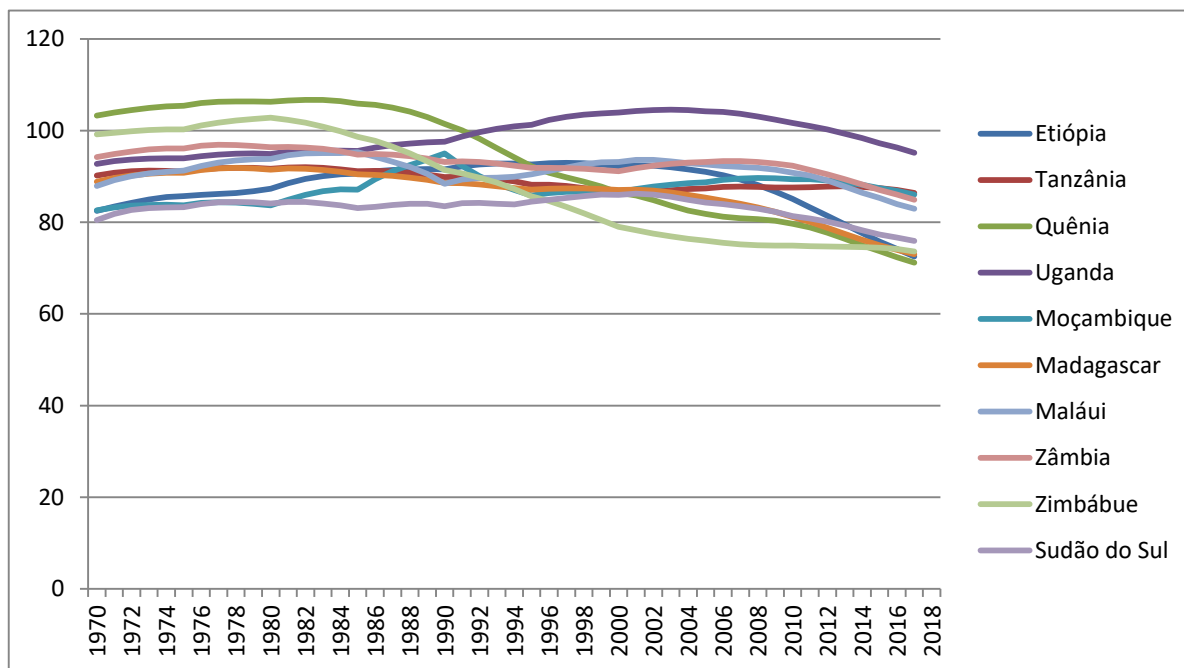
África Central



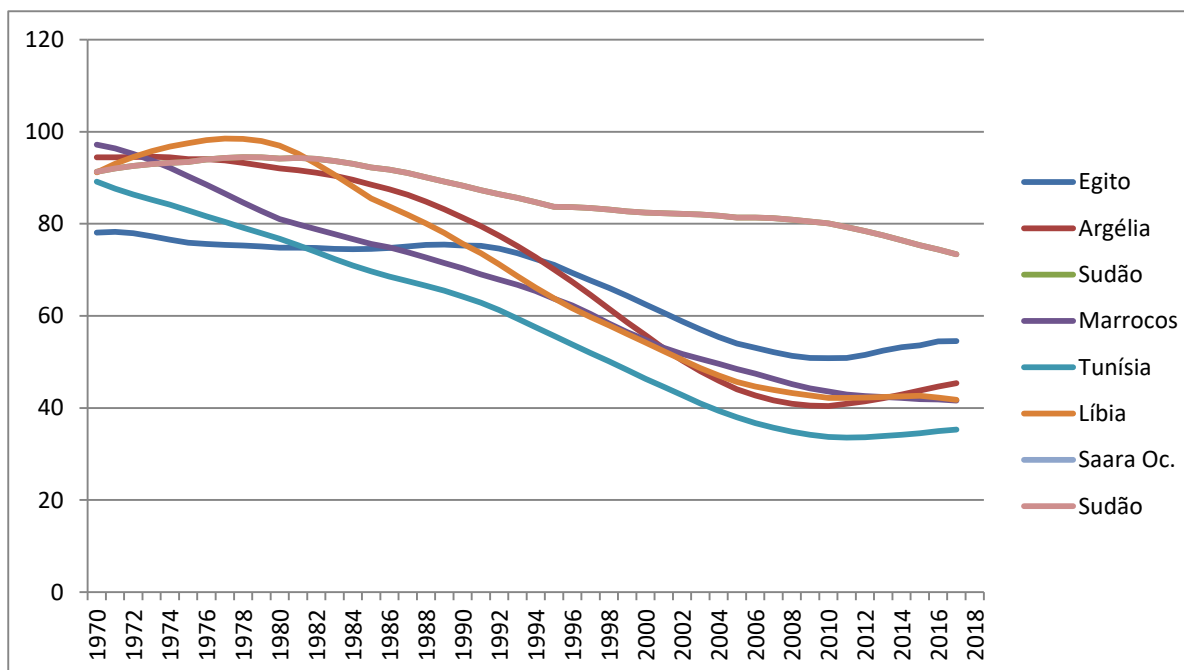
África Meridional



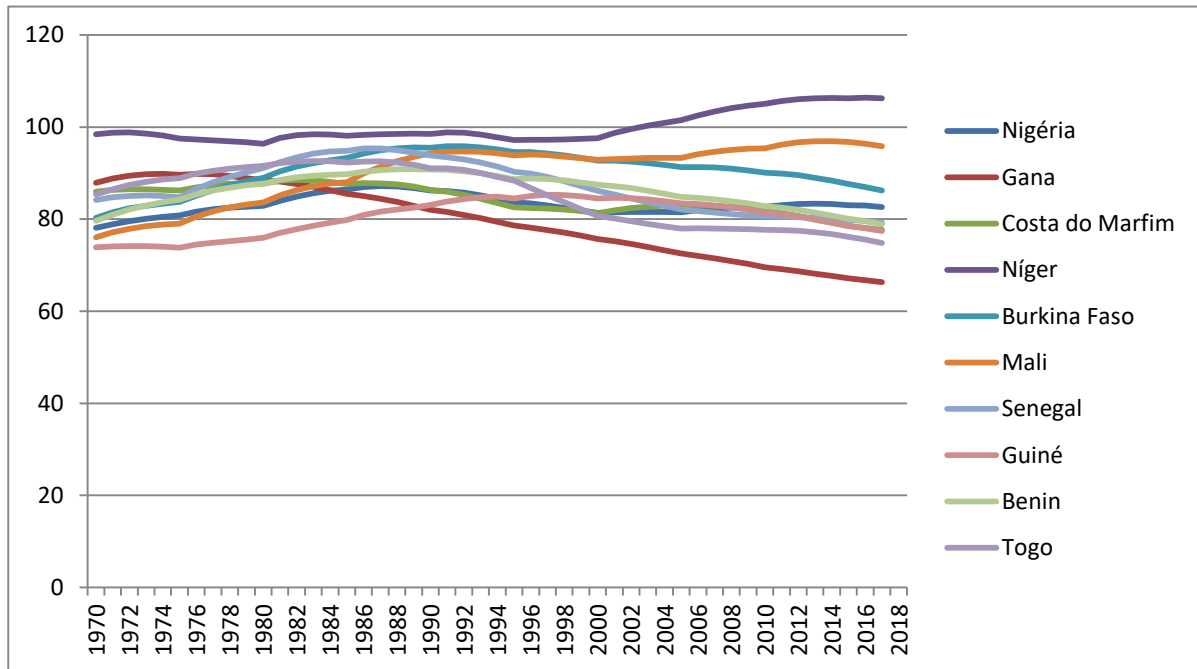
Leste da África



Norte da África

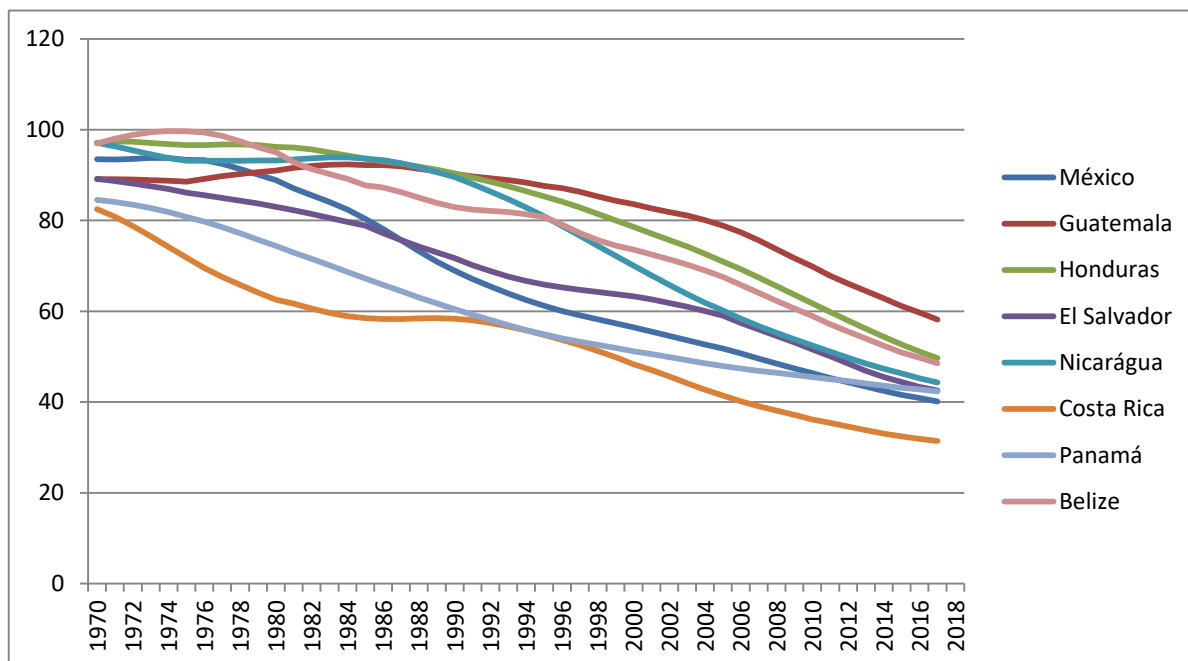


Oeste da África

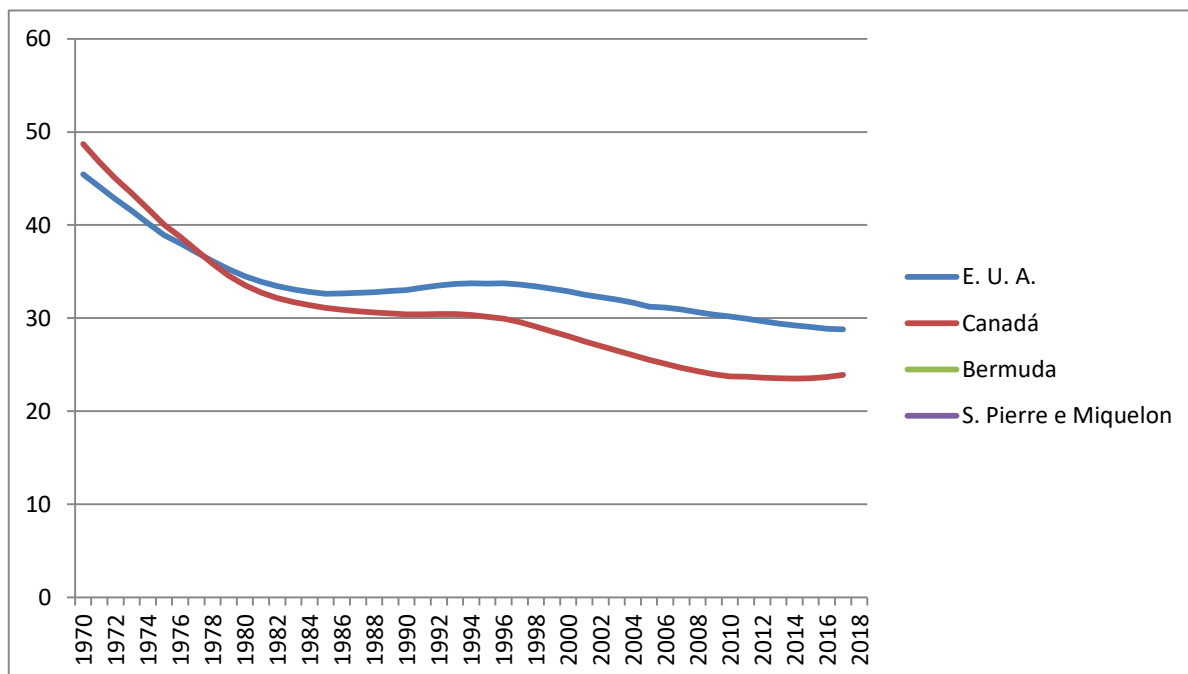


Américas

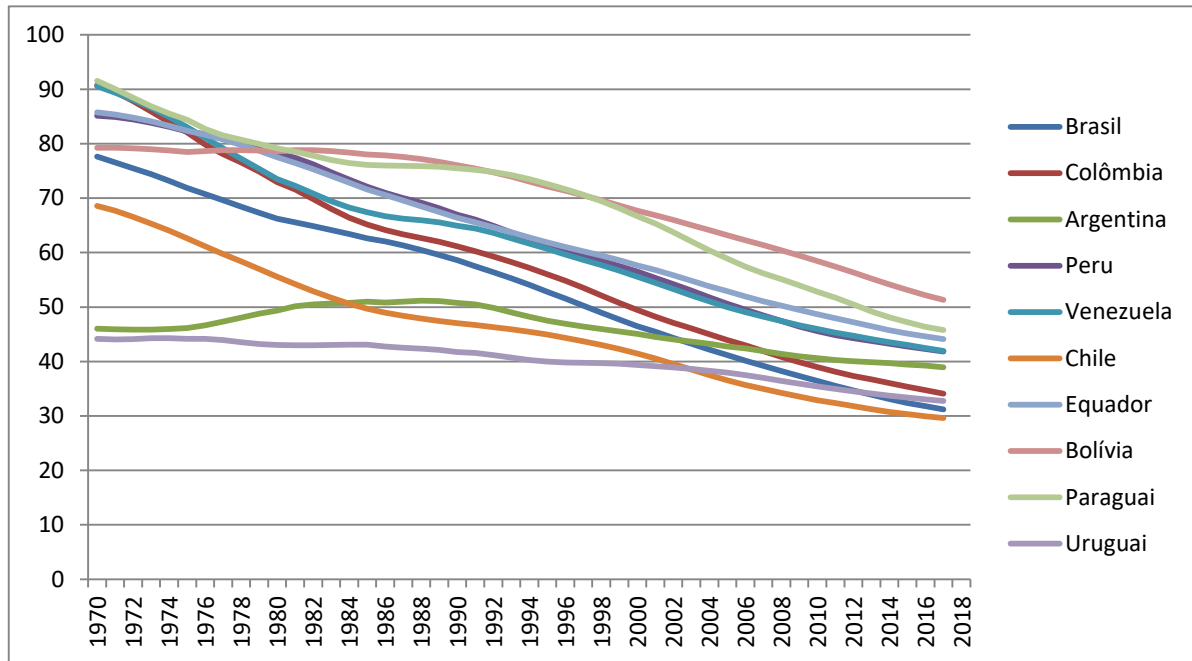
América Central



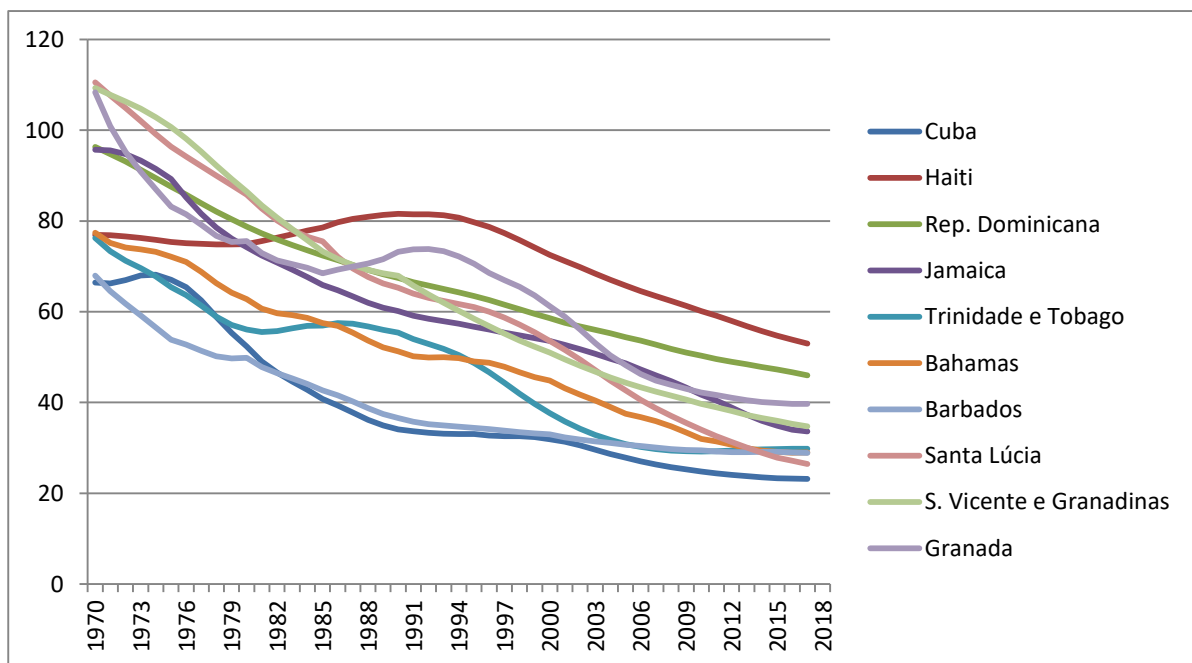
América do Norte



América do Sul

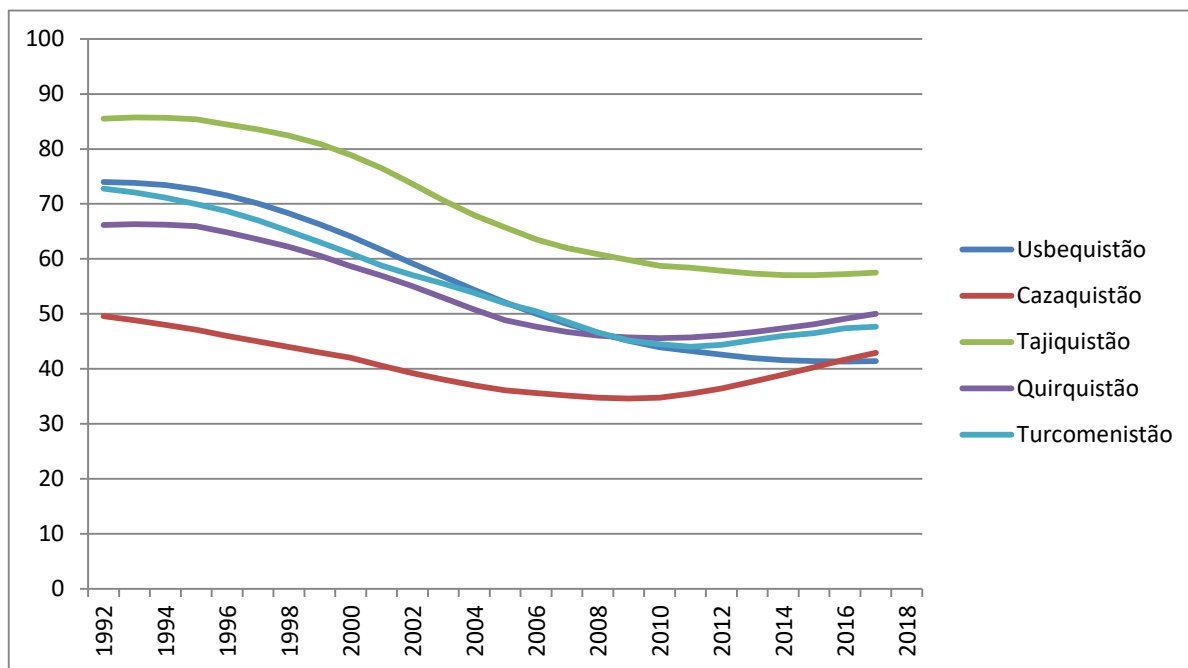


Caribe

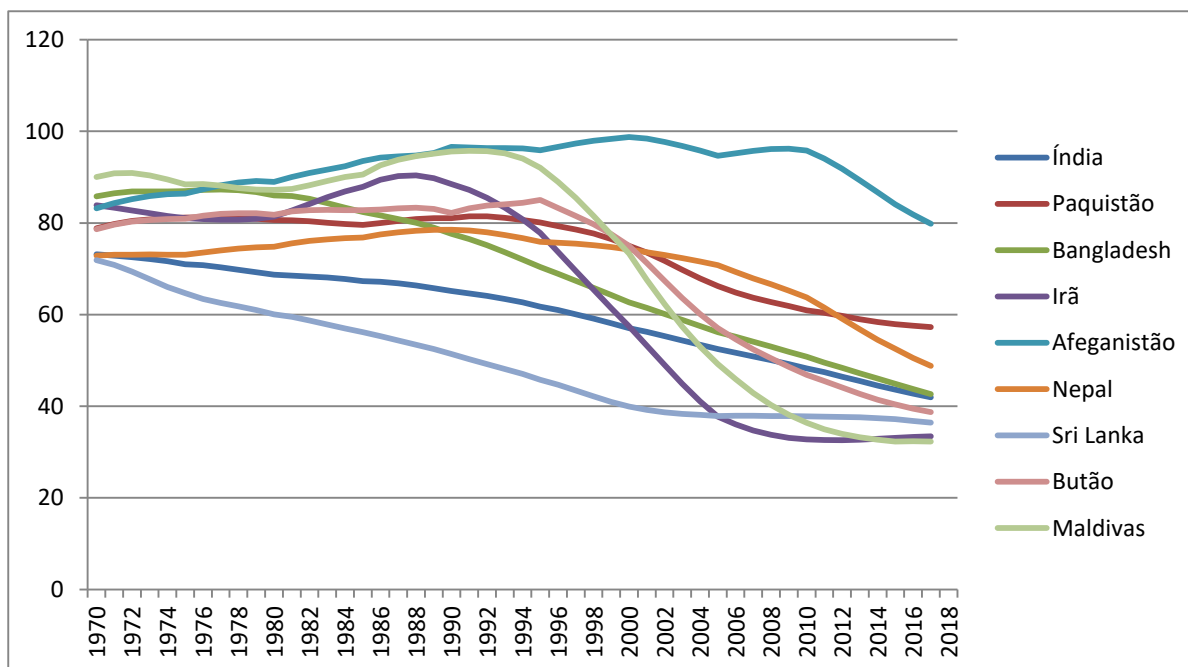


Ásia

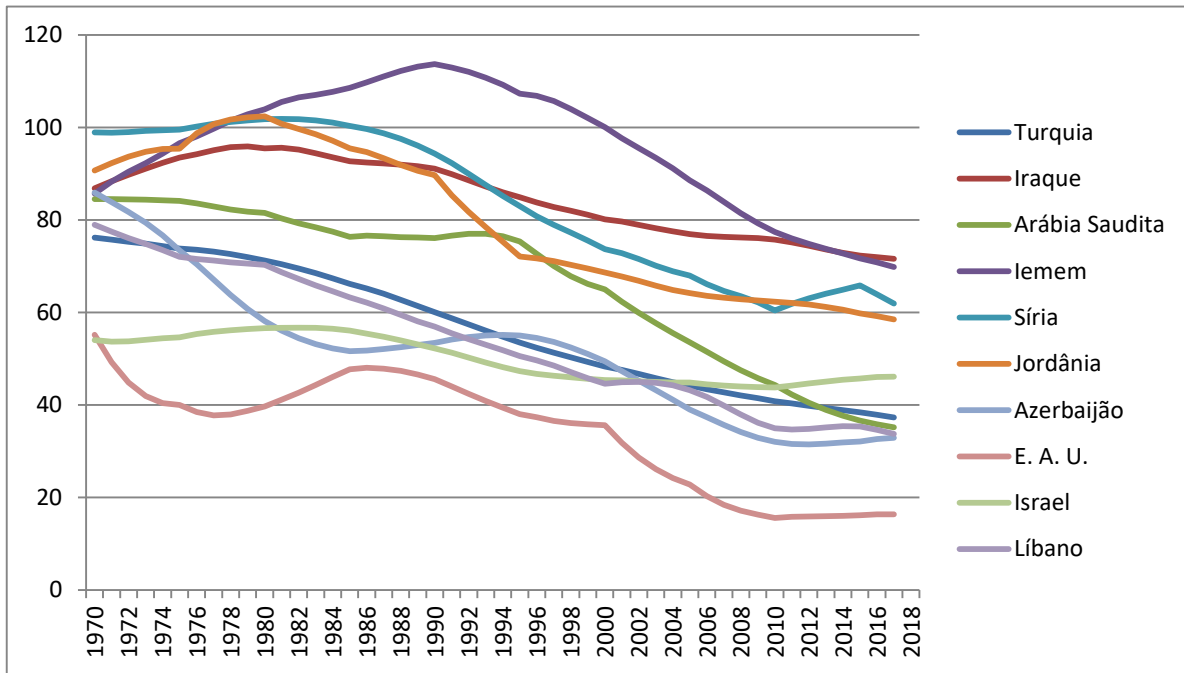
Ásia Central



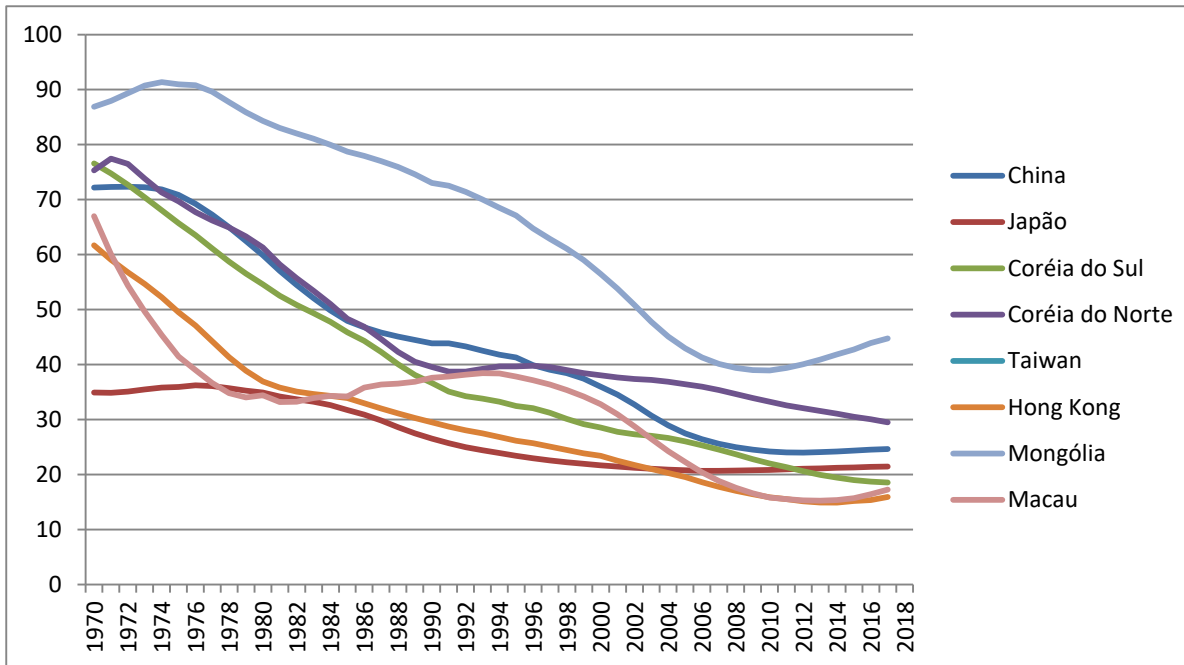
Ásia Meridional



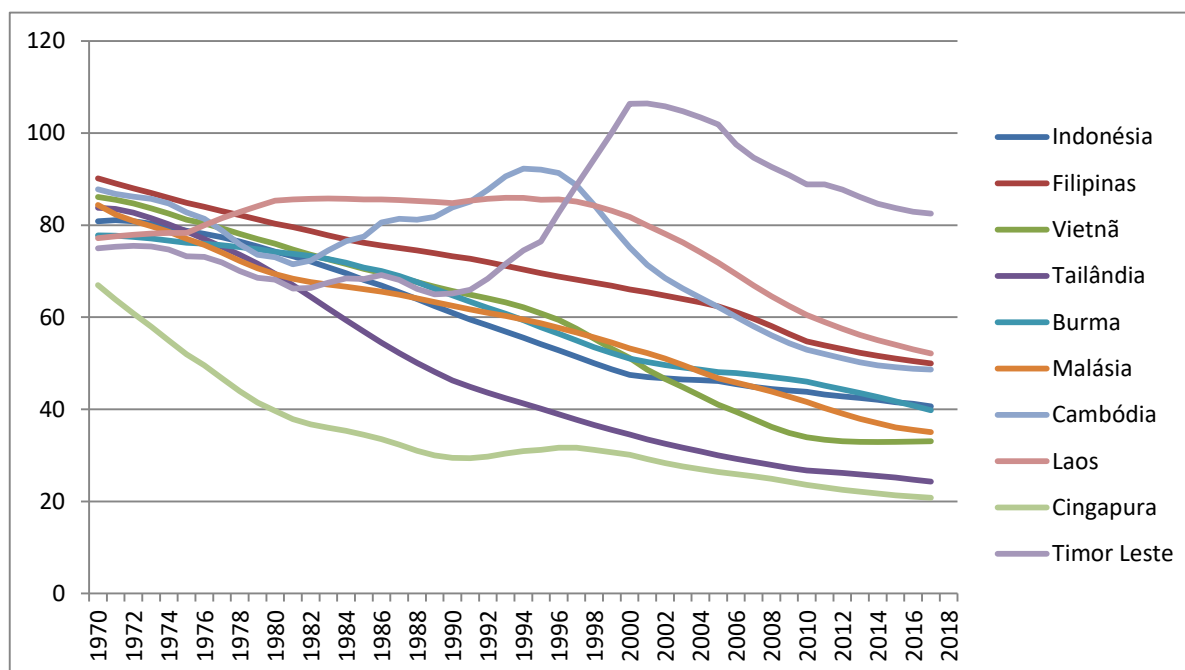
Oriente Médio



Ásia Oriental

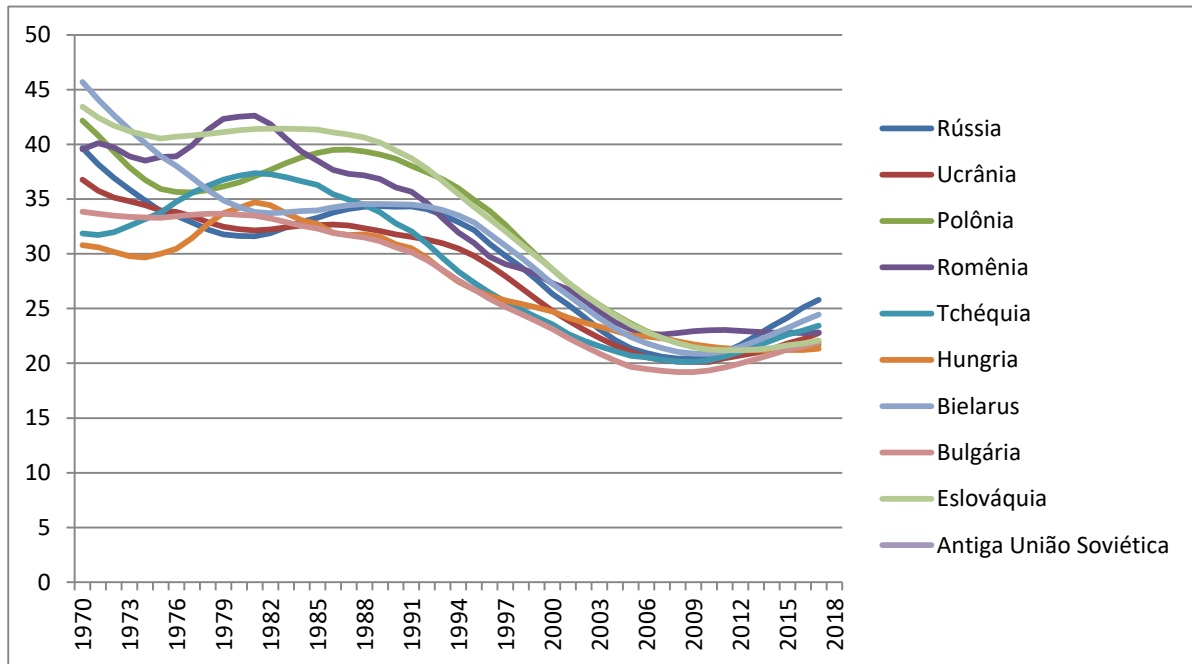


Sudeste Asiático

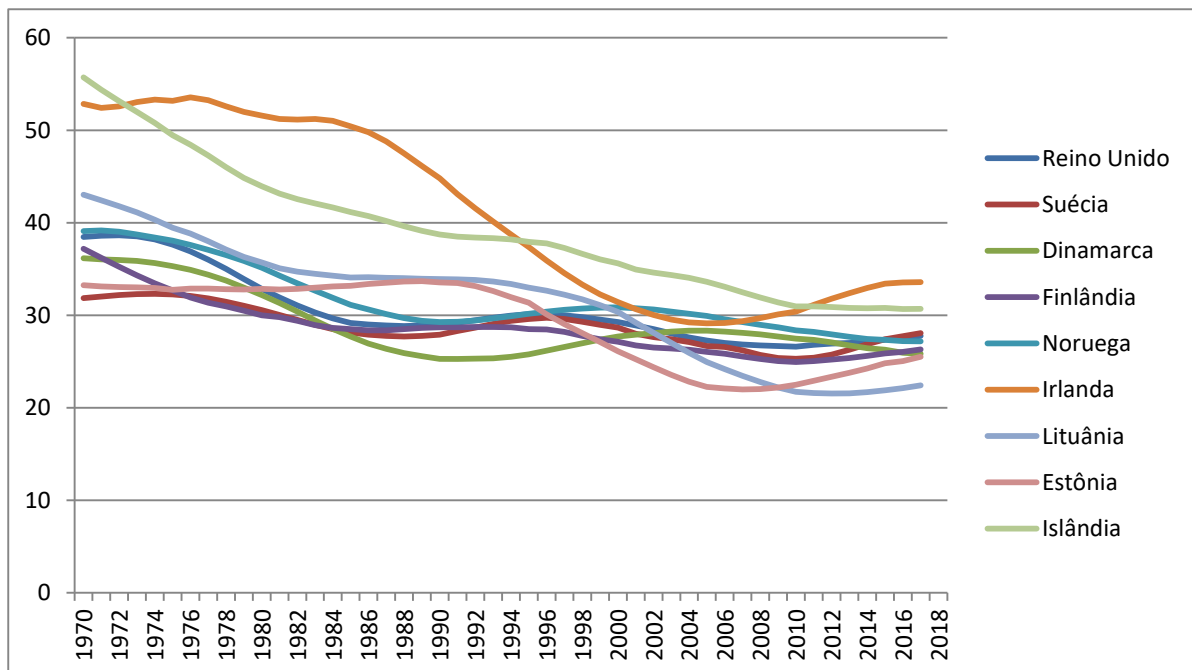


Europa

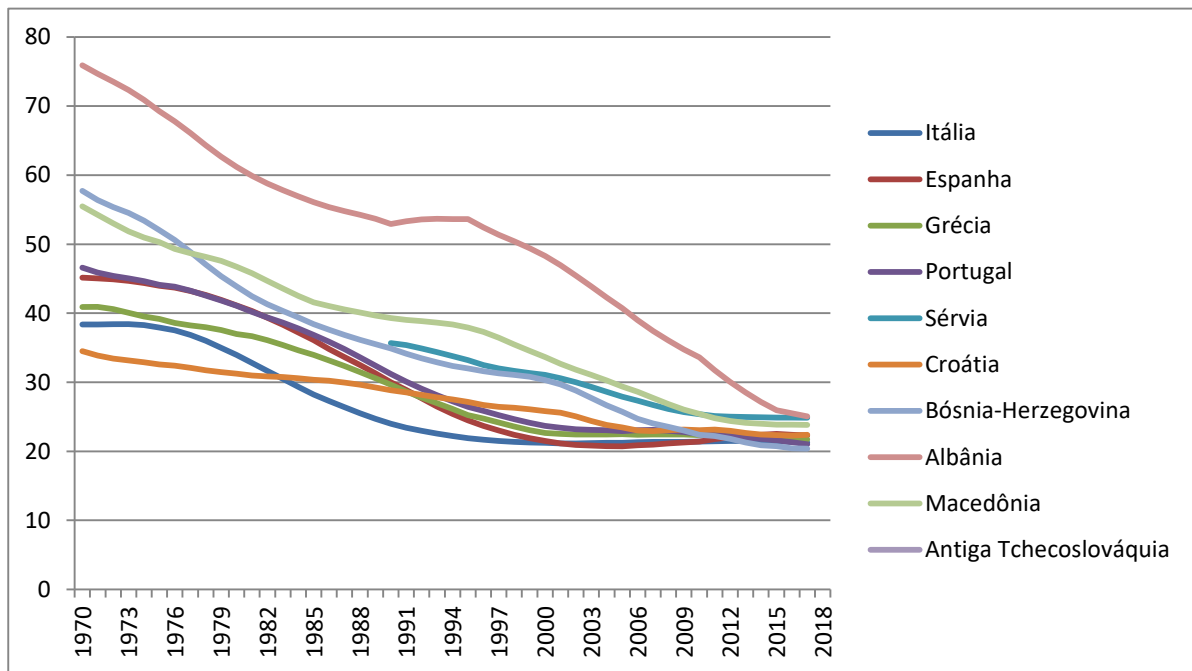
Leste Europeu



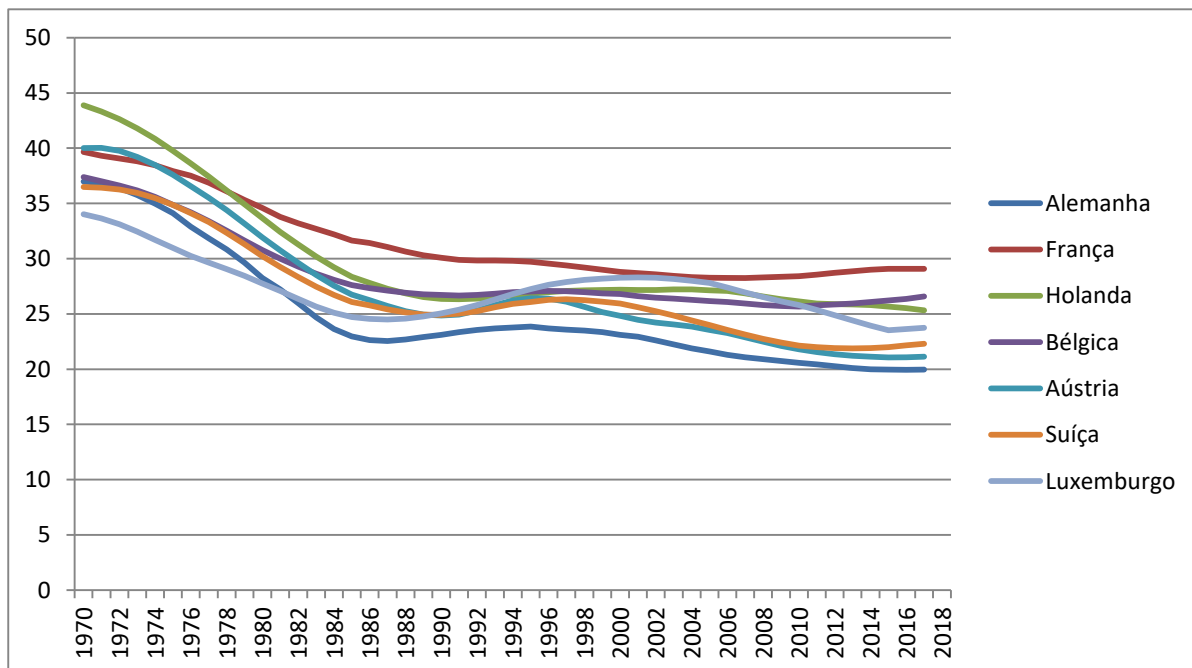
Europa Setentrional



Europa Meridional

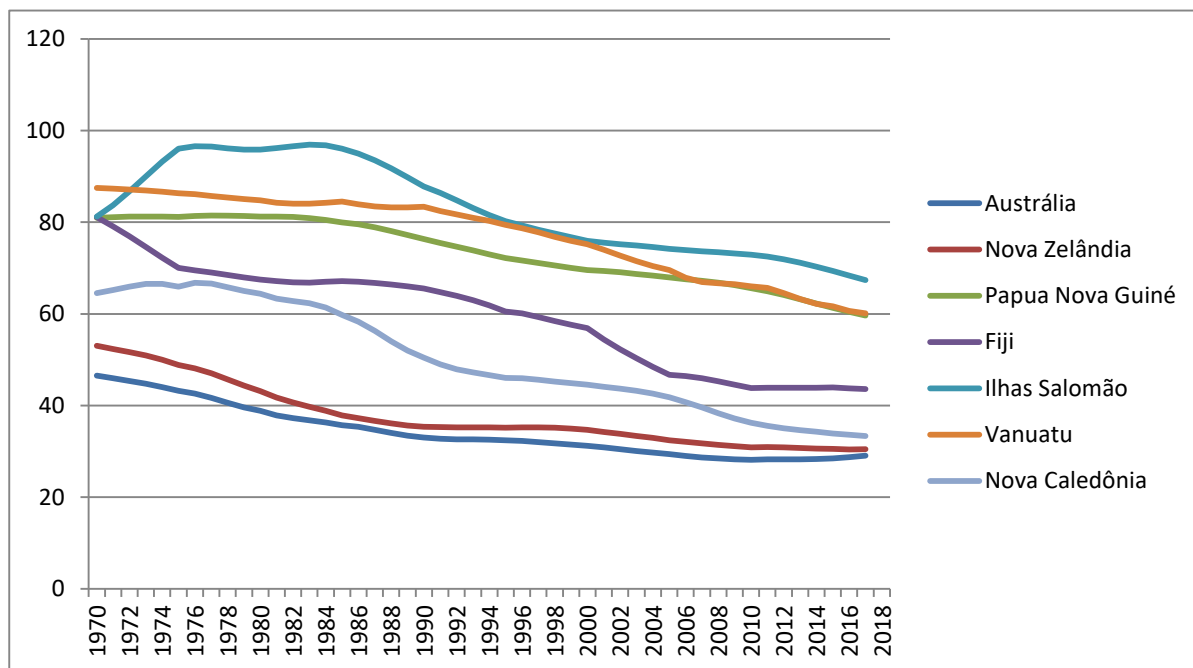


Europa Ocidental

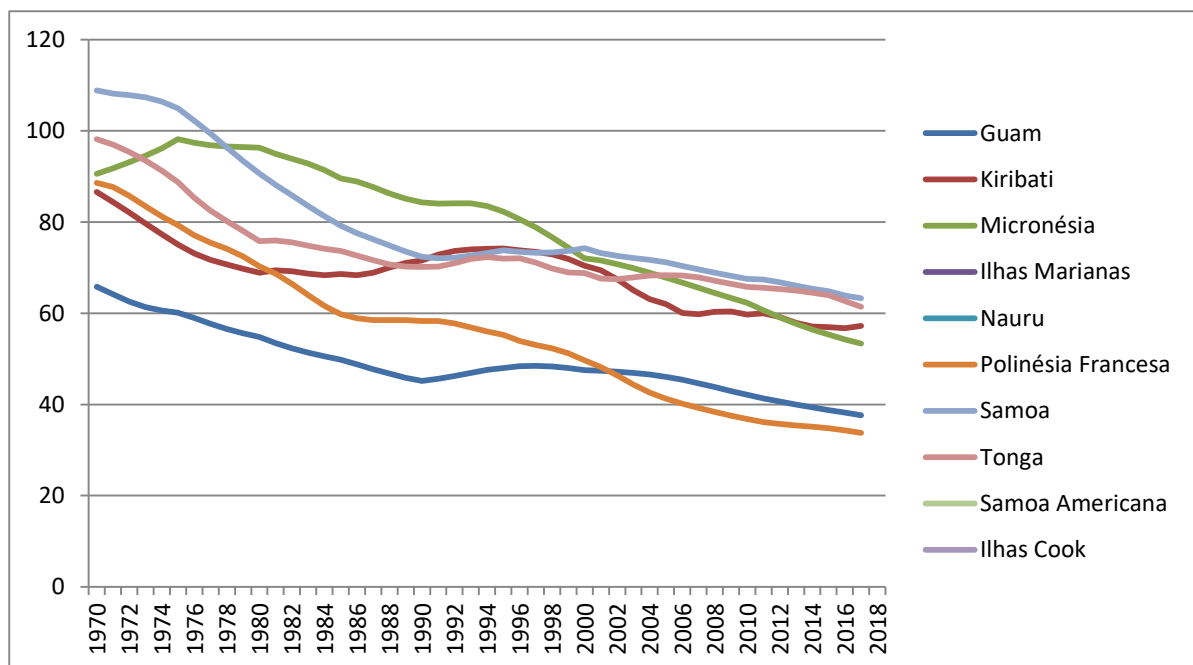


Oceania

Austrália e Melanésia



Micronésia e Polinésia



Referências

BP Global (BP). BP Statistical Review of World Energy. Disponível online em:
<https://www.bp.com/en/global/corporate/energy-economics/statistical-review-of-world-energy/downloads.html>

Energy Information Administration (EIA). International Energy Statistics. Disponível online em:
<https://www.eia.gov/beta/international/data/browser/#/?c=4100000020000600000000000000g000200000000000001&vs=INTL.44-1-AFRC-QBTU.A&vo=0&v=H&end=2015>

International Monetary Fund (IMF). World Economic Outlook – Database. October 2018 Disponível online em: <https://www.imf.org/external/pubs/ft/weo/2018/02/weodata/weoselgr.aspx>

Stockholm International Peace Research Institute (SIPRI). SIPRI Military Expenditure Database. Disponível online em: <https://www.sipri.org/databases/milex>

United Nations Conference on Trade and Development (UNCTAD). UNCTADSTAT. Disponível online em: http://unctadstat.unctad.org/wds/ReportFolders/reportFolders.aspx?sCS_ChosenLang=en

World Development Indicators (WDI). The World Bank Databank. Disponível online em: <http://databank.worldbank.org/data/reports.aspx?source=World-Development-Indicators>