



Observatório de dados internacionais

Comparação entre países

**Percentual da indústria em relação ao PIB
(em % do PIB)**

Coordenação: Prof. Thiago Periard

Departamento de Ciências Econômicas



**Universidade Federal
de São João del-Rei**

Sobre o DataObs

O Observatório de dados internacionais – DataObs - é um projeto de pesquisa destinado a levantar, organizar e disponibilizar a mais ampla gama possível de dados internacionais disponíveis nos principais organismos internacionais. Com isto o projeto espera contribuir para uma melhor compreensão da realidade socioeconômica mundial, sendo uma ferramenta útil para uma discussão baseada em fatos.

Sobre este relatório

Este relatório apresenta a evolução histórica de uma variável nos 170 países de maior população do mundo. Com isto espera-se disponibilizar uma ferramenta de fácil acesso para comparações entre países.

Equipe do Projeto

Coordenação: Prof. Thiago Periard do Amaral

Colaboração : Prof. Norberto Martins Vieira

Marcos Vinicius Barbosa – Estudante de Ciências Econômicas da UFSJ

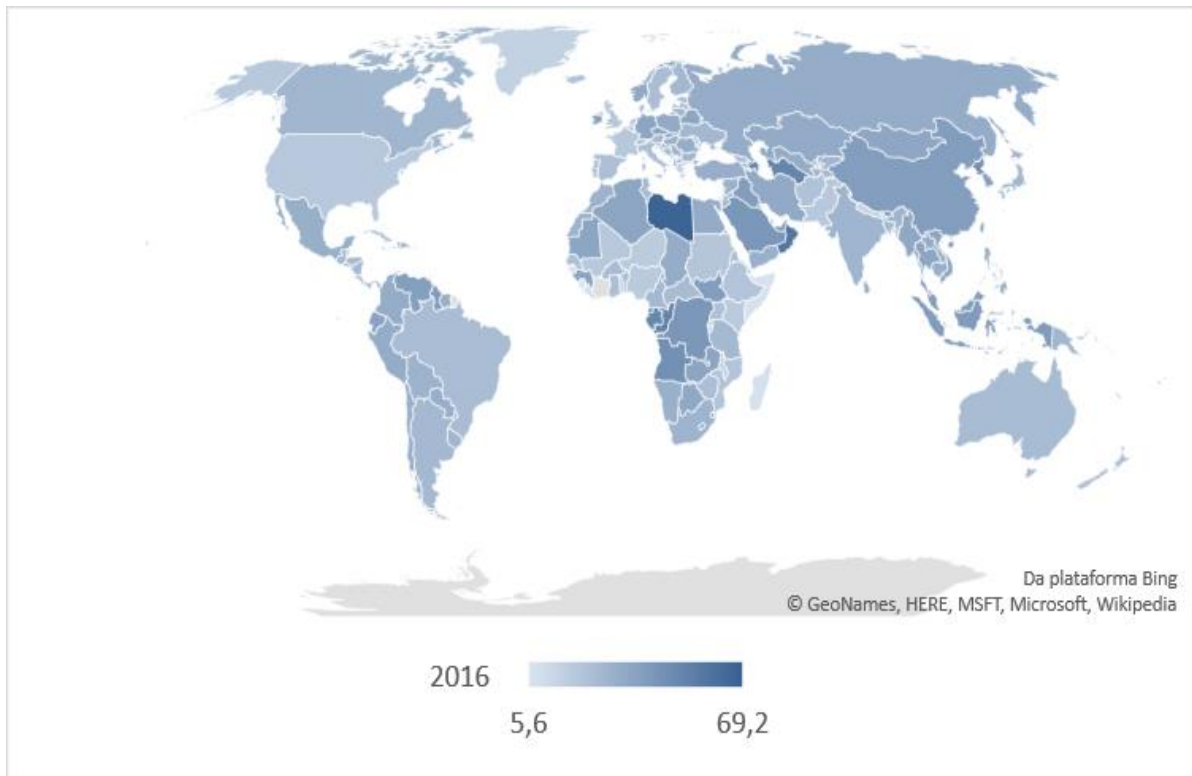
Contato

www.dataobs.com.br
contato@dataobs.com.br

Índice

1 - Visão geral da amostra	pág. 4
2 - África	pág. 6
3 - Américas	pág. 10
4 - Ásia	pág. 13
5 - Europa	pág. 17
6 - Oceania	pág. 20
7 - Referências	pág. 22

Mapa

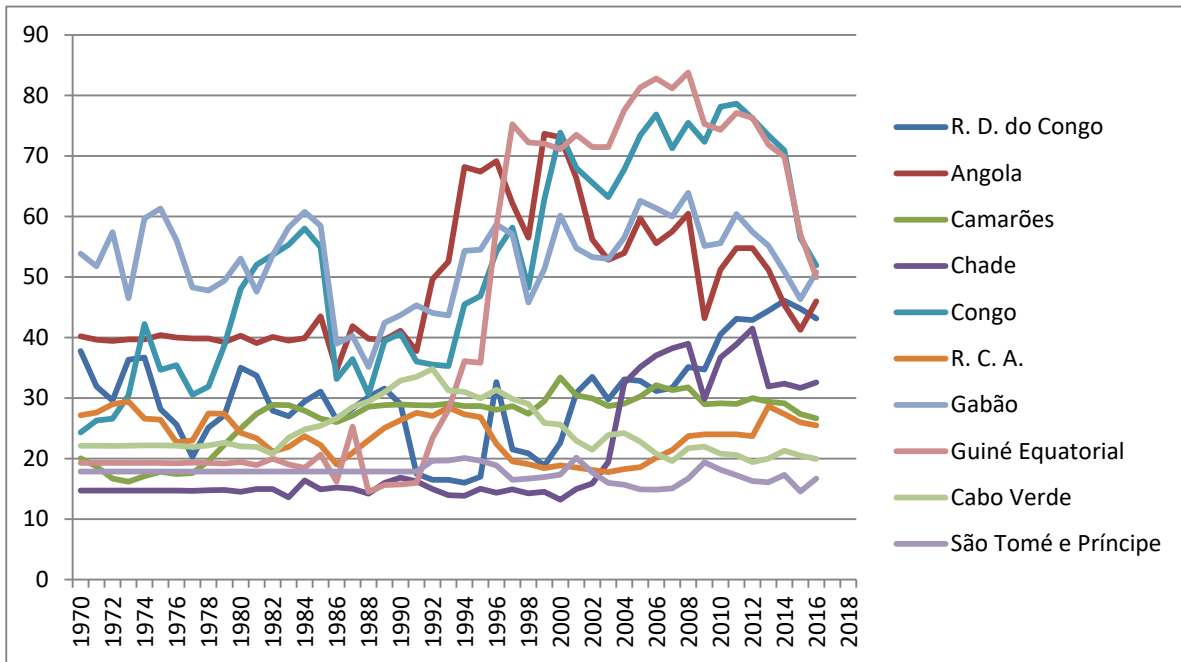


Ranking

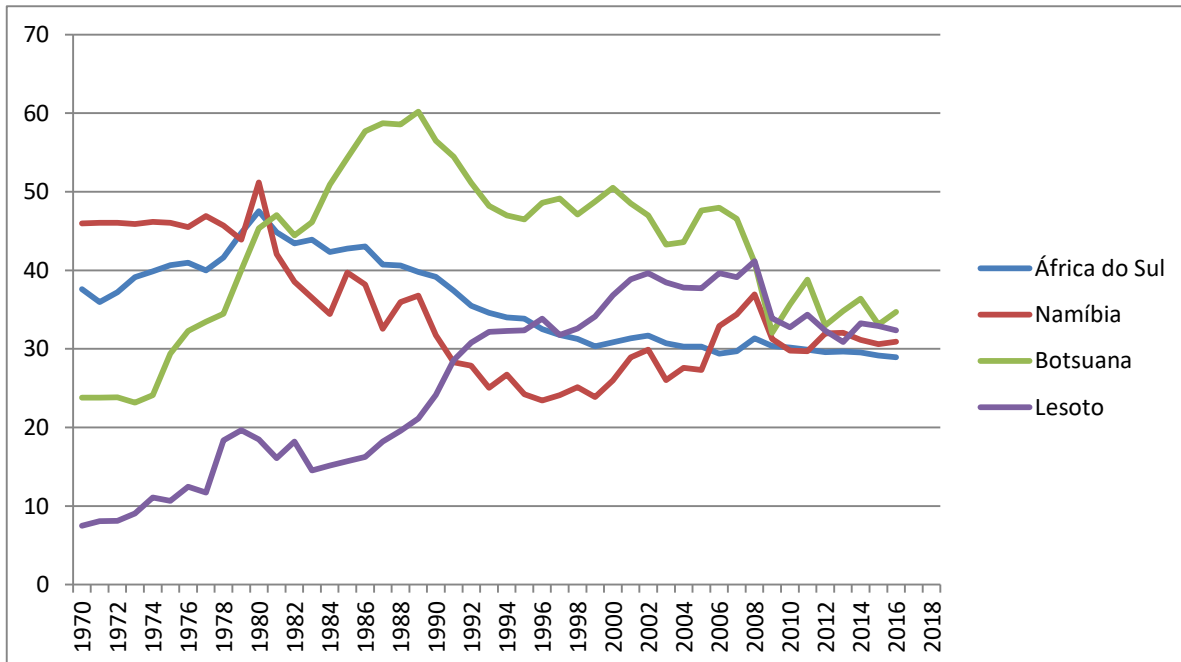
Rank	Country	Value	Rank	Country	Value	Rank	Country	Value	Rank	Country	Value
1	Timor-Leste (East Timor)	69,19	51	Kazakhstan	33,65	101	Nicaragua	26,80	151	France	19,55
2	Libya	67,11	52	Egypt	32,89	102	Argentina	26,68	152	Tonga	19,39
3	Kuwait	58,76	53	Uzbekistan	32,86	103	Guatemala	26,68	153	United States	19,33
4	Nauru	58,47	54	Cote d'Ivoire (Ivory Coast)	32,82	104	Cameroon	26,62	154	Mali	19,19
5	Oman	58,26	55	Colombia	32,59	105	Honduras	26,57	155	Pakistan	19,16
6	Brunei	56,46	56	Chad	32,59	106	Croatia	26,35	156	Montenegro	19,13
7	Congo (Brazzaville)	51,93	57	Peru	32,54	107	New Caledonia	26,19	157	Kenya	18,47
8	Azerbaijan	51,33	58	Laos	32,51	108	Singapore	26,14	158	Nigeria	18,37
9	Turkmenistan	50,96	59	Russia	32,42	109	Tunisia	25,98	159	Niger	18,01
10	Gabon	50,79	60	Romania	32,38	110	Switzerland	25,92	160	Belize	17,99
11	Equatorial Guinea	49,97	61	Lesotho	32,35	111	Burkina Faso	25,70	161	Rwanda	17,65
12	Qatar	49,68	62	Slovenia	32,31	112	Australia	25,67	162	Fiji	17,52
13	Korea, North	47,22	63	Turkey	31,98	113	El Salvador	25,50	163	Saint Vincent/Grenadines	17,41
14	Angola	46,01	64	Suriname	31,84	114	Central African Republic	25,47	164	Togo	17,32
15	Bhutan	43,46	65	Paraguay	31,63	115	Georgia	24,94	165	Sao Tome and Principe	16,67
16	Congo (Kinshasa)	43,15	66	Cambodia	31,31	116	Brazil	24,83	166	Malawi	16,37
17	Saudi Arabia	43,06	67	Chile	31,29	117	Sweden	24,54	167	Greece	16,33
18	Indonesia	40,77	68	Mexico	31,29	118	Zimbabwe	24,32	168	Barbados	15,48
19	Guyana	40,31	69	Serbia	31,07	119	Ghana	24,24	169	Aruba	15,37
20	United Arab Emirates	40,16	70	Yemen	31,04	120	Benin	24,10	170	Burundi	15,25
21	Malaysia	40,15	71	Namibia	30,90	121	Italy	23,90	171	Solomon Islands	15,22
22	China	39,96	72	Philippines	30,87	122	Albania	23,70	172	Greenland	15,22
23	Bahrain	39,82	73	Hungary	30,50	123	Eritrea	23,53	173	Grenada	15,12
24	Iraq	39,80	74	Syria	30,19	124	Denmark	23,48	174	Guinea-Bissau	14,74
25	South Sudan	39,80	75	Tajikistan	29,64	125	Spain	23,47	175	Anguilla	14,27
26	Ireland	39,32	76	Sri Lanka	29,59	126	Senegal	23,35	176	Kiribati	14,19
27	Venezuela	39,16	77	Morocco	29,55	127	New Zealand	22,99	177	Nepal	14,16
28	Korea, South	38,56	78	Bolivia	29,32	128	Cuba	22,91	178	Gambia, The	13,82
29	Haiti	37,99	79	South Africa	28,93	129	Samoa	22,71	179	Malta	13,76
30	Trinidad and Tobago	37,79	80	India	28,85	130	Uganda	22,70	180	Dominica	13,65
31	Czech Republic	37,60	81	Bangladesh	28,77	131	Palestinian Territories	22,53	181	Saint Lucia	13,50
32	Ecuador	37,27	82	Lithuania	28,70	132	Iceland	22,40	182	Montserrat	12,93
33	Guinea	36,91	83	Canada	28,51	133	Portugal	22,21	183	Luxembourg	12,91
34	Swaziland	36,87	84	Dominican Republic	28,48	134	Belgium	22,15	184	Bahamas, The	12,81
35	Vietnam	36,37	85	Macedonia	28,42	135	Afghanistan	22,02	185	Seychelles	12,57
36	Algeria	36,13	86	Kyrgyzstan	28,32	136	Jamaica	21,89	186	French Polynesia	11,80
37	Mauritania	36,13	87	Bulgaria	28,31	137	Djibouti	21,79	187	Comoros	11,79
38	Taiwan	36,12	88	Papua New Guinea	28,07	138	Costa Rica	21,53	188	Cyprus	11,41
39	Belarus	36,12	89	Saint Kitts and Nevis	28,00	139	Latvia	21,52	189	Maldives	11,23
40	Germany	35,86	90	Japan	27,97	140	Mozambique	21,08	190	Lebanon	11,18
41	Thailand	35,82	91	Panama	27,85	141	Ethiopia	21,04	191	Andorra	11,08
42	Zambia	35,75	92	Uruguay	27,85	142	Mauritius	20,91	192	Marshall Islands	10,69
43	Mongolia	35,25	93	Austria	27,74	143	Israel	20,84	193	Burkina Faso and Cocos Islands	10,48
44	Burma (Myanmar)	34,94	94	Jordan	27,37	144	Sudan	20,77	194	Vanuatu	9,59
45	San Marino	34,84	95	Bosnia and Herzegovina	27,22	145	Moldova	20,25	195	Saint Maarten/Dutch part	9,17
46	Slovakia	34,78	96	Finland	27,13	146	United Kingdom	20,17	196	Liberia	8,75
47	Botswana	34,71	97	Ukraine	27,11	147	Netherlands	20,00	197	Palau	8,35
48	Norway	34,62	98	Armenia	26,94	148	Cape Verde	19,93	198	Tuvalu	8,25
49	Iran	34,29	99	Estonia	26,92	149	Antigua and Barbuda	19,84	199	Cook Islands	8,09
50	Poland	33,71	100	Tanzania	26,81	150	Curaçao	19,75	200	Macau	8,04

África

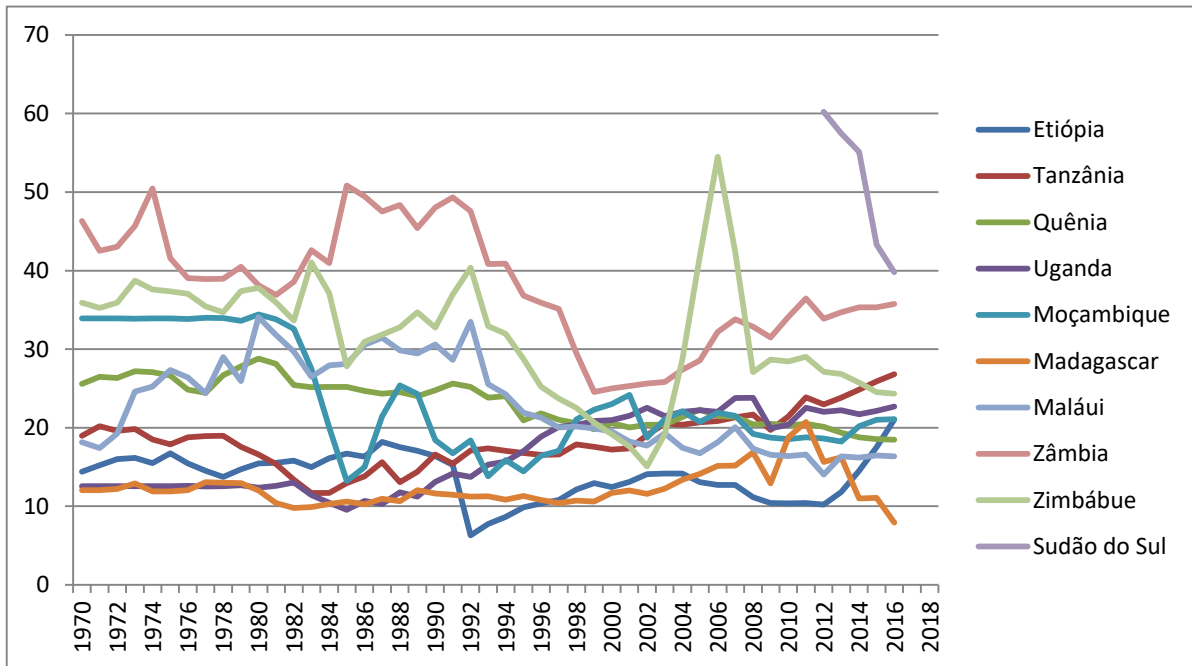
África Central



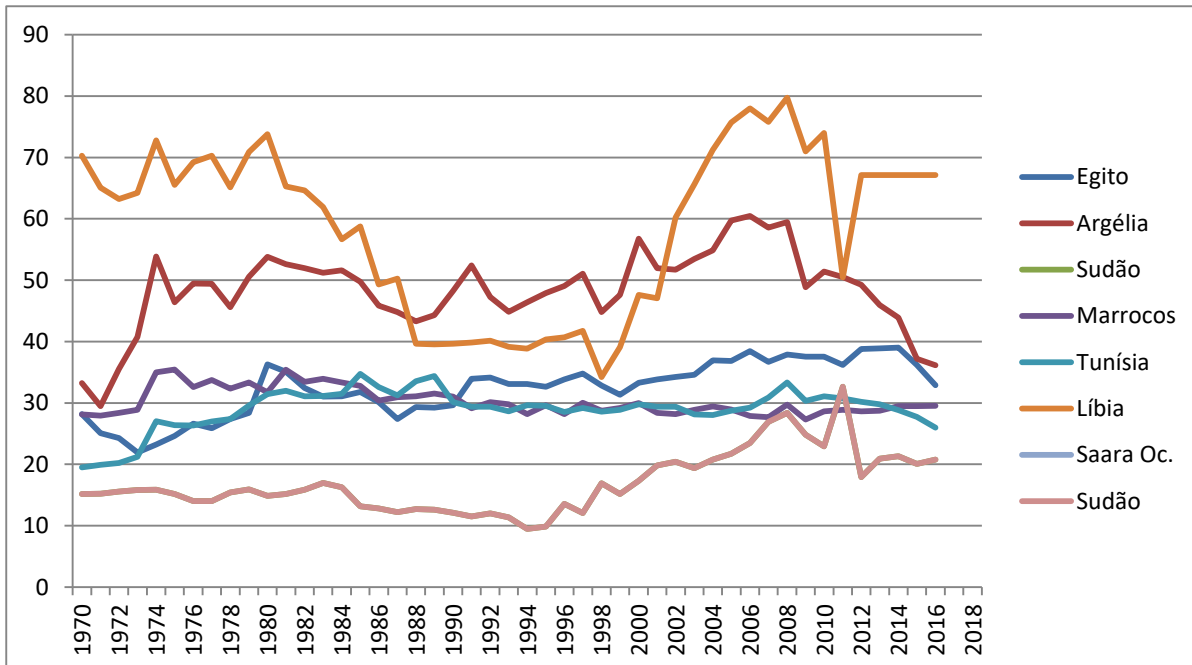
África Meridional



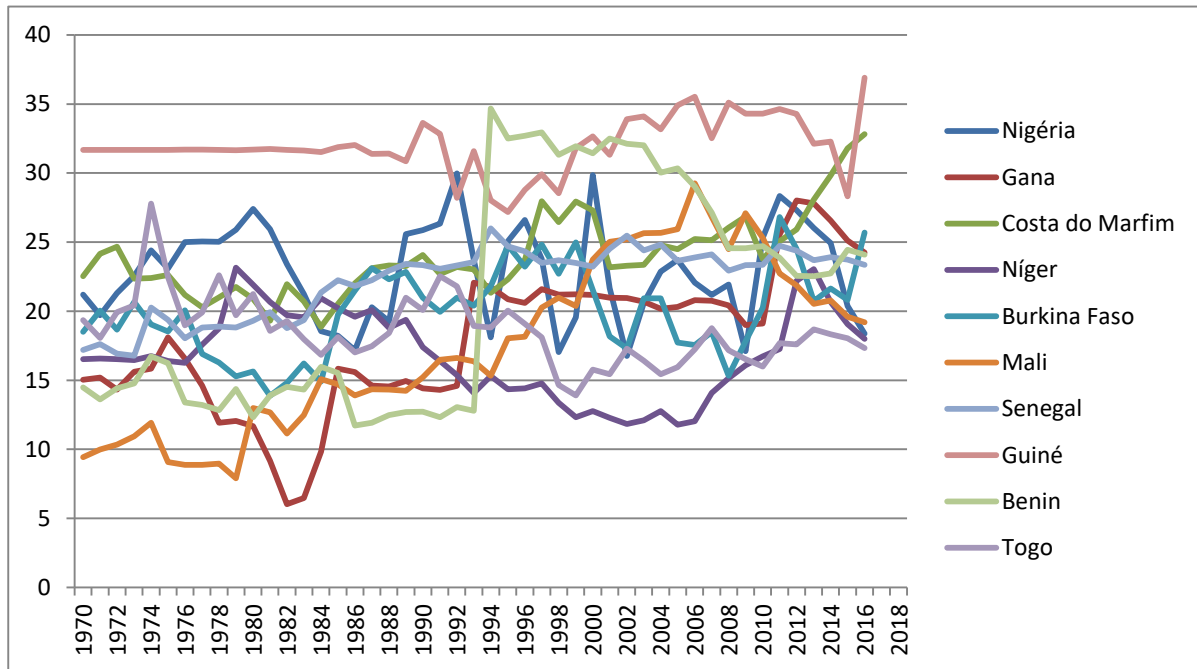
Leste da África



Norte da África

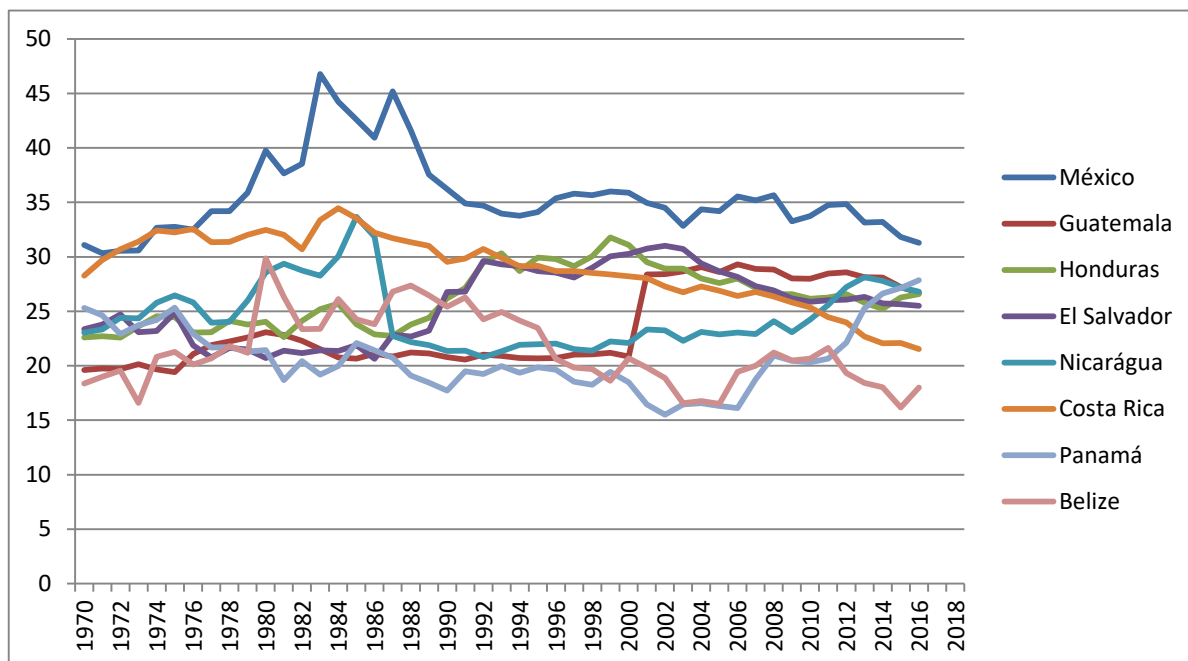


Oeste da África

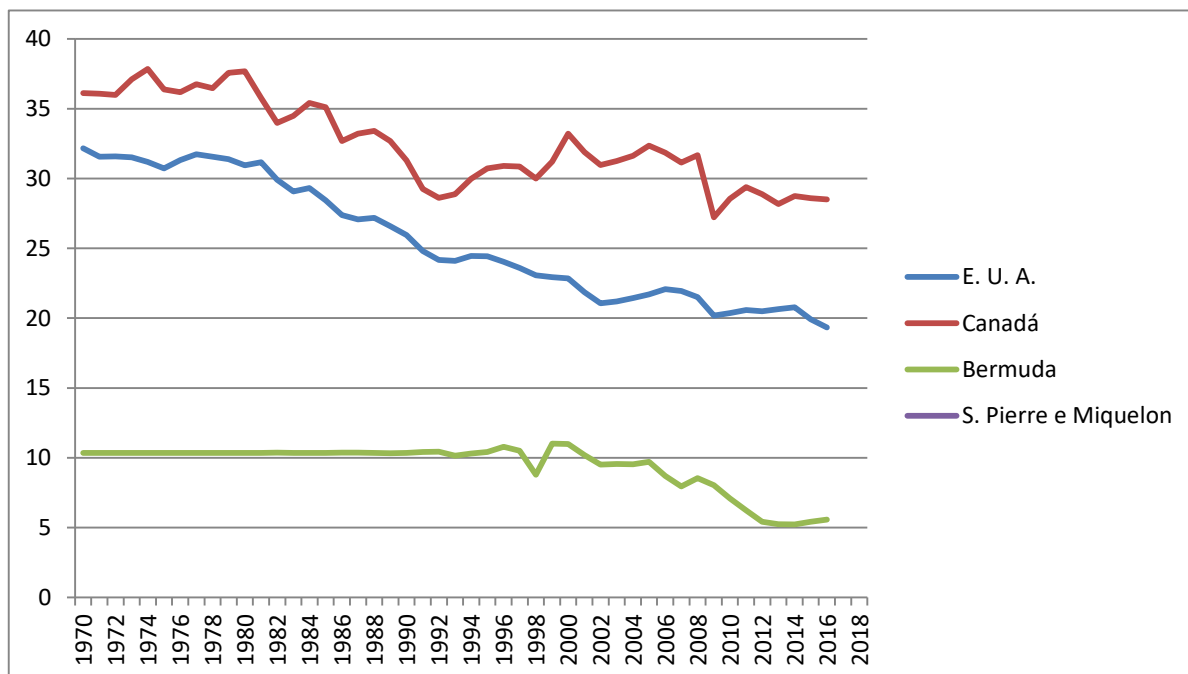


Américas

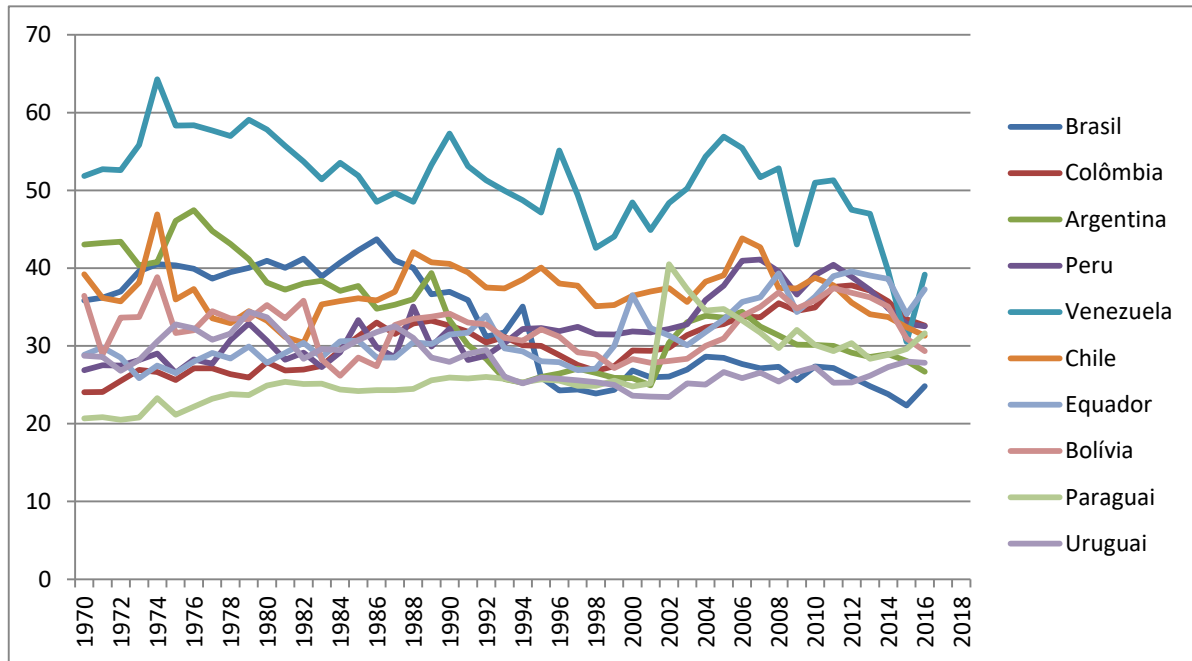
América Central



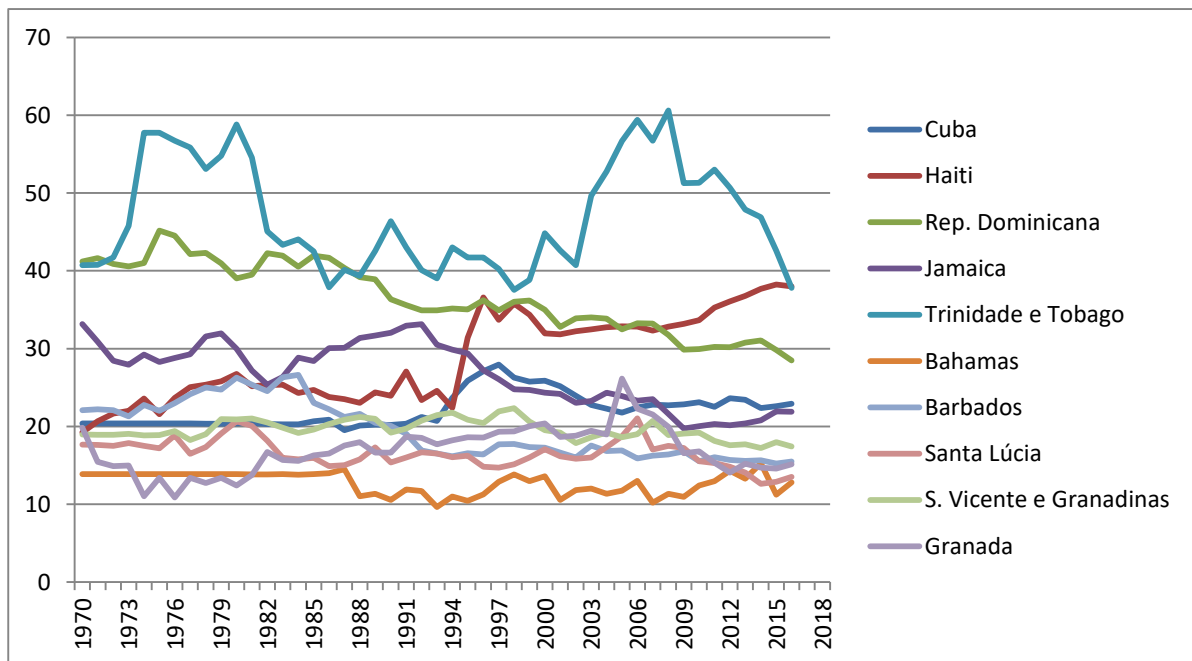
América do Norte



América do Sul

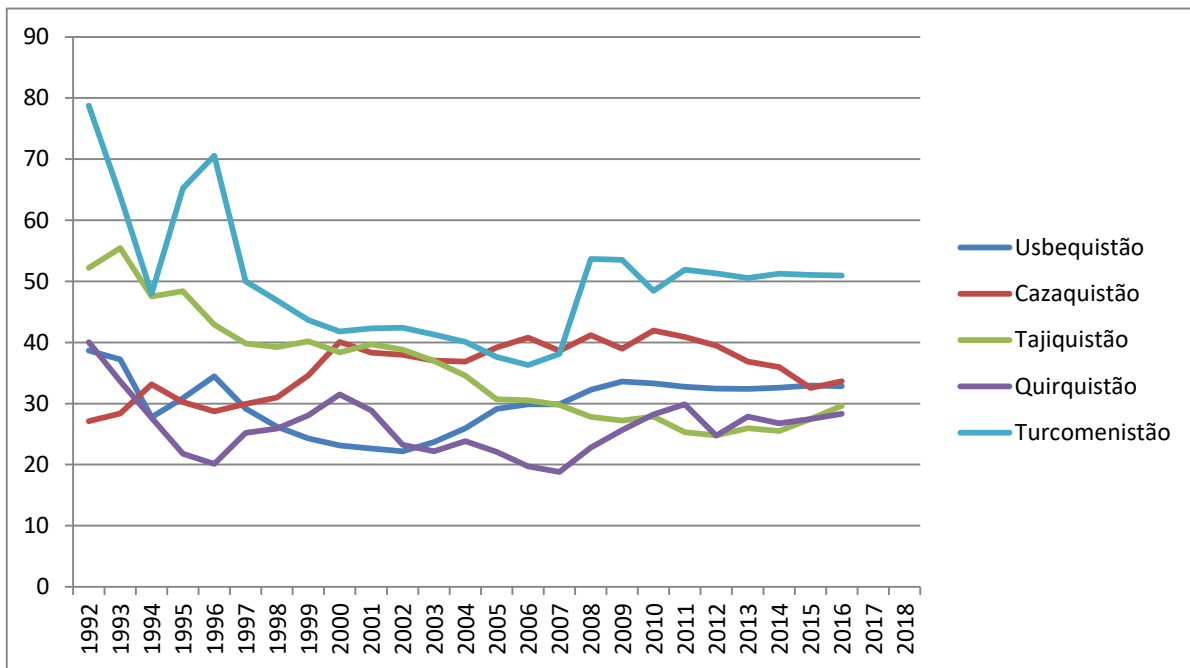


Caribe

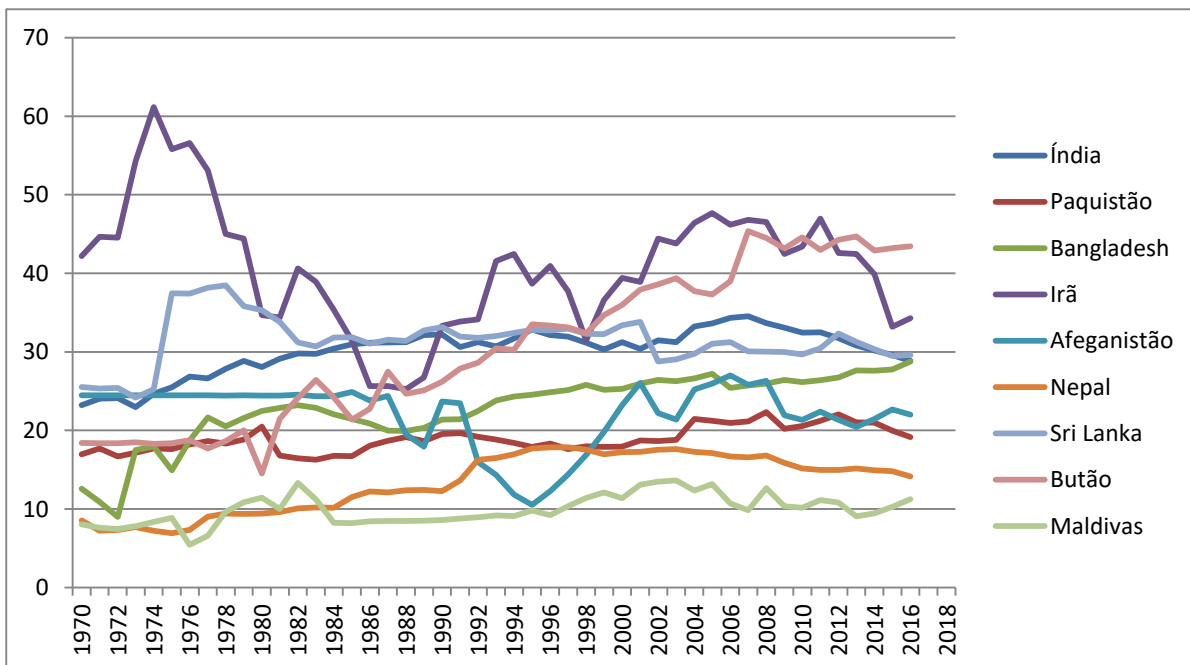


Ásia

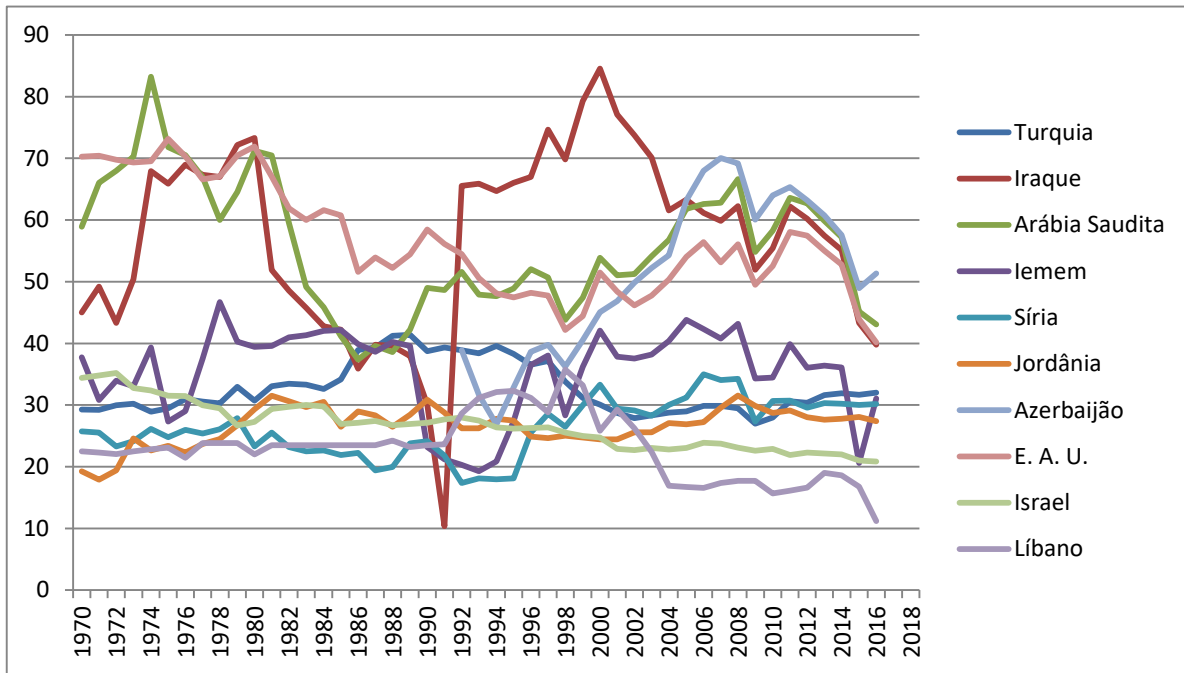
Ásia Central



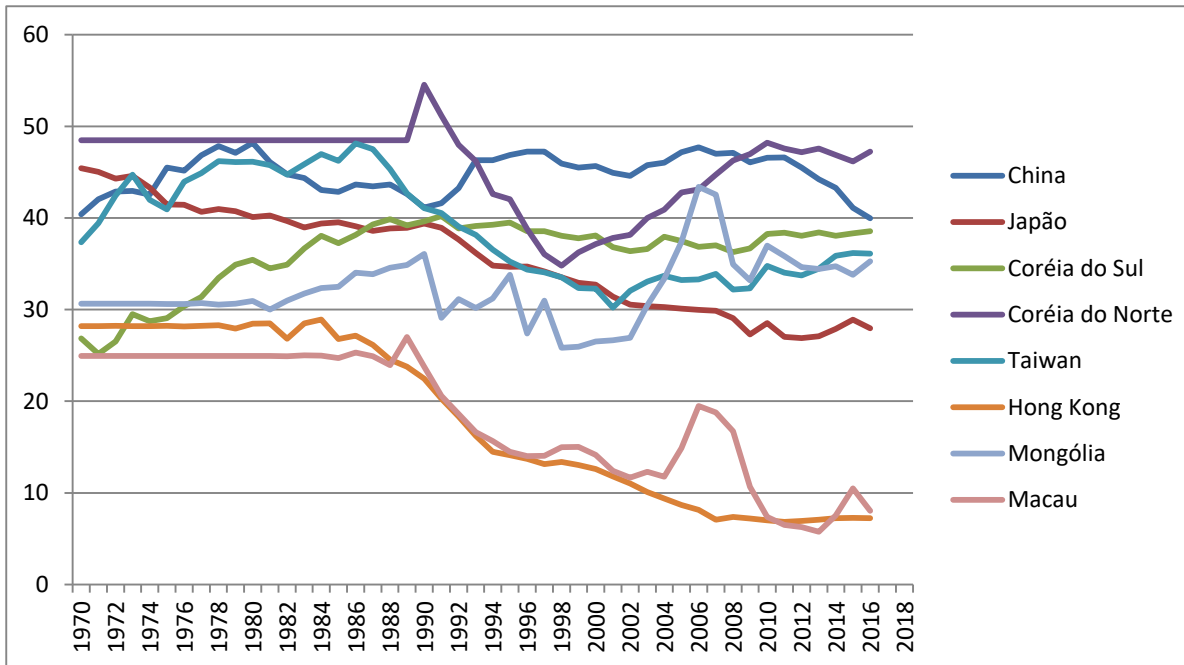
Ásia Meridional



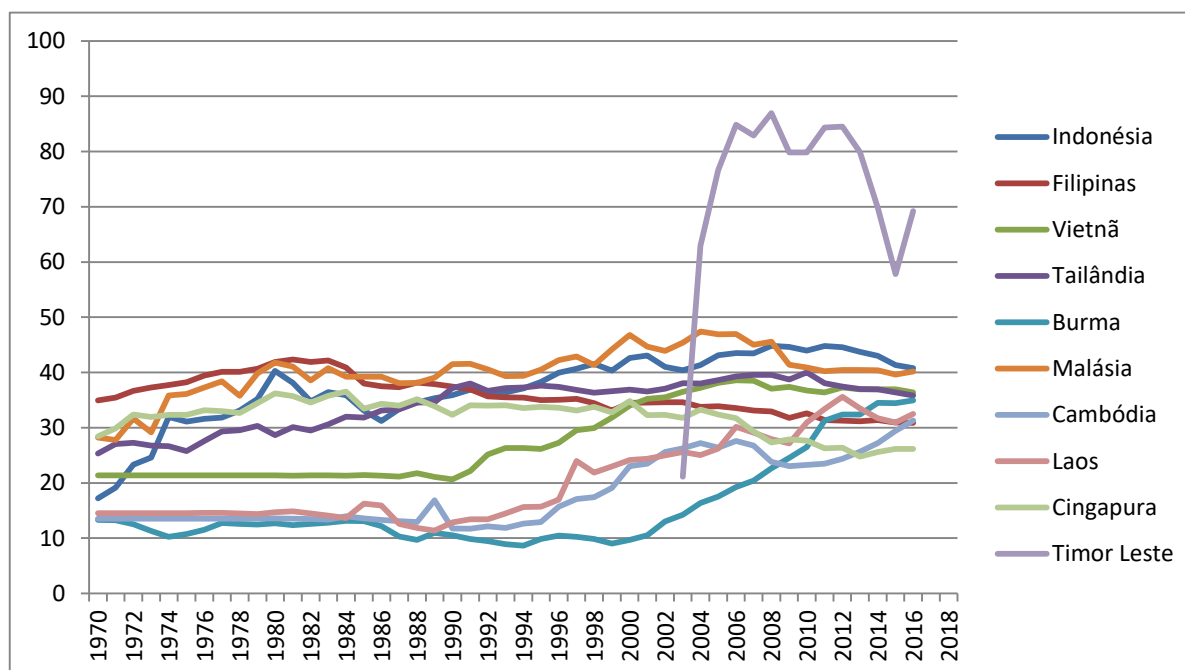
Oriente Médio



Ásia Oriental

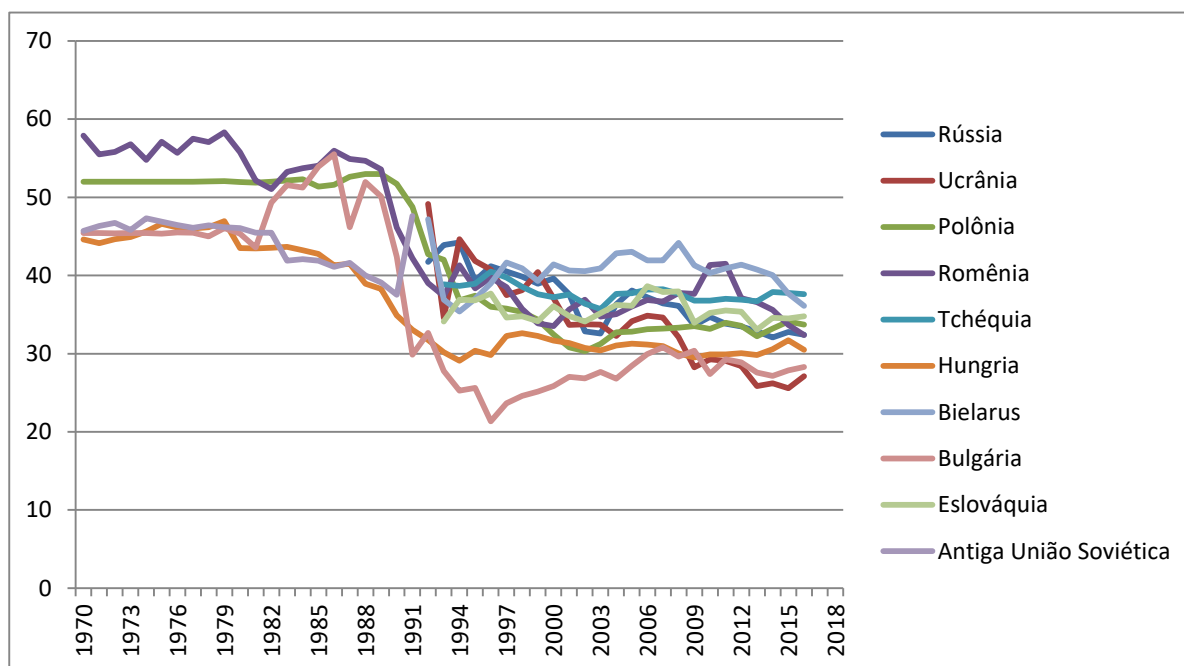


Sudeste Asiático

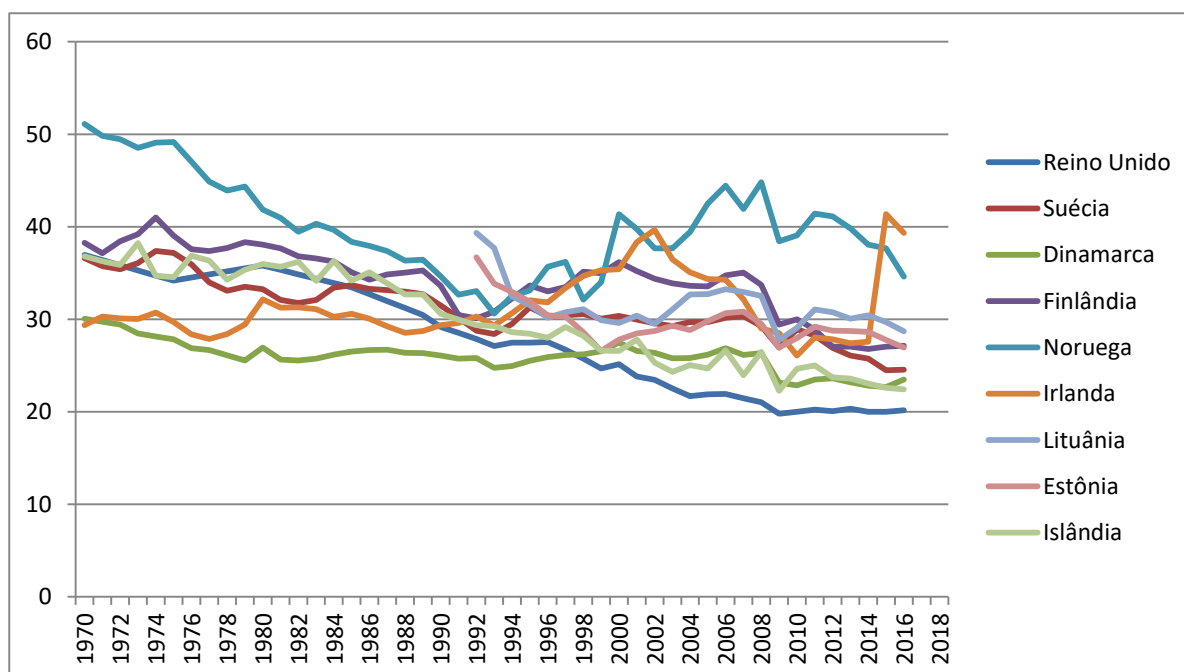


Europa

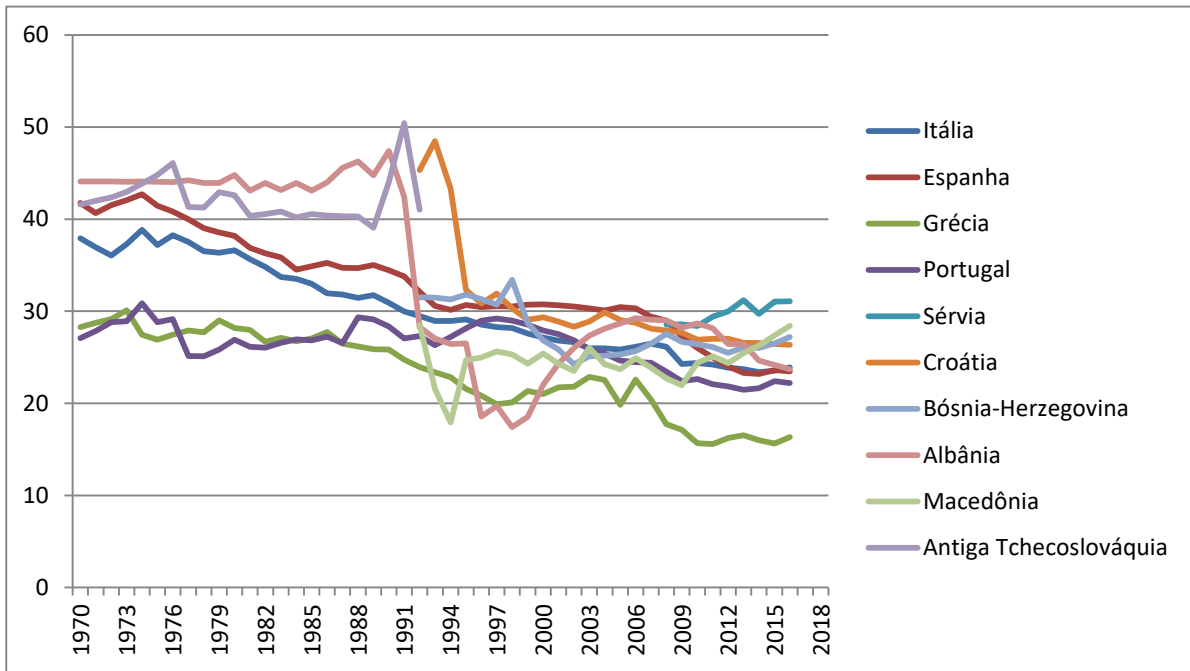
Leste Europeu



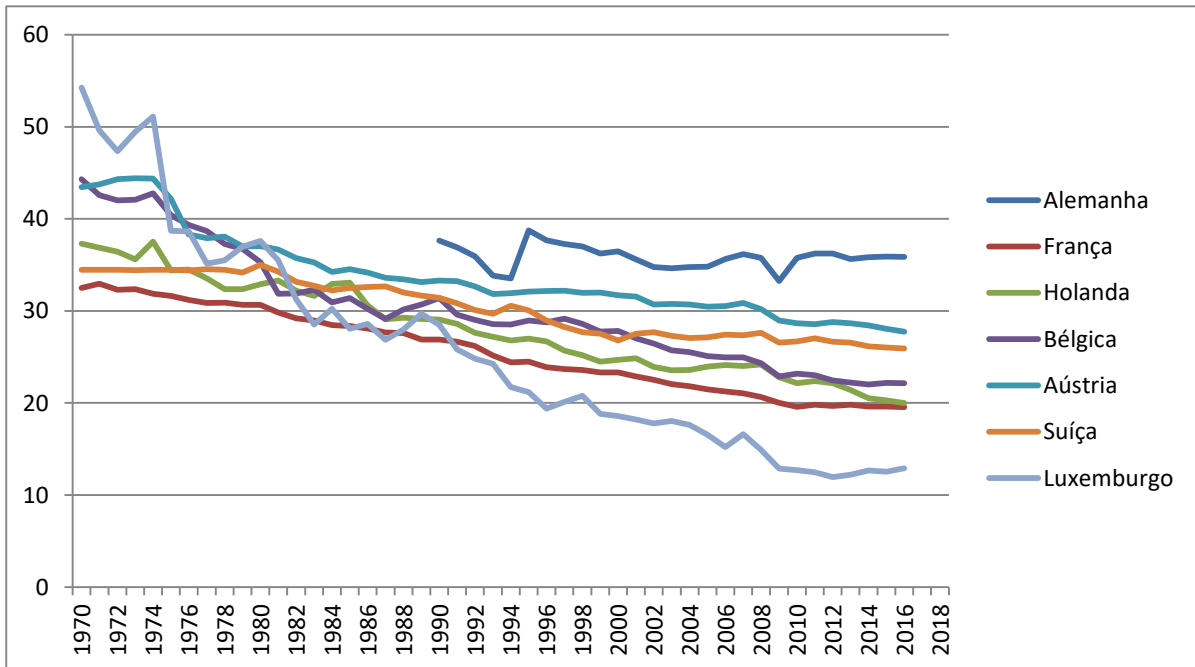
Europa Setentrional



Europa Meridional

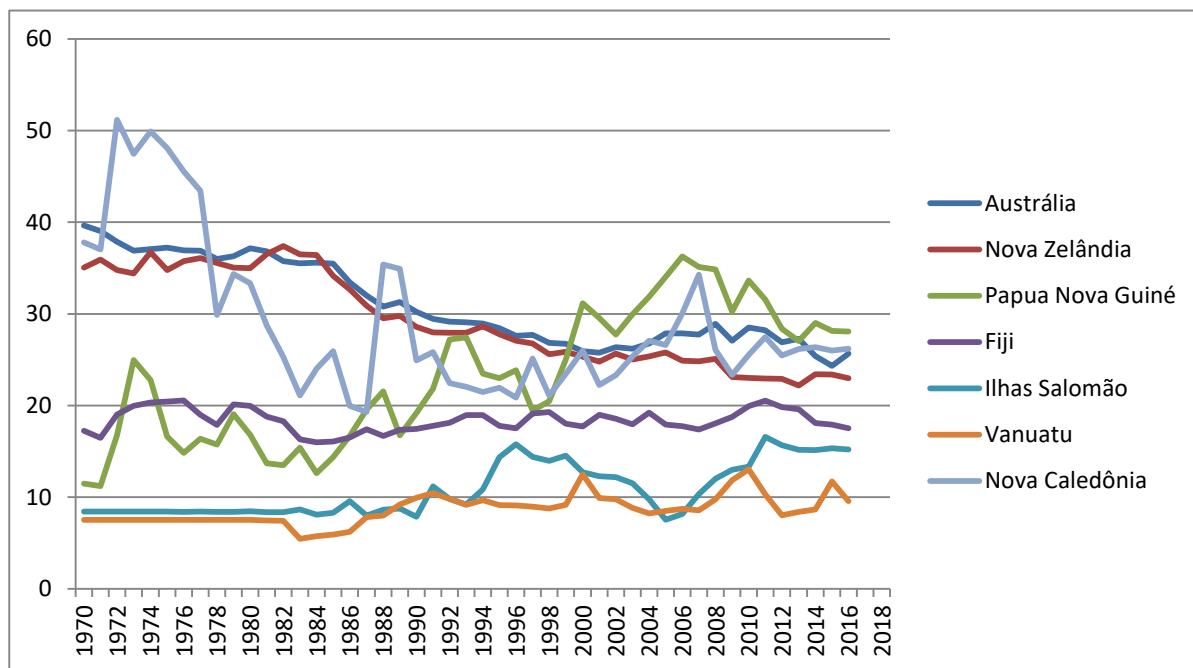


Europa Ocidental

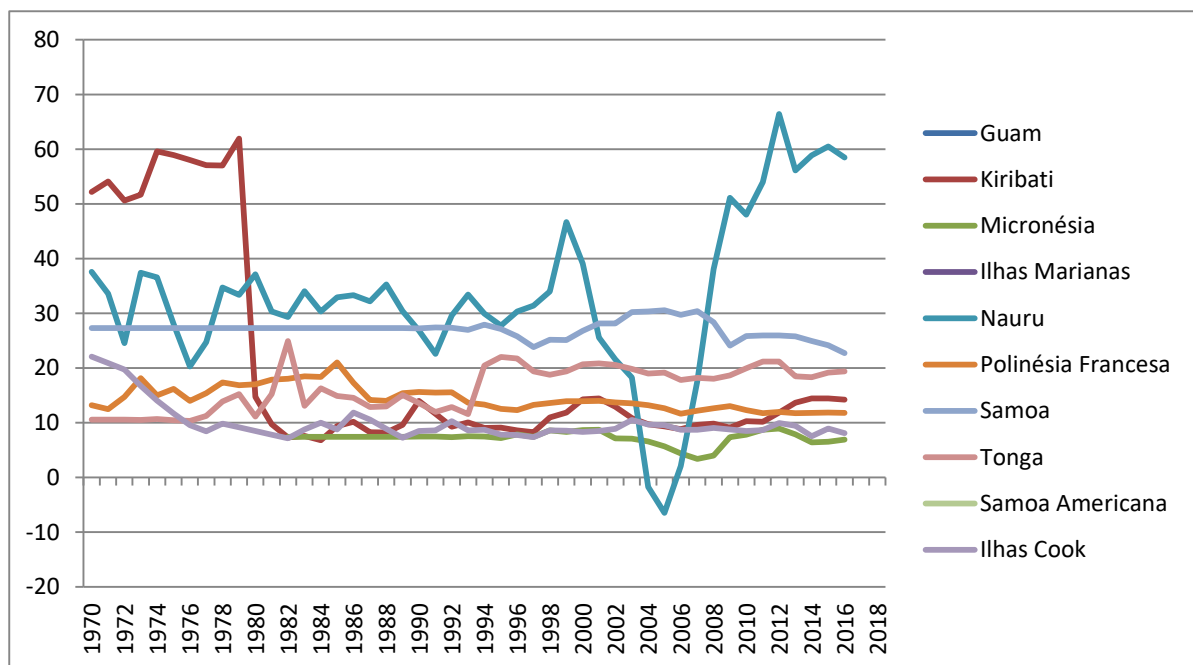


Oceania

Austrália e Melanésia



Micronésia e Polinésia



Referências

BP Global (BP). BP Statistical Review of World Energy. Disponível online em:
<https://www.bp.com/en/global/corporate/energy-economics/statistical-review-of-world-energy/downloads.html>

Energy Information Administration (EIA). International Energy Statistics. Disponível online em:
<https://www.eia.gov/beta/international/data/browser/#/?c=4100000020000600000000000000g000200000000000001&vs=INTL.44-1-AFRC-QBTU.A&vo=0&v=H&end=2015>

International Monetary Fund (IMF). World Economic Outlook – Database. October 2018 Disponível online em: <https://www.imf.org/external/pubs/ft/weo/2018/02/weodata/weoselgr.aspx>

Stockholm International Peace Research Institute (SIPRI). SIPRI Military Expenditure Database. Disponível online em: <https://www.sipri.org/databases/milex>

United Nations Conference on Trade and Development (UNCTAD). UNCTADSTAT. Disponível online em: http://unctadstat.unctad.org/wds/ReportFolders/reportFolders.aspx?sCS_ChosenLang=en

World Development Indicators (WDI). The World Bank Databank. Disponível online em: <http://databank.worldbank.org/data/reports.aspx?source=World-Development-Indicators>