



Observatório de dados internacionais

Comparação entre países

**Percentual da construção civil em relação ao PIB
(em % do PIB)**

Coordenação: Prof. Thiago Periard

Departamento de Ciências Econômicas



**Universidade Federal
de São João del-Rei**

Sobre o DataObs

O Observatório de dados internacionais – DataObs - é um projeto de pesquisa destinado a levantar, organizar e disponibilizar a mais ampla gama possível de dados internacionais disponíveis nos principais organismos internacionais. Com isto o projeto espera contribuir para uma melhor compreensão da realidade socioeconômica mundial, sendo uma ferramenta útil para uma discussão baseada em fatos.

Sobre este relatório

Este relatório apresenta a evolução histórica de uma variável nos 170 países de maior população do mundo. Com isto espera-se disponibilizar uma ferramenta de fácil acesso para comparações entre países.

Equipe do Projeto

Coordenação: Prof. Thiago Periard do Amaral

Colaboração : Prof. Norberto Martins Vieira

Marcos Vinicius Barbosa – Estudante de Ciências Econômicas da UFSJ

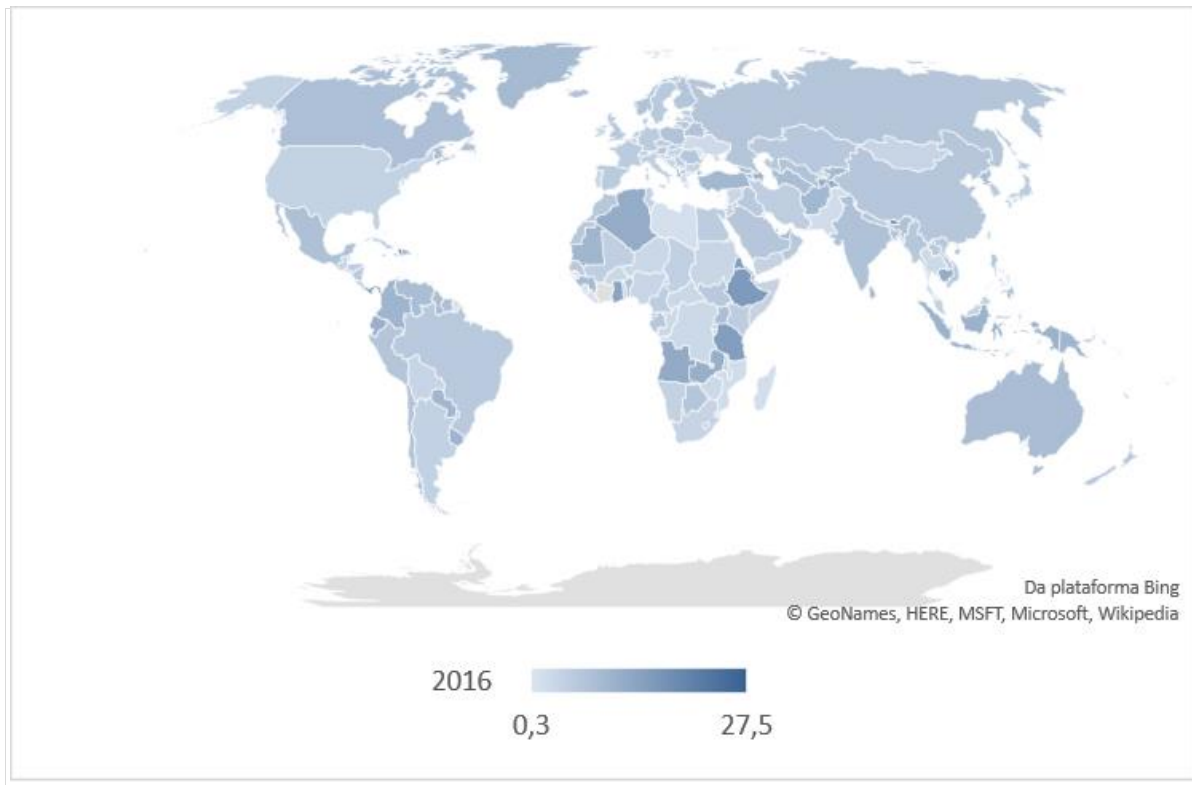
Contato

www.dataobs.com.br
contato@dataobs.com.br

Índice

1 - Visão geral da amostra	pág. 4
2 - África	pág. 6
3 - Américas	pág. 10
4 - Ásia	pág. 13
5 - Europa	pág. 17
6 - Oceania	pág. 20
7 - Referências	pág. 22

Mapa

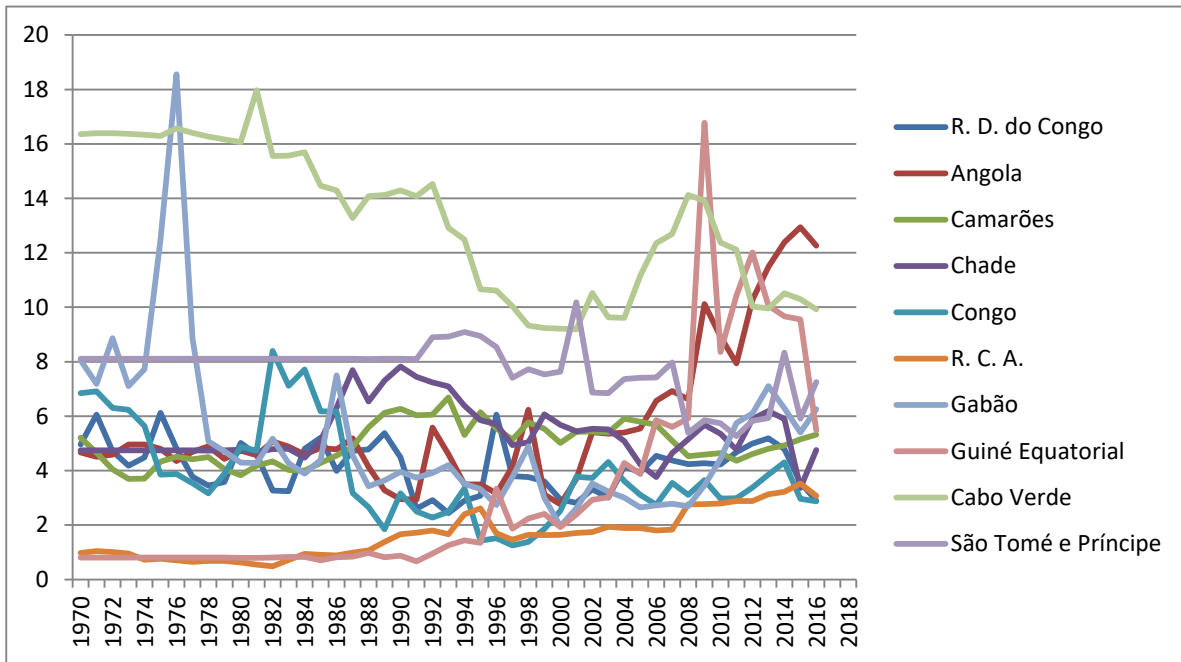


Ranking

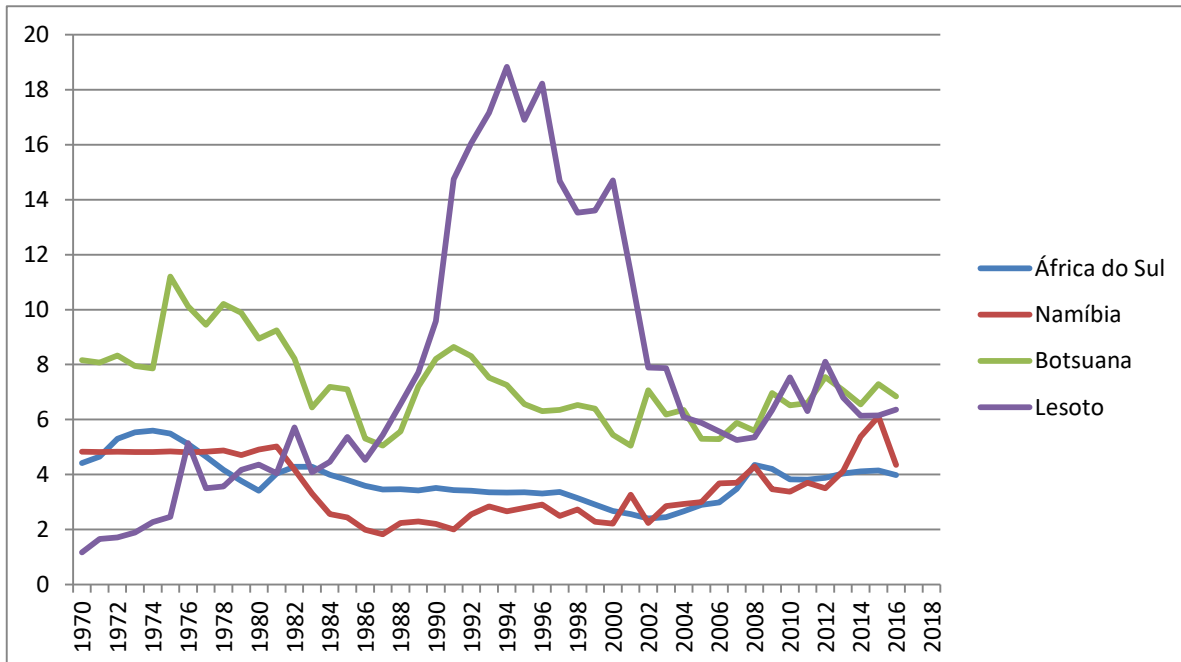
Rank	Country	Value	Rank	Country	Value	Rank	Country	Value	Rank	Country	Value
1	Haiti	27,49	51	Mexico	7,92	101	Saint Lucia	6,18	151	Malawi	4,47
2	Saint Kitts and Nevis	19,67	52	Slovakia	7,85	102	Brazil	6,13	152	Namibia	4,35
3	Panama	17,61	53	Benin	7,84	103	Iraq	6,05	153	United States	4,24
4	Bhutan	17,07	54	Saint Vincent/Grenadin	7,75	104	South Sudan	6,05	154	Togo	4,21
5	Ethiopia	15,75	55	Bangladesh	7,67	105	Senegal	6,02	155	Somalia	4,20
6	Eritrea	15,73	56	Jamaica	7,65	106	Estonia	6,02	156	Mauritius	4,16
7	Tanzania	14,83	57	India	7,62	107	Sweden	5,97	157	Yemen	4,14
8	Djibouti	13,95	58	Anguilla	7,52	108	Andorra	5,95	158	Malta	4,03
9	Ghana	13,74	59	Norway	7,42	109	Nicaragua	5,80	159	Vanuatu	3,98
10	Tajikistan	12,61	60	Belarus	7,32	110	Serbia	5,77	160	South Africa	3,98
11	Angola	12,26	61	Iceland	7,30	111	Israel	5,77	161	Bulgaria	3,91
12	Cambodia	12,09	62	Sao Tome and Principe	7,25	112	Korea, South	5,70	162	Portugal	3,91
13	Algeria	11,84	63	Philippines	7,25	113	Luxembourg	5,67	163	Guatemala	3,88
14	New Caledonia	11,48	64	Rwanda	7,24	114	Gambia, The	5,63	164	Cyprus	3,85
15	Azerbaijan	11,38	65	Uzbekistan	7,20	115	Spain	5,62	165	Micronesia	3,83
16	Qatar	11,37	66	Chile	7,20	116	Germany	5,60	166	Fiji and Tokelau Islands	3,78
17	Zambia	11,37	67	Poland	7,16	117	Honduras	5,56	167	Mongolia	3,75
18	Ecuador	11,26	68	Tuvalu	7,14	118	France	5,53	168	San Marino	3,72
19	Antigua and Barbuda	10,94	69	Maldives	7,04	119	Japan	5,51	169	Hungary	3,72
20	Indonesia	10,76	70	Finland	6,84	120	Switzerland	5,49	170	Bolivia	3,70
21	Uruguay	10,45	71	Botswana	6,84	121	Equatorial Guinea	5,48	171	Lebanon	3,69
22	Colombia	10,25	72	Nepal	6,82	122	Marshall Islands	5,47	172	French Polynesia	3,68
23	United Arab Emirates	10,22	73	Peru	6,81	123	Czech Republic	5,46	173	Sudan	3,61
24	Mauritania	10,11	74	Montenegro	6,79	124	Palau	5,45	174	Nigeria	3,55
25	Papua New Guinea	10,01	75	Russia	6,78	125	Egypt	5,44	175	Syria	3,40
26	Cape Verde	9,93	76	Romania	6,70	126	Aruba	5,37	176	El Salvador	3,37
27	Paraguay	9,82	77	Trinidad and Tobago	6,66	127	Croatia	5,36	177	Burundi	3,36
28	Albania	9,75	78	China	6,66	128	Latvia	5,34	178	Moldova	3,36
29	Turkey	9,72	79	Saudi Arabia	6,65	129	Cameroon	5,33	179	Bermuda	3,32
30	Afghanistan	9,64	80	Timor-Leste (East Timor)	6,61	130	Belgium	5,32	180	Niger	3,20
31	Samoa	9,52	81	Grenada	6,58	131	Kenya	5,32	181	Burkina Faso	3,14
32	Dominican Republic	9,33	82	Macau	6,58	132	Slovenia	5,23	182	Central African Republic	3,08
33	Greenland	9,30	83	Cote d'Ivoire (Ivory Coast)	6,57	133	Netherlands (Dutch part)	5,15	183	Solomon Islands	2,99
34	Kyrgyzstan	9,29	84	Lithuania	6,54	134	Cuba	5,14	184	Cayman Islands	2,97
35	Guinea	8,96	85	Morocco	6,50	135	Iran	5,09	185	Congo (Kinshasa)	2,90
36	Korea, North	8,85	86	Montserrat	6,46	136	Singapore	5,04	186	Zimbabwe	2,89
37	Armenia	8,71	87	Barbados	6,42	137	Mali	4,99	187	Congo (Brazzaville)	2,87
38	Australia	8,64	88	Austria	6,39	138	Denmark	4,86	188	Swaziland	2,82
39	Guyana	8,64	89	Lesotho	6,36	139	Belize	4,84	189	Thailand	2,80
40	Sri Lanka	8,60	90	Burma (Myanmar)	6,36	140	Italy	4,77	190	Fiji	2,79
41	Kiribati	8,58	91	Kazakhstan	6,33	141	Chad	4,76	191	Ireland	2,76
42	Macedonia	8,56	92	Bahamas, The	6,30	142	Costa Rica	4,76	192	Cook Islands	2,74
43	Turkmenistan	8,53	93	Laos	6,28	143	Netherlands	4,75	193	Seychelles	2,73
44	Venezuela	8,52	94	Curaçao	6,28	144	Dominica	4,69	194	Nauru	2,56
45	Suriname	8,20	95	Gabon	6,26	145	Jordan	4,68	195	Greece	2,52
46	Georgia	8,17	96	Vietnam	6,24	146	Argentina	4,66	196	Ukraine	2,47
47	Tonga	8,17	97	New Zealand	6,23	147	Hong Kong	4,66	197	Brunei	2,46
48	Uganda	8,17	98	Oman	6,20	148	Bosnia and Herzegovina	4,61	198	Taiwan	2,45
49	Canada	8,01	99	United Kingdom	6,19	149	Tunisia	4,55	199	Mozambique	2,24
50	Bahrain	7,98	100	Palestinian Territories	6,18	150	Malaysia	4,48	200	Pakistan	2,12

África

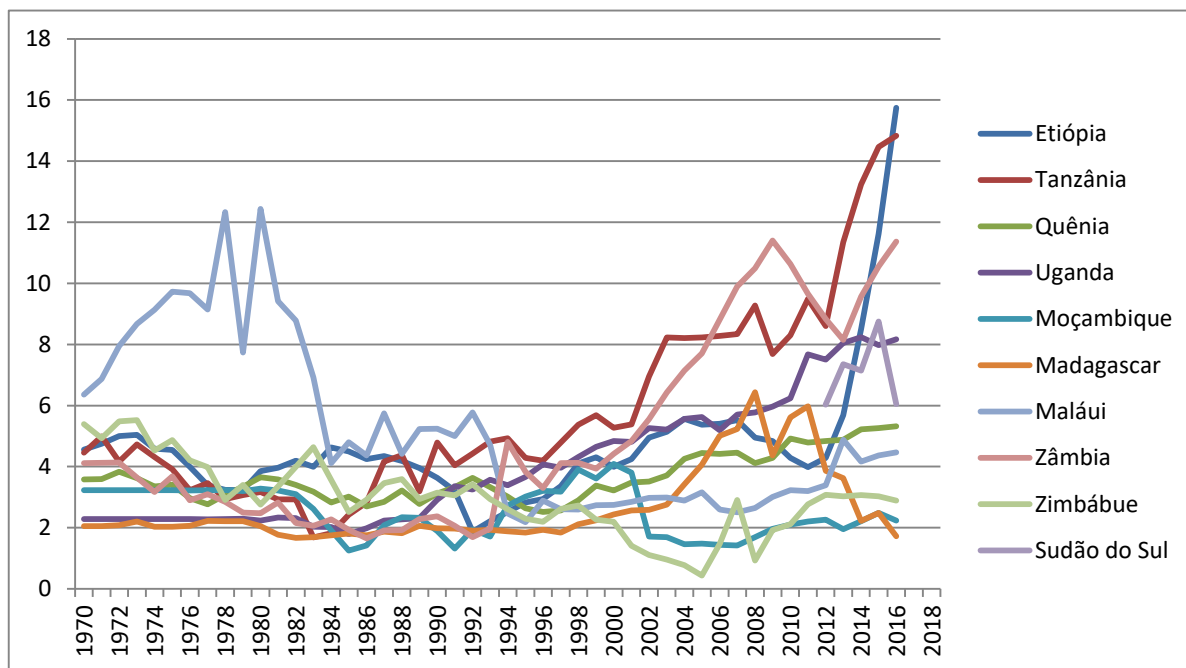
África Central



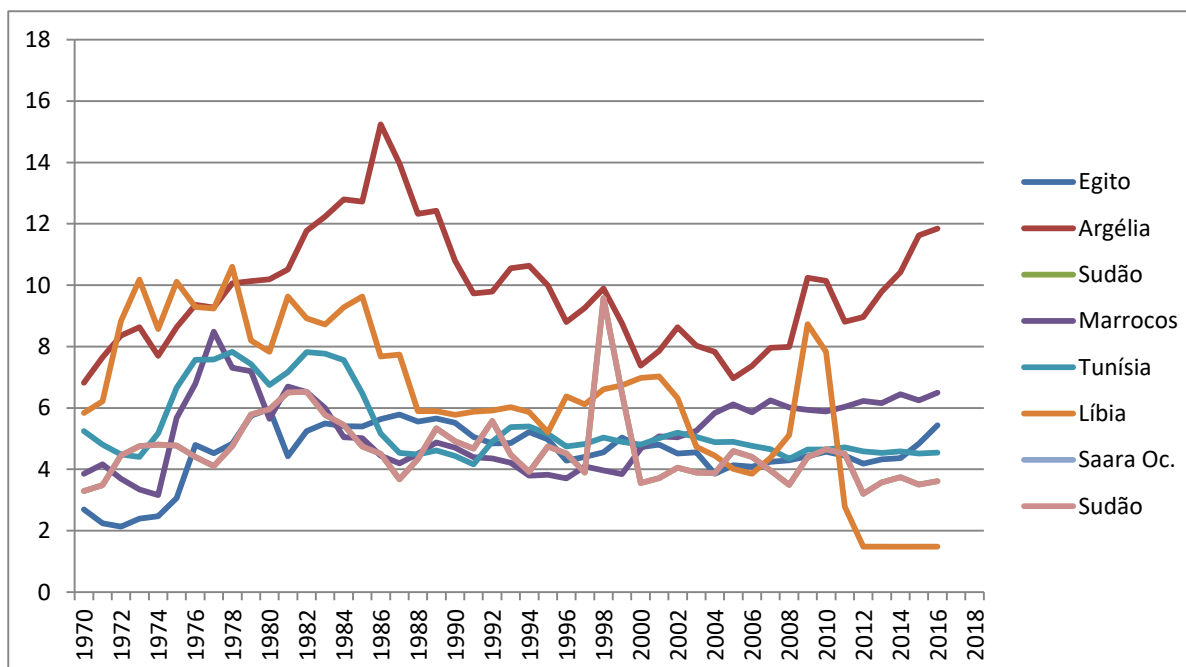
África Meridional



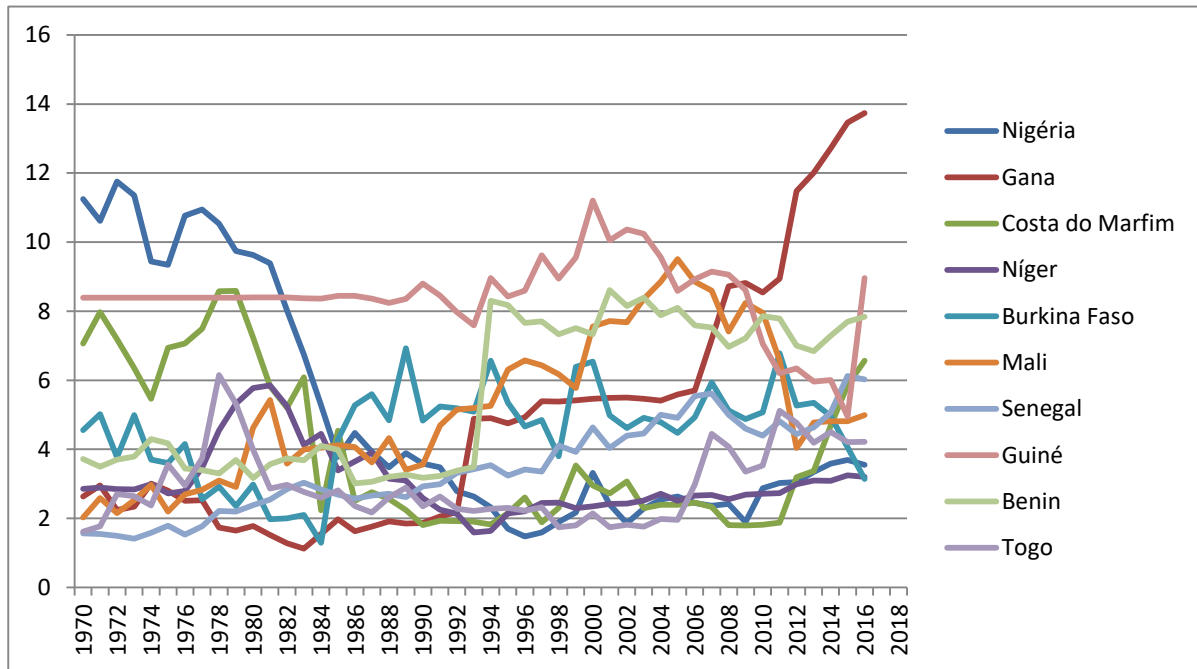
Leste da África



Norte da África

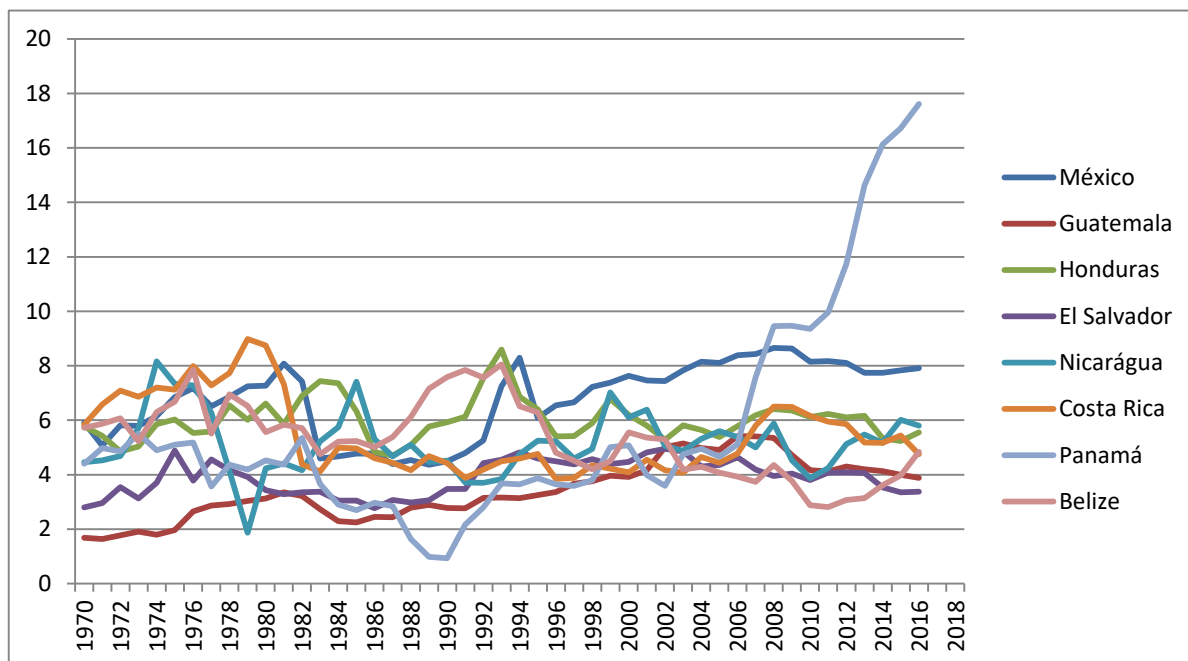


Oeste da África

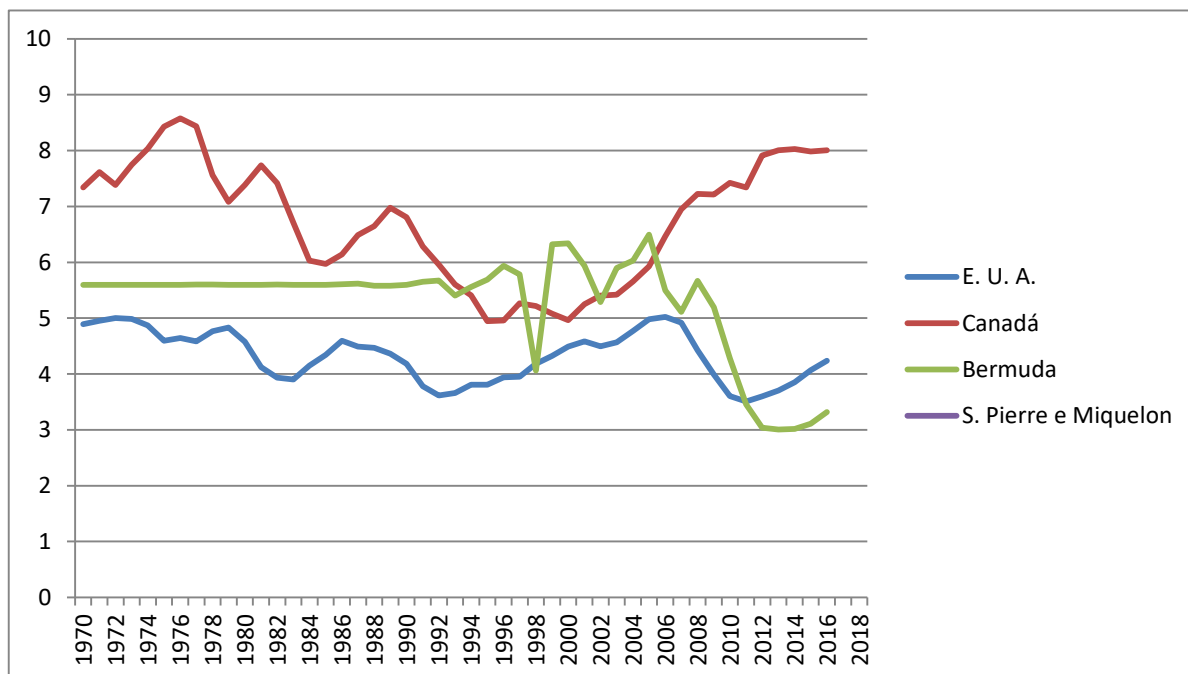


Américas

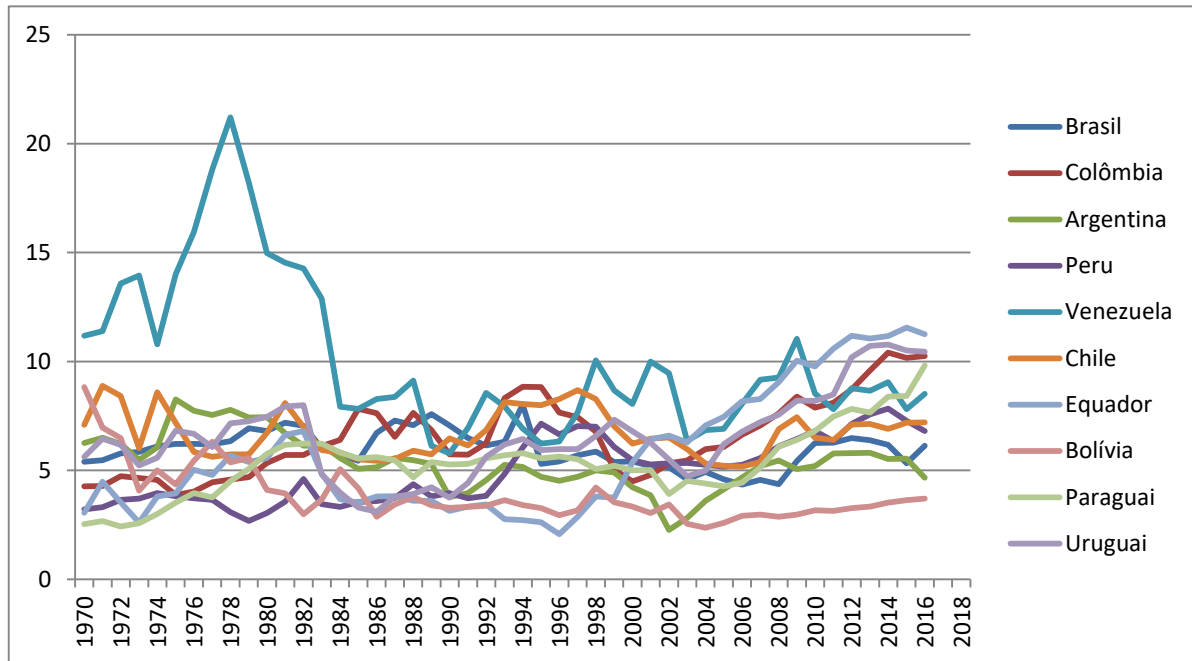
América Central



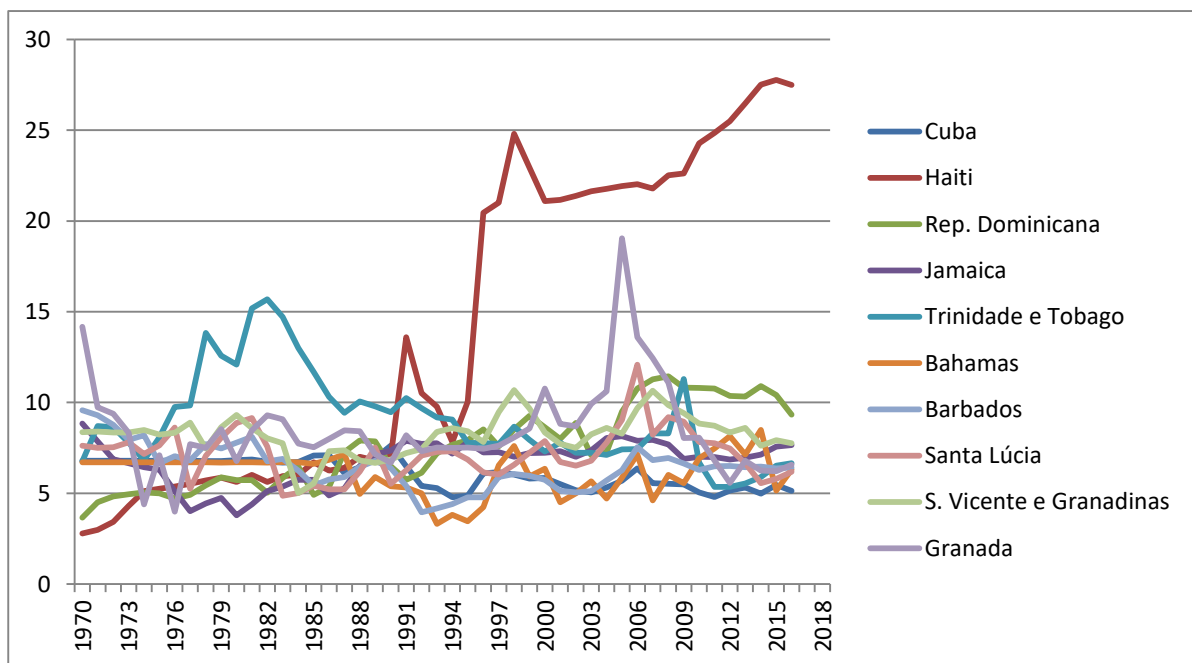
América do Norte



América do Sul

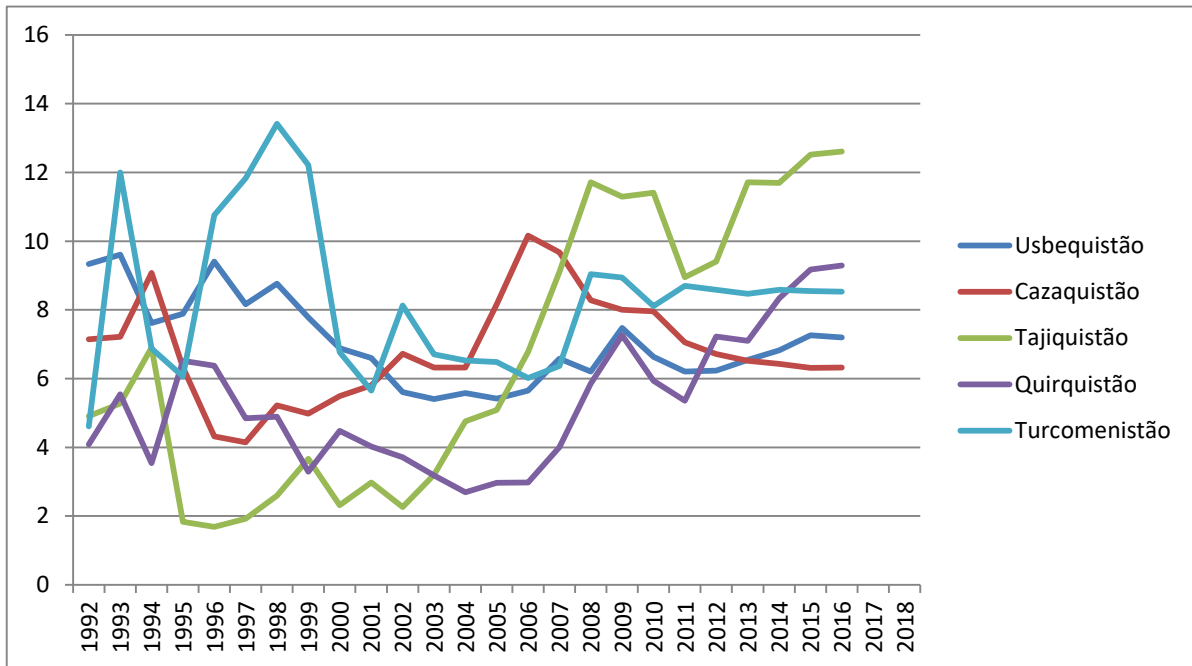


Caribe

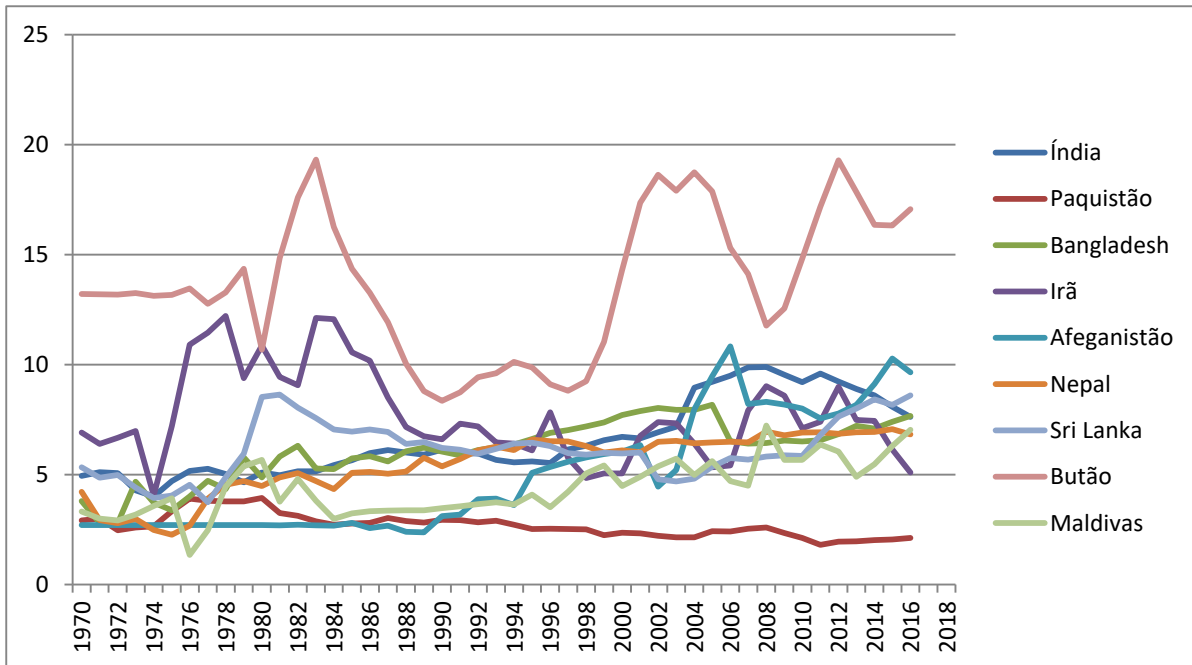


Ásia

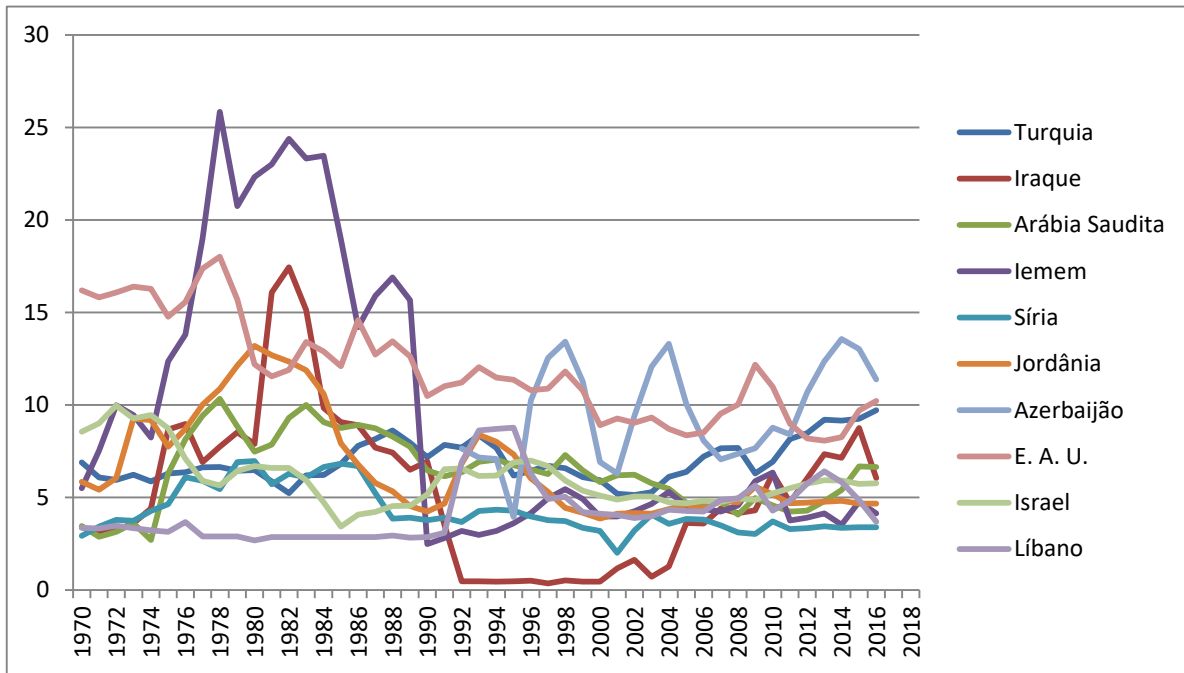
Ásia Central



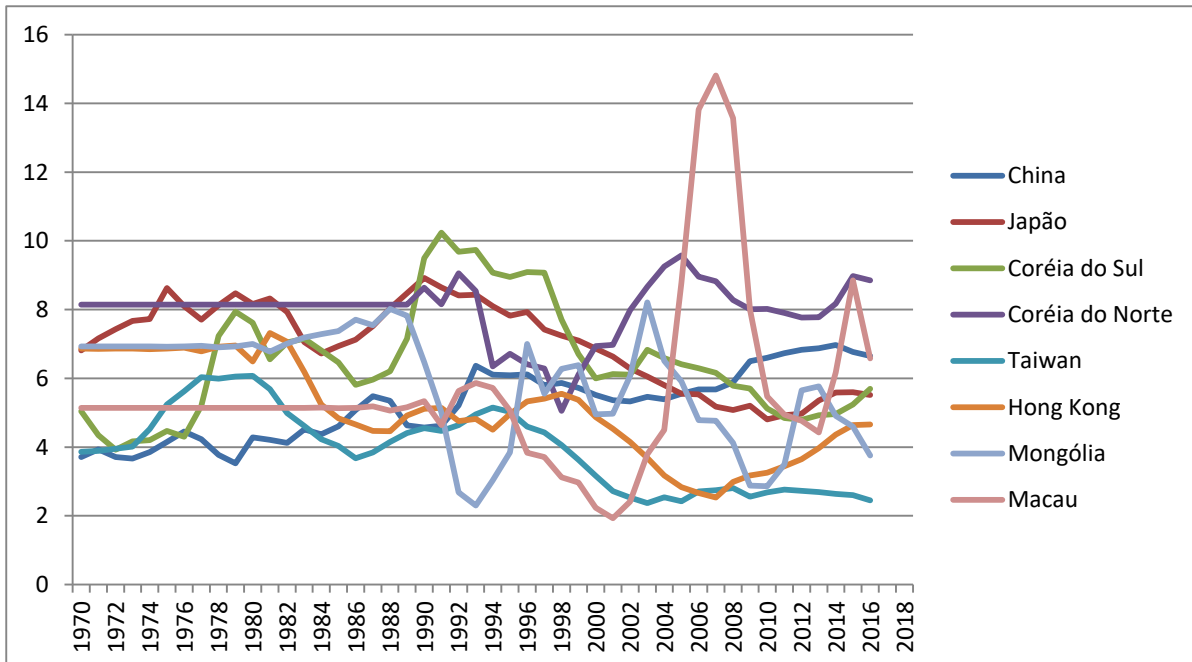
Ásia Meridional



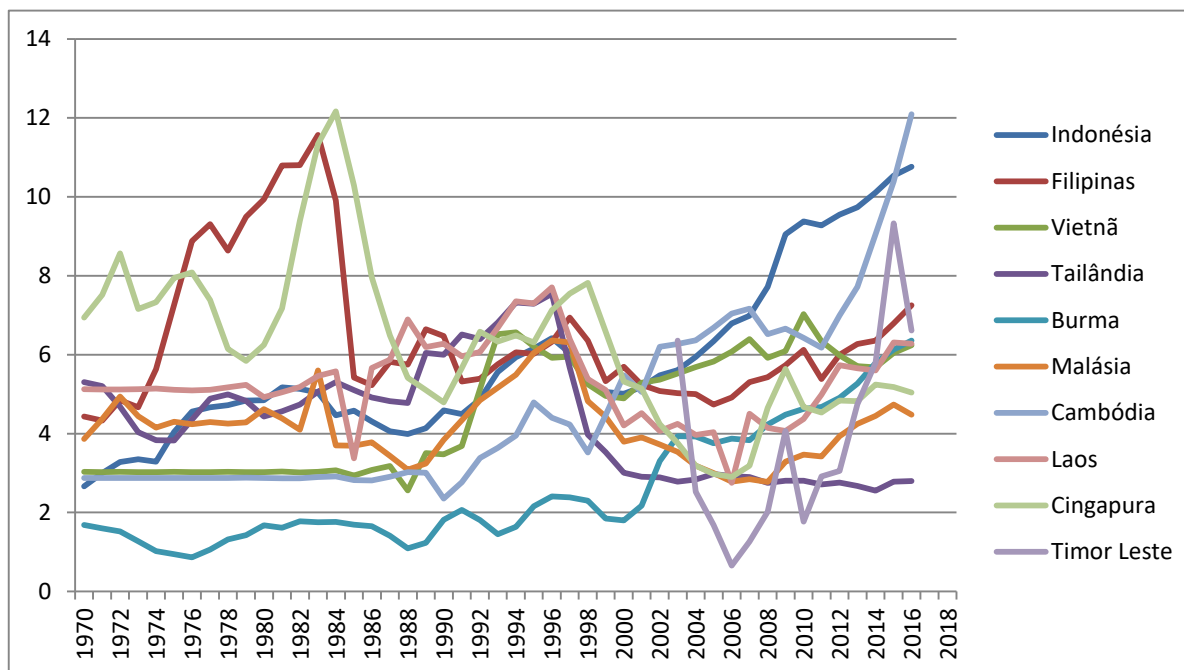
Oriente Médio



Ásia Oriental

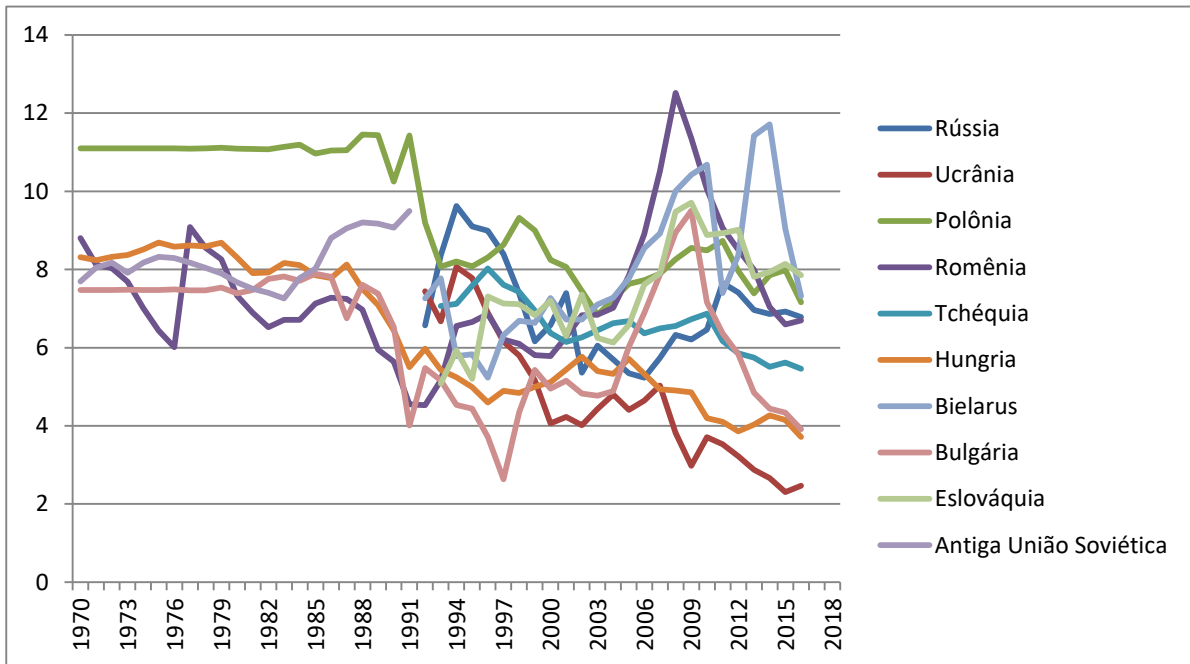


Sudeste Asiático

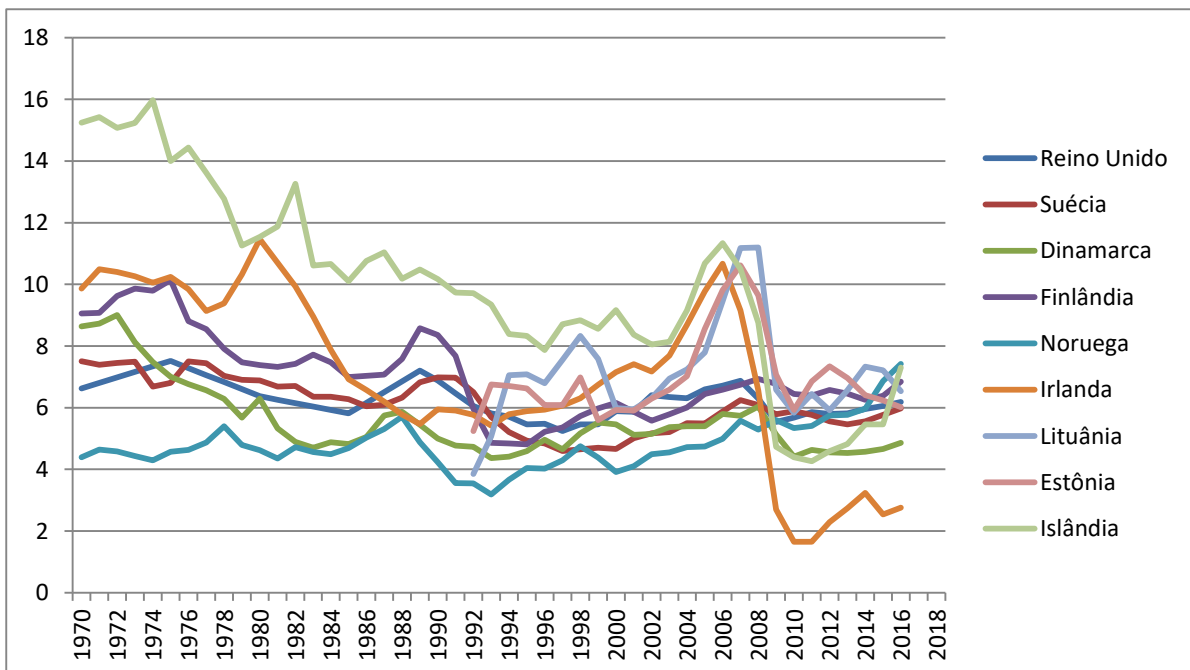


Europa

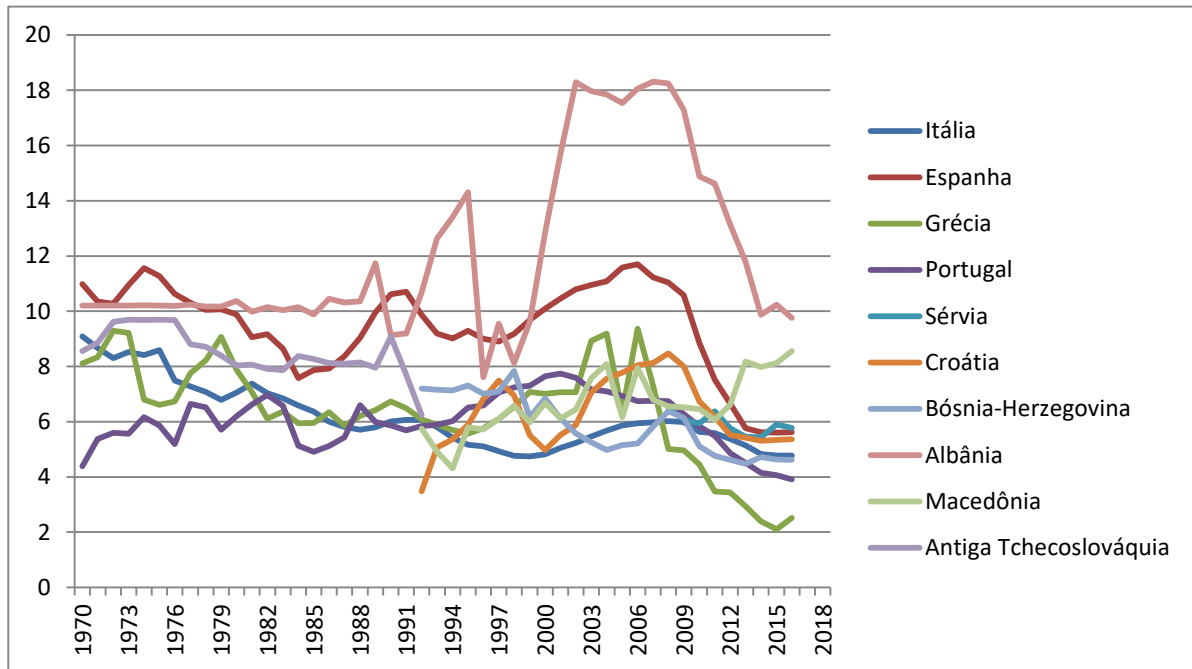
Leste Europeu



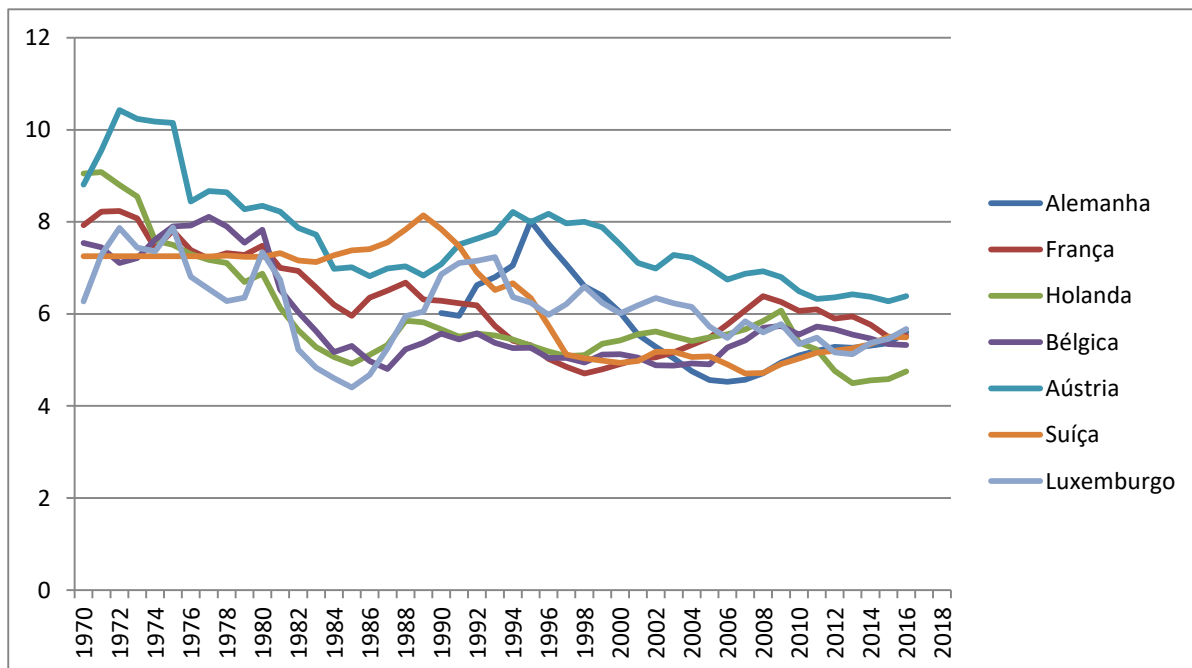
Europa Setentrional



Europa Meridional

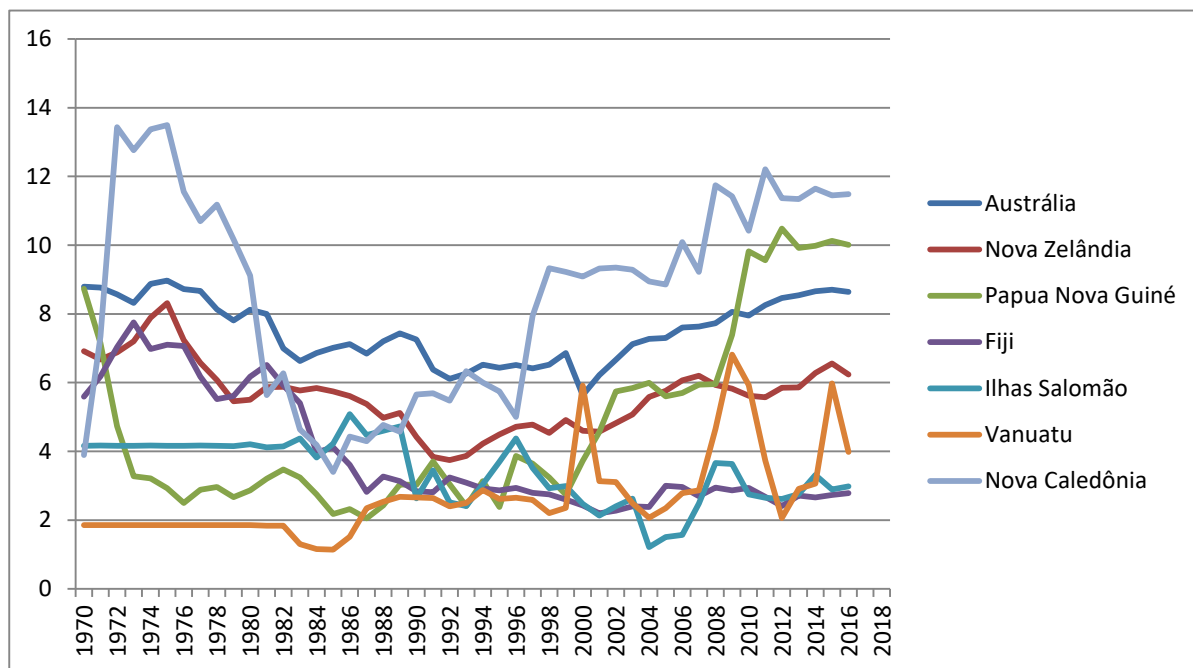


Europa Ocidental

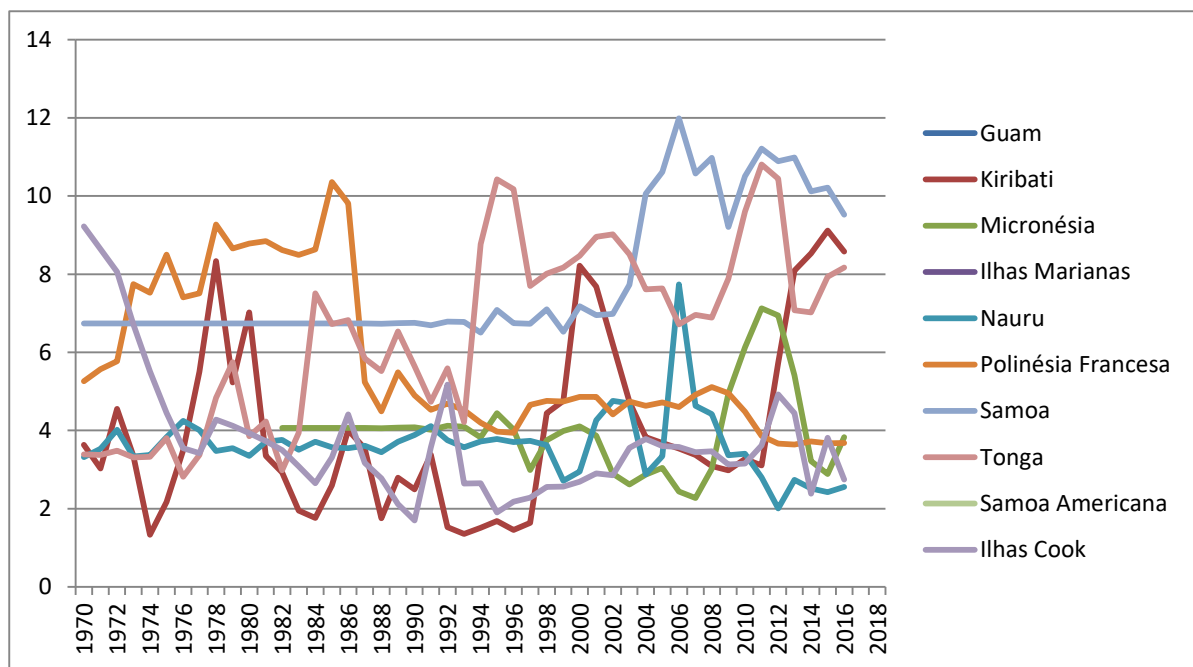


Oceania

Austrália e Melanésia



Micronésia e Polinésia



Referências

BP Global (BP). BP Statistical Review of World Energy. Disponível online em:
<https://www.bp.com/en/global/corporate/energy-economics/statistical-review-of-world-energy/downloads.html>

Energy Information Administration (EIA). International Energy Statistics. Disponível online em:
<https://www.eia.gov/beta/international/data/browser/#/?c=4100000020000600000000000000g000200000000000001&vs=INTL.44-1-AFRC-QBTU.A&vo=0&v=H&end=2015>

International Monetary Fund (IMF). World Economic Outlook – Database. October 2018 Disponível online em: <https://www.imf.org/external/pubs/ft/weo/2018/02/weodata/weoselgr.aspx>

Stockholm International Peace Research Institute (SIPRI). SIPRI Military Expenditure Database. Disponível online em: <https://www.sipri.org/databases/milex>

United Nations Conference on Trade and Development (UNCTAD). UNCTADSTAT. Disponível online em: http://unctadstat.unctad.org/wds/ReportFolders/reportFolders.aspx?sCS_ChosenLang=en

World Development Indicators (WDI). The World Bank Databank. Disponível online em: <http://databank.worldbank.org/data/reports.aspx?source=World-Development-Indicators>