



Observatório de dados internacionais

Comparação entre países

**Formação bruta de capital fixo
em dólares constantes de 2010
(em milhões de dólares)**

Coordenação: Prof. Thiago Periard

Departamento de Ciências Econômicas



**Universidade Federal
de São João del-Rei**

Sobre o DataObs

O Observatório de dados internacionais – DataObs - é um projeto de pesquisa destinado a levantar, organizar e disponibilizar a mais ampla gama possível de dados internacionais disponíveis nos principais organismos internacionais. Com isto o projeto espera contribuir para uma melhor compreensão da realidade socioeconômica mundial, sendo uma ferramenta útil para uma discussão baseada em fatos.

Sobre este relatório

Este relatório apresenta a evolução histórica de uma variável nos 170 países de maior população do mundo. Com isto espera-se disponibilizar uma ferramenta de fácil acesso para comparações entre países.

Equipe do Projeto

Coordenação: Prof. Thiago Periard do Amaral

Colaboração : Prof. Norberto Martins Vieira

Marcos Vinicius Barbosa – Estudante de Ciências Econômicas da UFSJ

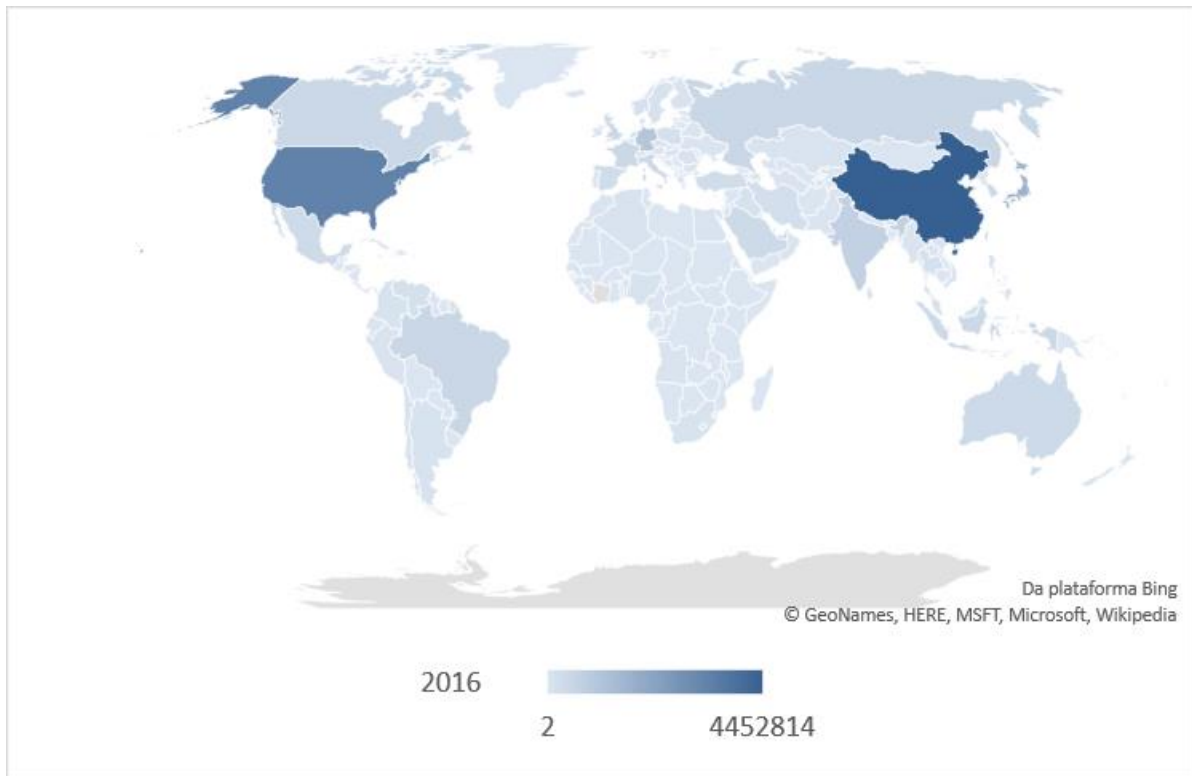
Contato

www.dataobs.com.br
contato@dataobs.com.br

Índice

1 - Visão geral da amostra	pág. 4
2 - África	pág. 6
3 - Américas	pág. 10
4 - Ásia	pág. 13
5 - Europa	pág. 17
6 - Oceania	pág. 20
7 - Referências	pág. 22

Mapa

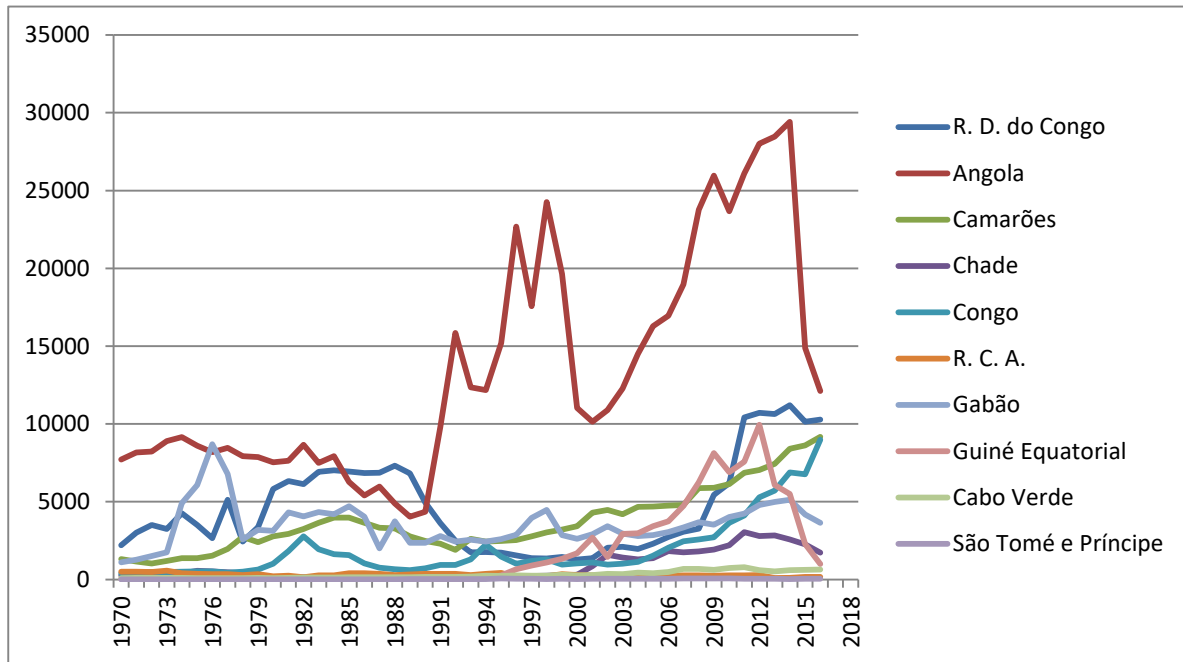


Ranking

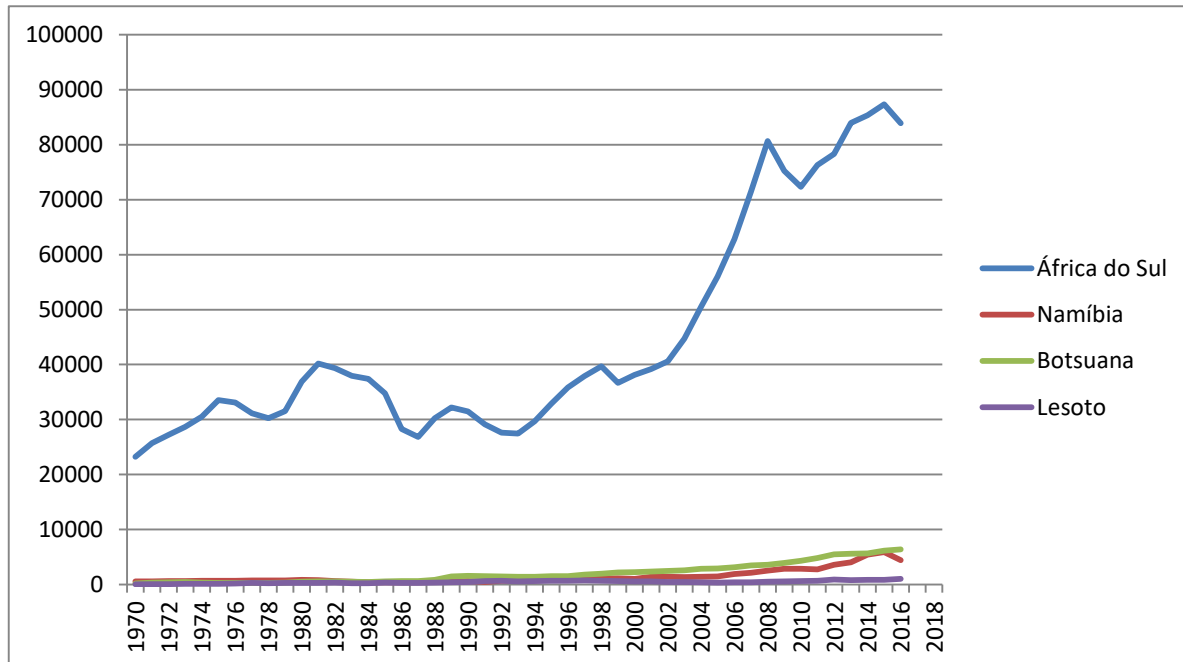
Rank	Country	Value	Rank	Country	Value	Rank	Country	Value	Rank	Country	Value
1	China	4.306.970,18	51	Romania	45.858,66	101	Botswana	6.390,93	151	Maldives	1.367,45
2	United States	3.343.628,22	52	Iraq	42.637,54	102	Syria	6.014,84	152	French Polynesia	1.227,71
3	Japan	1.394.833,66	53	New Zealand	40.734,84	103	Ghana	5.611,81	153	Malawi	1.223,83
4	Germany	761.618,95	54	Peru	40.574,28	104	Estonia	5.576,77	154	Montenegro	1.201,36
5	India	758.522,66	55	Morocco	37.489,45	105	Bolivia	5.507,16	155	Bhutan	1.169,27
6	France	618.487,11	56	Portugal	37.432,92	106	Latvia	5.201,53	156	Lesotho	1.032,78
7	United Kingdom	450.269,75	57	Kuwait	32.455,97	107	Senegal	4.689,05	157	Equatorial Guinea	996,67
8	Korea, South	396.310,12	58	Pakistan	29.713,62	108	Nepal	4.614,22	158	Djibouti	914,76
9	Canada	393.466,90	59	Hungary	28.696,20	109	Georgia	4.527,29	159	Guyana	878,45
10	Brazil	382.816,80	60	Greece	28.468,12	110	Namibia	4.403,89	160	Cayman Islands	814,78
11	Italy	362.837,40	61	Oman	25.239,89	111	Cyprus	4.400,14	161	Curaçao	775,53
12	Australia	360.668,27	62	Ethiopia	25.092,52	112	New Caledonia	4.329,37	162	Fiji	751,22
13	Indonesia	334.618,28	63	Slovakia	22.758,30	113	Paraguay	4.255,16	163	Liberia	749,08
14	Russia	334.370,30	64	Libya	22.714,79	114	Honduras	4.248,51	164	Bermuda	728,50
15	Turkey	326.401,49	65	Sri Lanka	21.942,67	115	Brunei	4.154,02	165	Yemen	685,04
16	Spain	312.002,62	66	Burma (Myanmar)	20.434,31	116	Macedonia	4.010,16	166	Swaziland	669,65
17	Mexico	273.136,62	67	Ukraine	20.110,93	117	Trinidad and Tobago	3.934,21	167	Andorra	659,48
18	Netherlands	187.474,18	68	Dominican Republic	19.827,73	118	Mozambique	3.794,17	168	Cape Verde	637,35
19	Switzerland	165.105,64	69	Turkmenistan	19.686,86	119	Nicaragua	3.736,31	169	Greenland	629,95
20	Saudi Arabia	154.936,53	70	Ecuador	19.176,54	120	Iceland	3.733,25	170	South Sudan	626,73
21	Sweden	137.319,97	71	Panama	18.495,71	121	Gabon	3.645,87	171	Barbados	597,07
22	Belgium	122.169,48	72	Uzbekistan	17.164,47	122	Cambodia	3.622,72	172	Sierra Leone	537,17
23	Taiwan	113.562,13	73	Tanzania	16.445,68	123	El Salvador	3.531,34	173	Morocco-Leste (East Timor)	531,93
24	Poland	110.547,21	74	Belarus	16.198,23	124	Burkina Faso	3.505,98	174	Aruba	517,53
25	Ireland	106.363,44	75	Sudan	13.339,83	125	Bosnia and Herzegovina	3.483,08	175	Seychelles	454,09
26	Norway	104.484,18	76	Croatia	12.859,62	126	Albania	3.414,47	176	Belize	348,29
27	Austria	98.724,03	77	Angola	12.115,80	127	Zimbabwe	3.347,52	177	Antigua and Barbuda	327,23
28	Thailand	98.720,74	78	Bulgaria	10.872,35	128	Laos	3.284,71	178	San Marino	286,29
29	Iran	95.847,34	79	Luxembourg	10.817,31	129	Mali	2.847,83	179	Eritrea	276,87
30	Colombia	89.993,36	80	Kenya	10.794,39	130	Jamaica	2.803,54	180	Saint Lucia	270,25
31	Malaysia	87.341,01	81	Zambia	10.389,12	131	Mauritania	2.594,63	181	Saint Kitts and Nevis	268,64
32	South Africa	83.896,45	82	Lebanon	10.307,43	132	Bahamas, The	2.565,70	182	Vanuatu	250,34
33	Algeria	81.561,87	83	Congo (Kinshasa)	10.275,40	133	Malta	2.521,24	183	Somalia	248,65
34	United Arab Emirates	80.679,97	84	Tunisia	10.105,94	134	Palestinian Territories	2.515,91	184	Burundi	229,37
35	Philippines	78.109,41	85	Serbia	10.039,17	135	Niger	2.503,37	185	Virgin Islands, British	213,13
36	Argentina	72.476,54	86	Uruguay	9.453,26	136	Rwanda	2.491,79	186	Gambia, The	207,19
37	Singapore	72.403,15	87	Costa Rica	9.177,33	137	Armenia	2.368,33	187	Saint Vincent and the Grenadines	191,76
38	Denmark	70.740,75	88	Cameroon	9.172,06	138	Afghanistan	2.340,44	188	Central African Republic	176,43
39	Qatar	66.577,73	89	Congo (Brazzaville)	8.987,05	139	Mongolia	2.295,76	189	Comoros	175,33
40	Israel	60.965,75	90	Lithuania	8.857,27	140	Madagascar	2.291,70	190	Grenada	173,35
41	Czech Republic	59.808,94	91	Slovenia	8.774,03	141	Haiti	2.248,07	191	Solomon Islands	169,64
42	Chile	58.921,22	92	Bahrain	8.093,88	142	Kyrgyzstan	2.168,68	192	Guinea-Bissau	162,55
43	Hong Kong	57.987,07	93	Guatemala	7.805,15	143	Mauritius	2.162,50	193	British Virgin Islands and the Cayman Islands	133,18
44	Finland	55.386,11	94	Azerbaijan	7.172,89	144	Suriname	1.896,48	194	Netherlands Antilles (Dutch Caribbean)	128,97
45	Nigeria	51.646,06	95	Cote d'Ivoire (Ivory Coast)	7.025,20	145	Benin	1.851,53	195	Dominica	112,46
46	Kazakhstan	51.016,54	96	Guinea	6.944,14	146	Tajikistan	1.827,66	196	Tonga	106,57
47	Bangladesh	49.163,10	97	Macau	6.906,83	147	Chad	1.733,19	197	Micronesia	84,05
48	Vietnam	48.913,86	98	Cuba	6.787,96	148	Moldova	1.641,69	198	Anguilla	82,45
49	Egypt	47.998,42	99	Jordan	6.672,55	149	Togo	1.533,02	199	Kiribati	80,78
50	Venezuela	46.662,30	100	Uganda	6.651,86	150	Papua New Guinea	1.518,83	200	Nauru	75,29

África

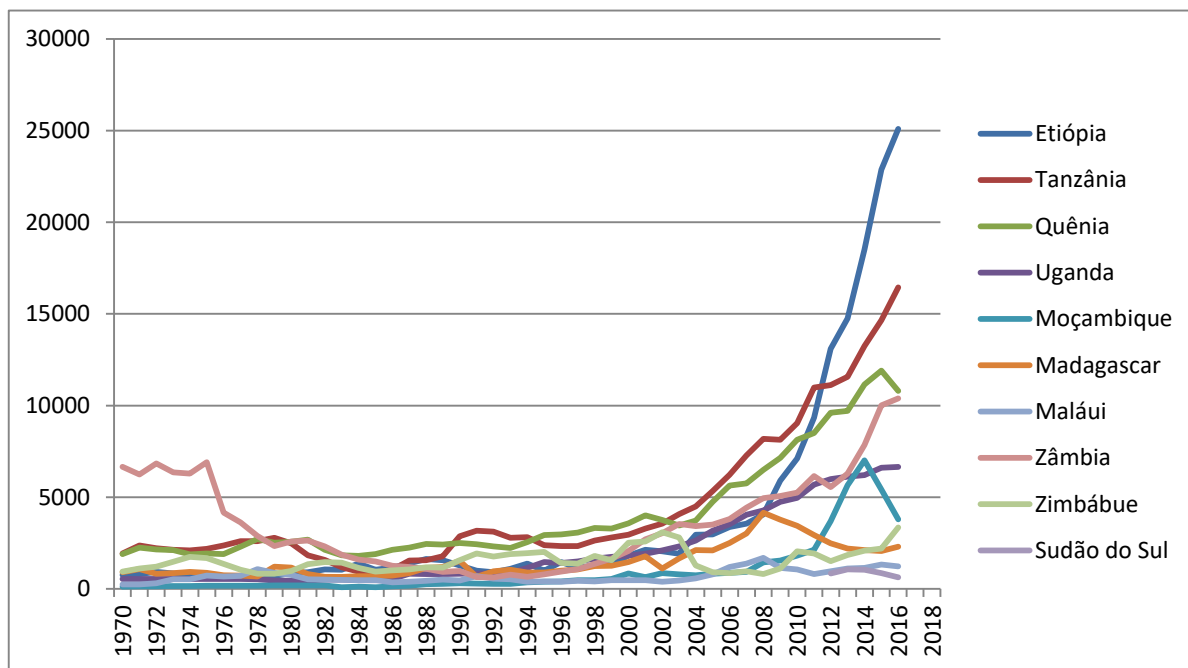
África Central



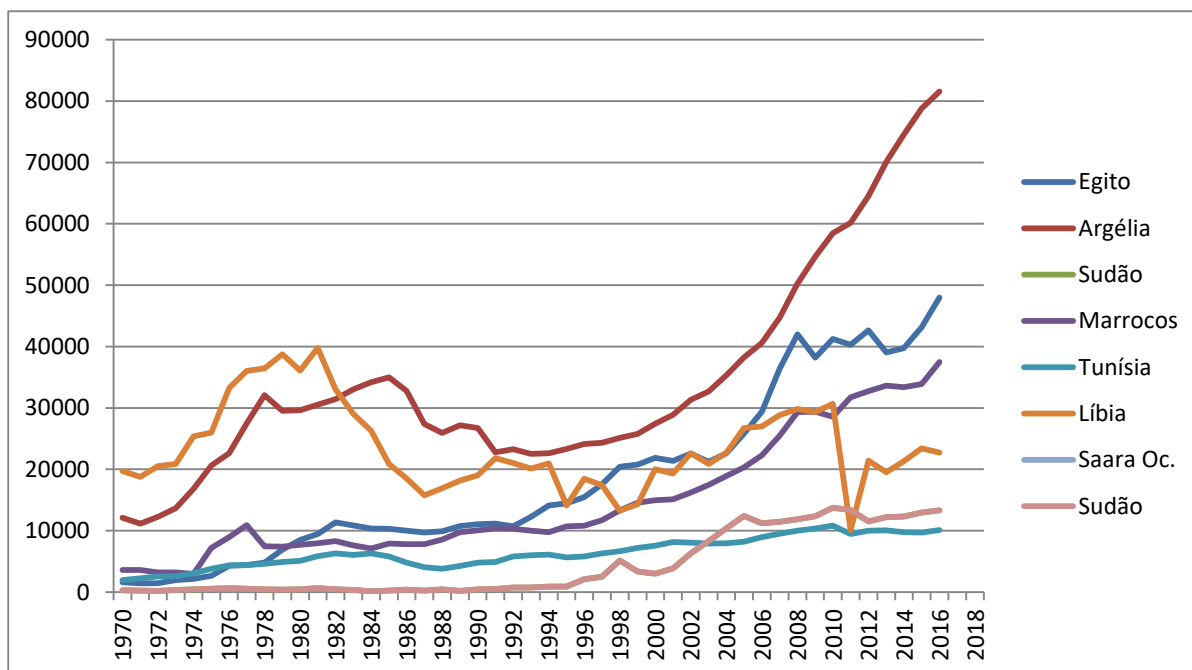
África Meridional



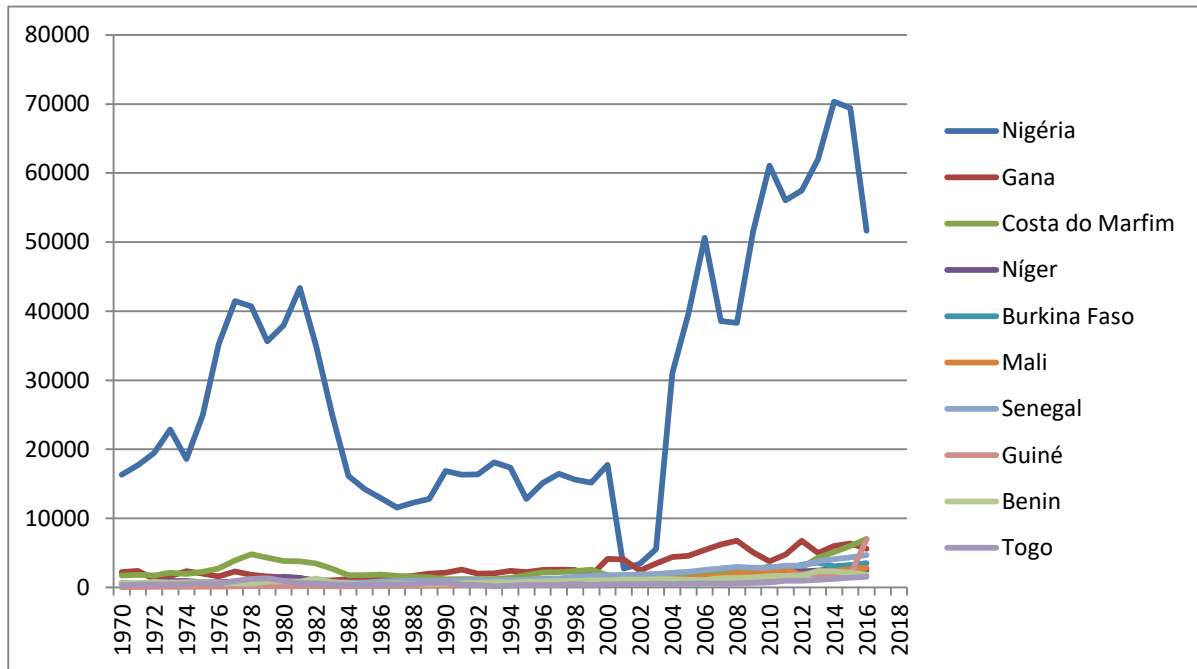
Leste da África



Norte da África

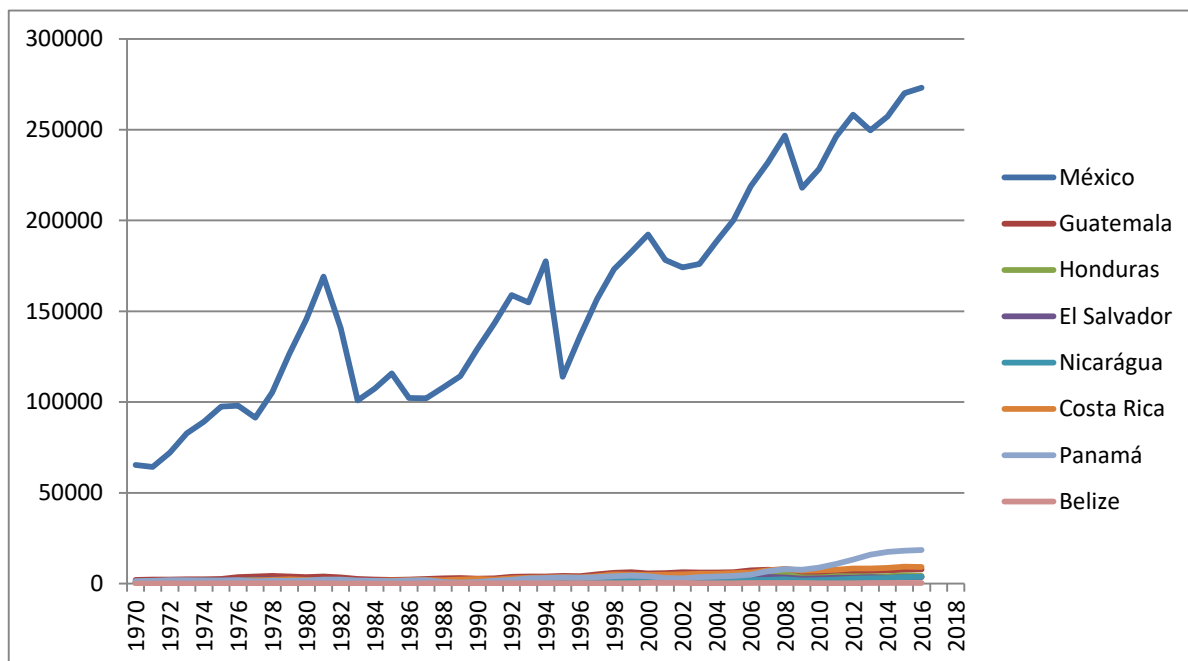


Oeste da África

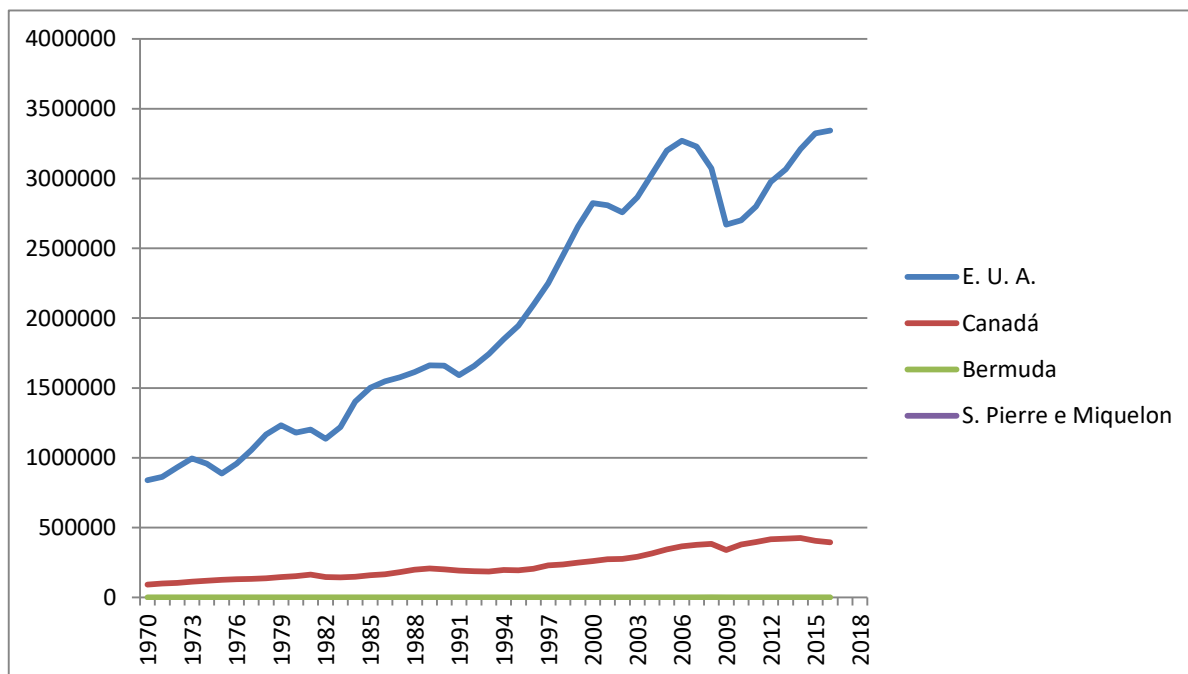


Américas

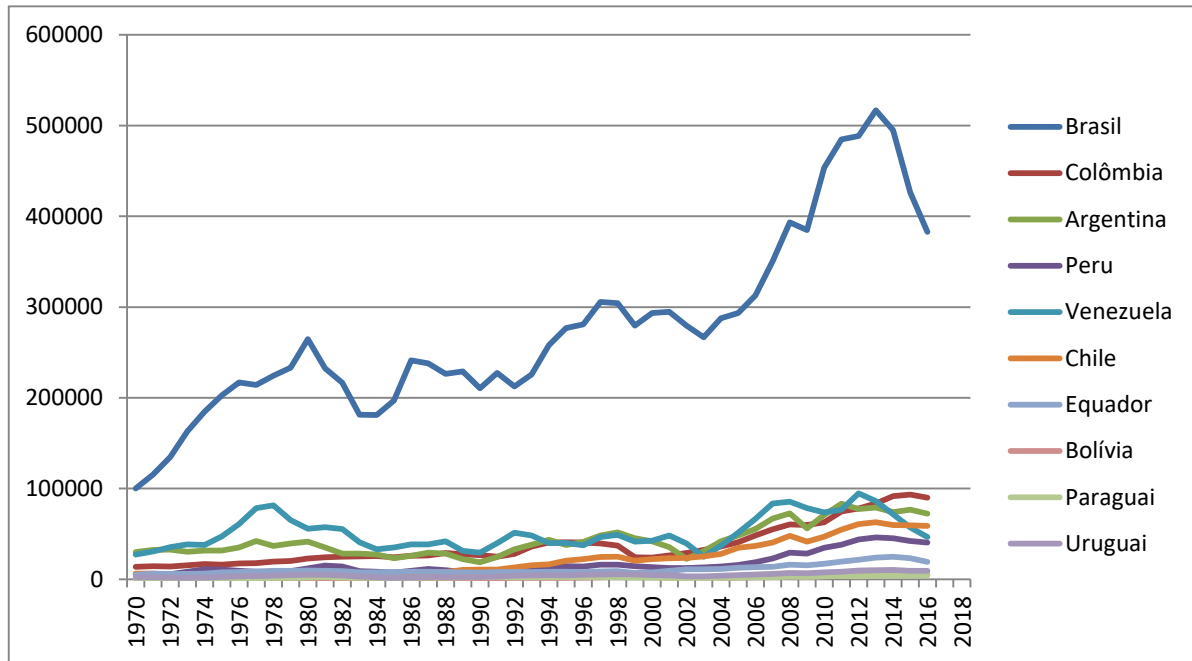
América Central



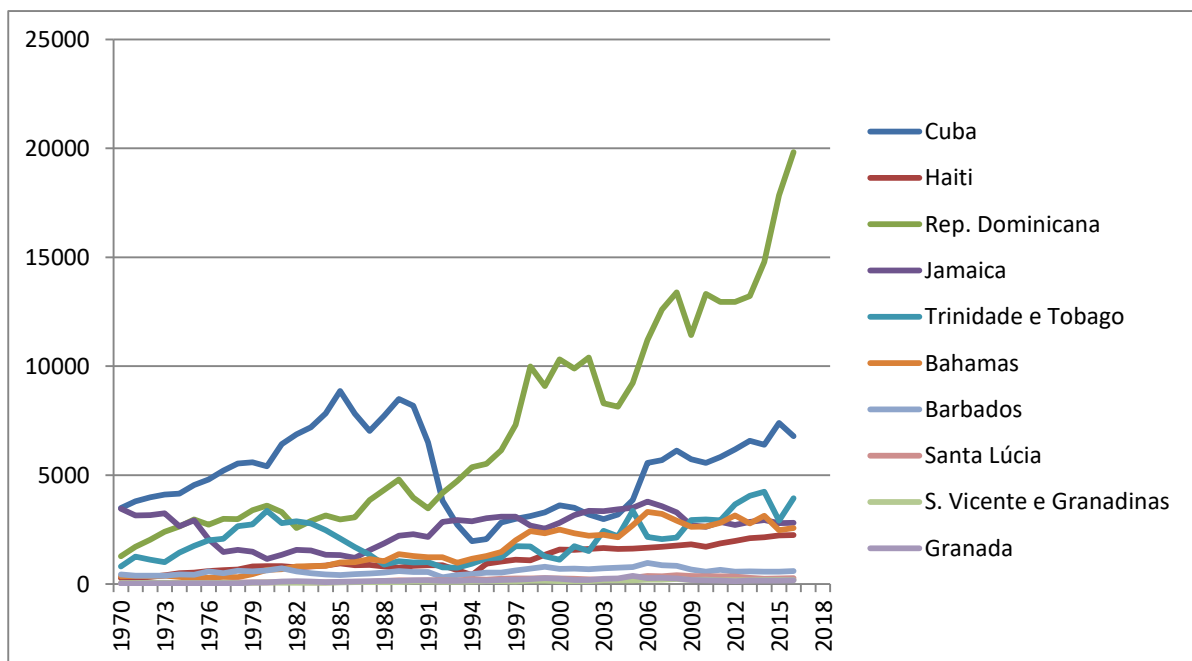
América do Norte



América do Sul

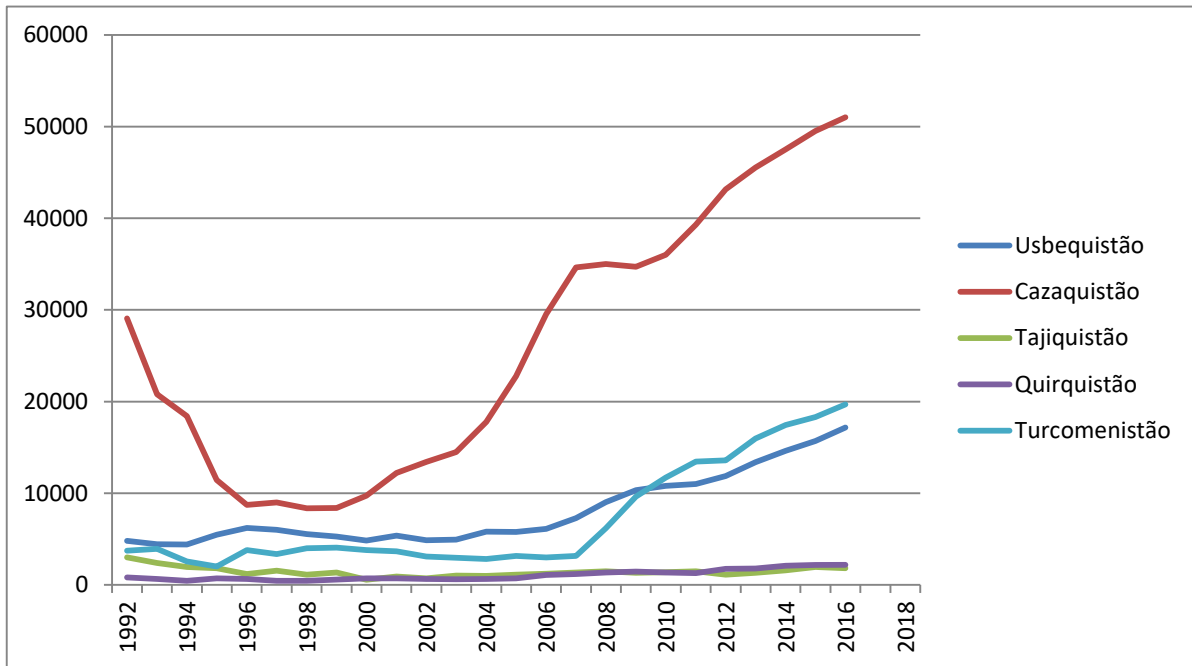


Caribe

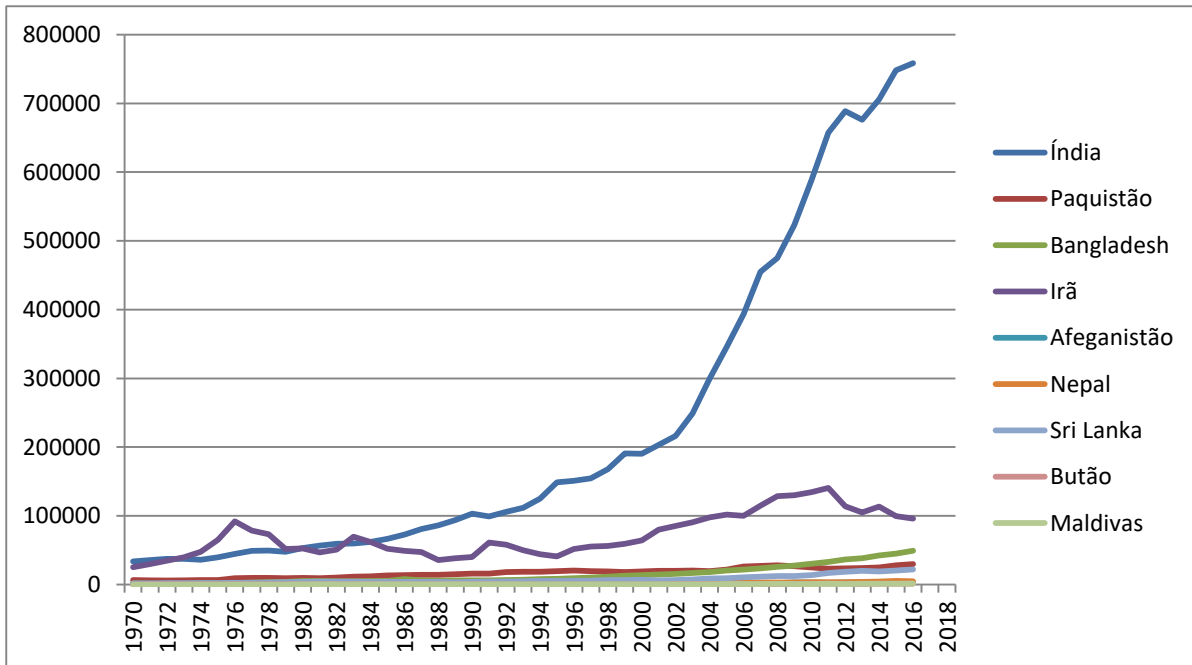


Ásia

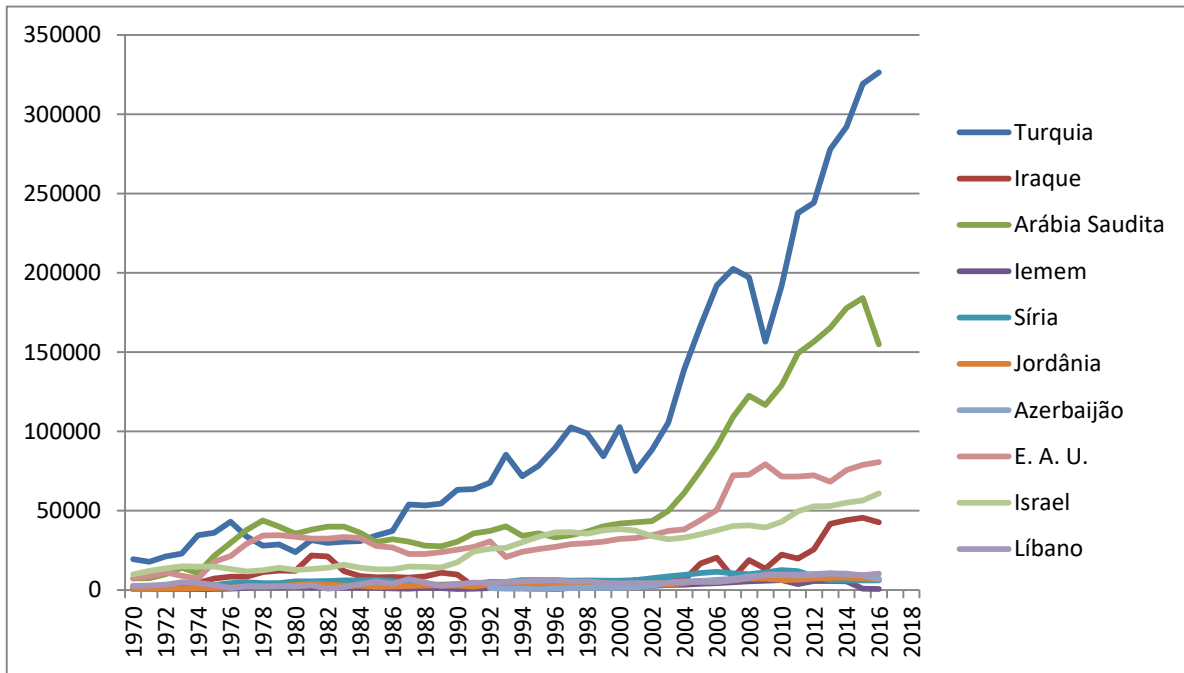
Ásia Central



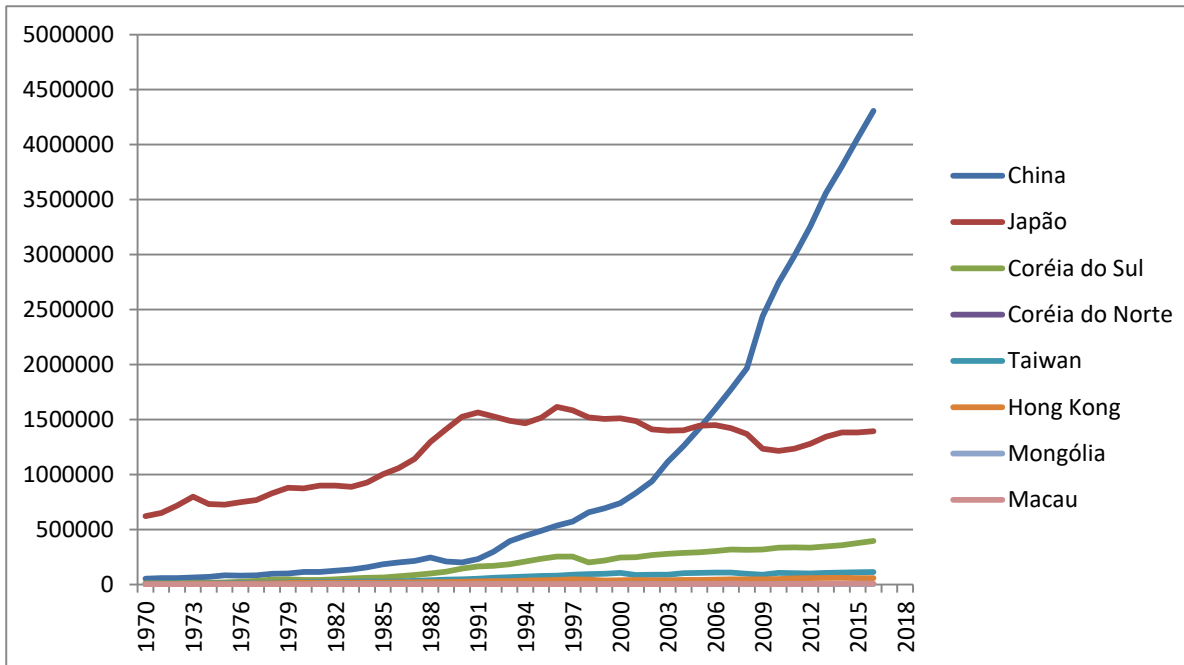
Ásia Meridional



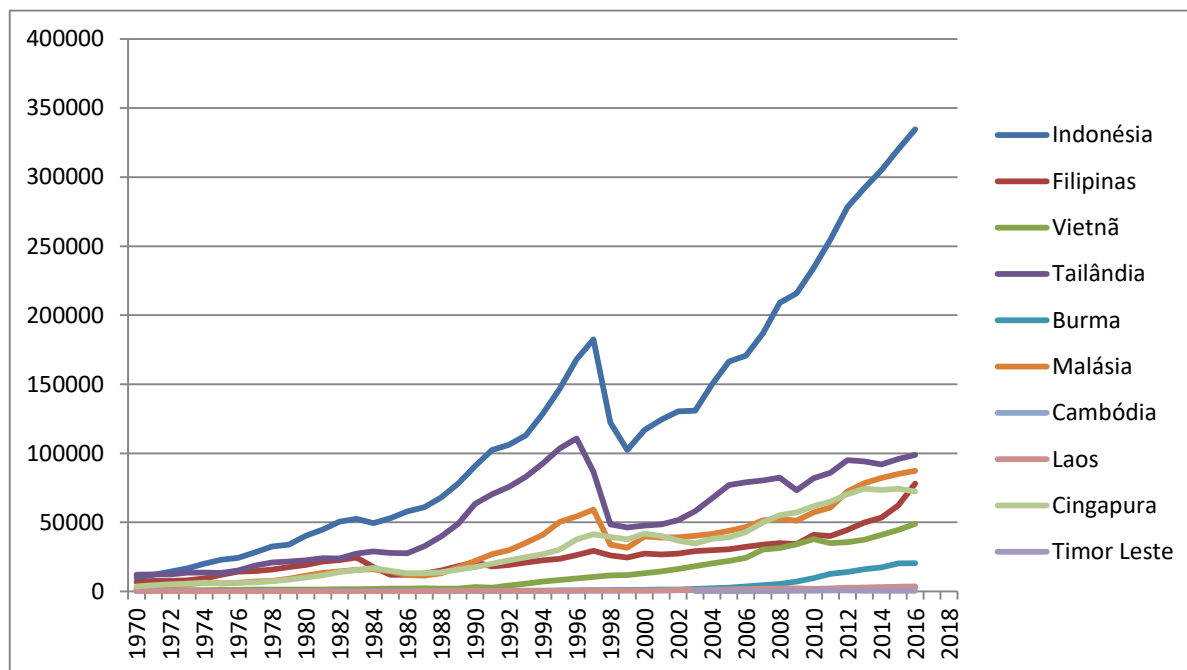
Oriente Médio



Ásia Oriental

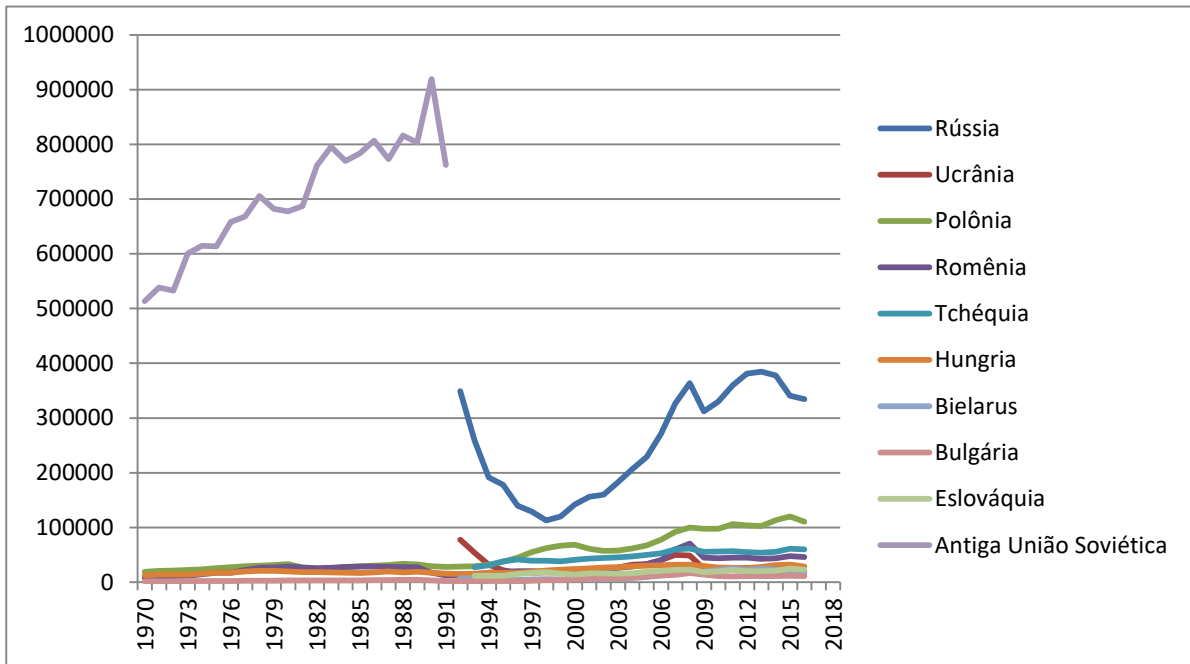


Sudeste Asiático

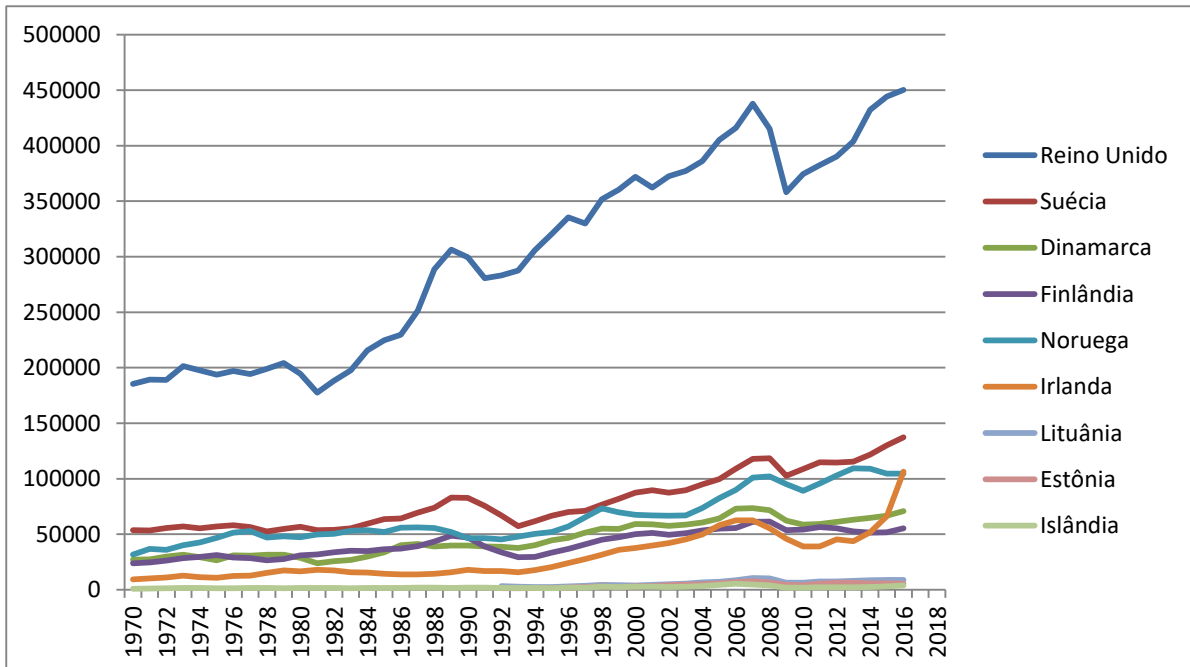


Europa

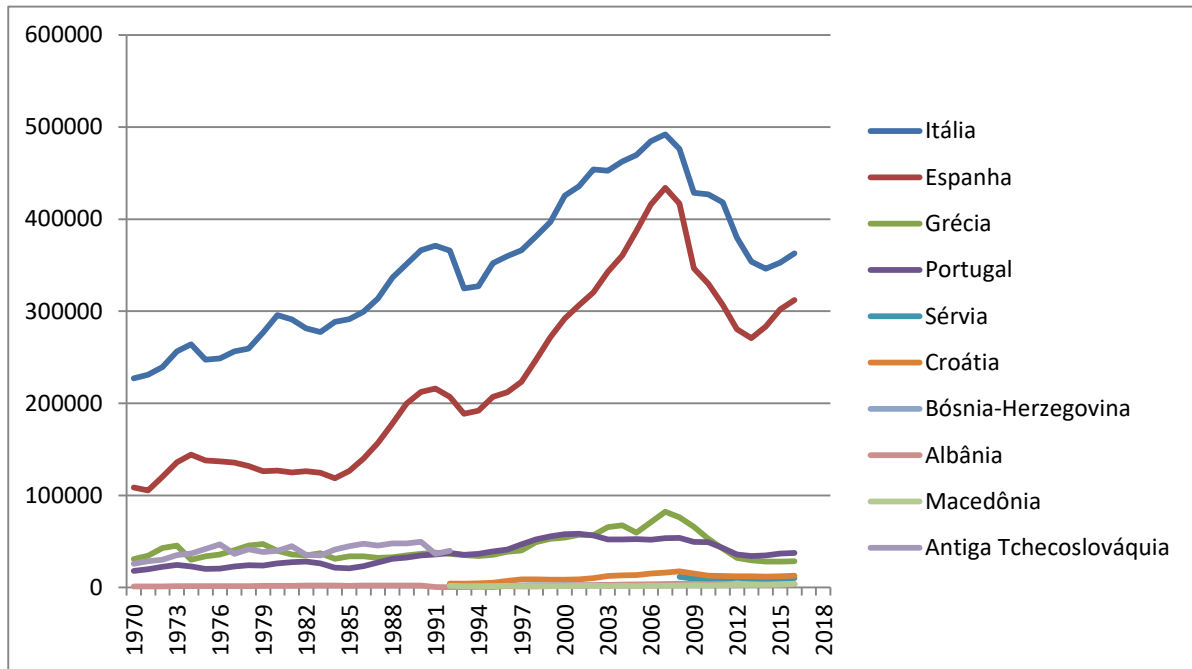
Leste Europeu



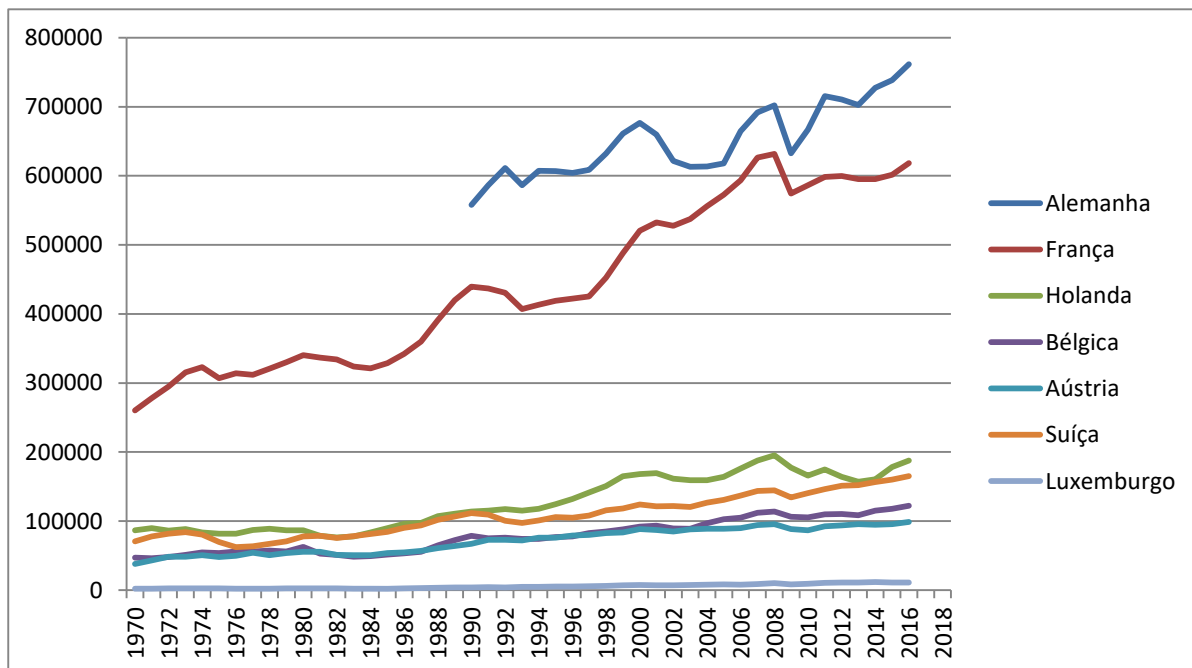
Europa Setentrional



Europa Meridional

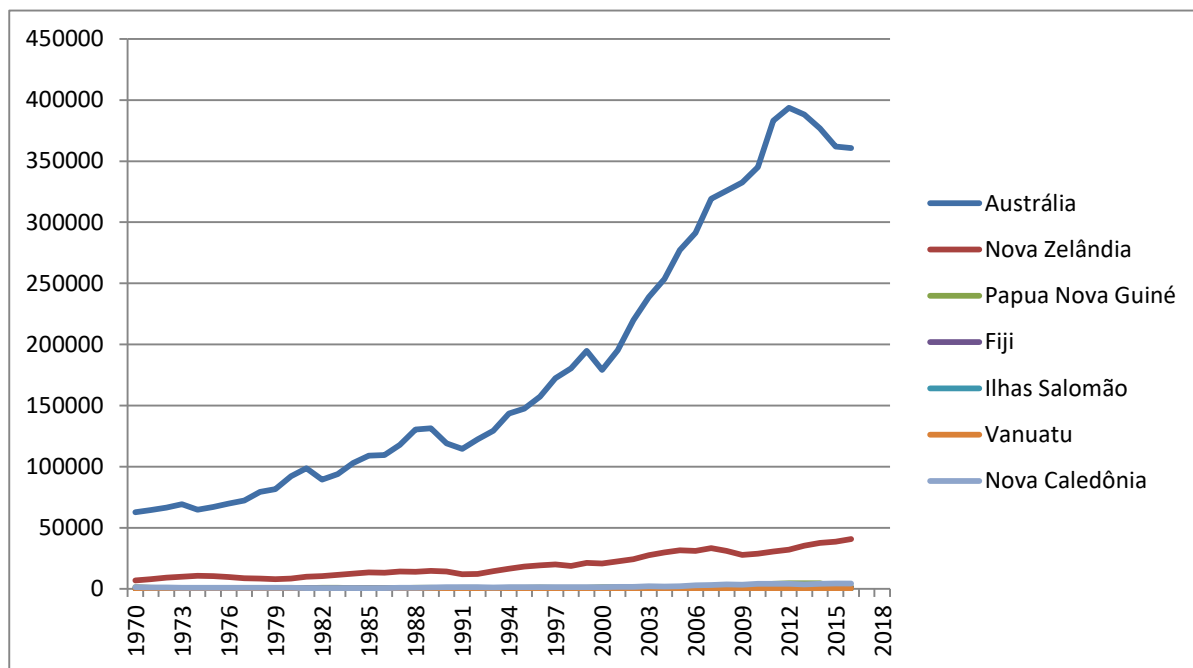


Europa Ocidental

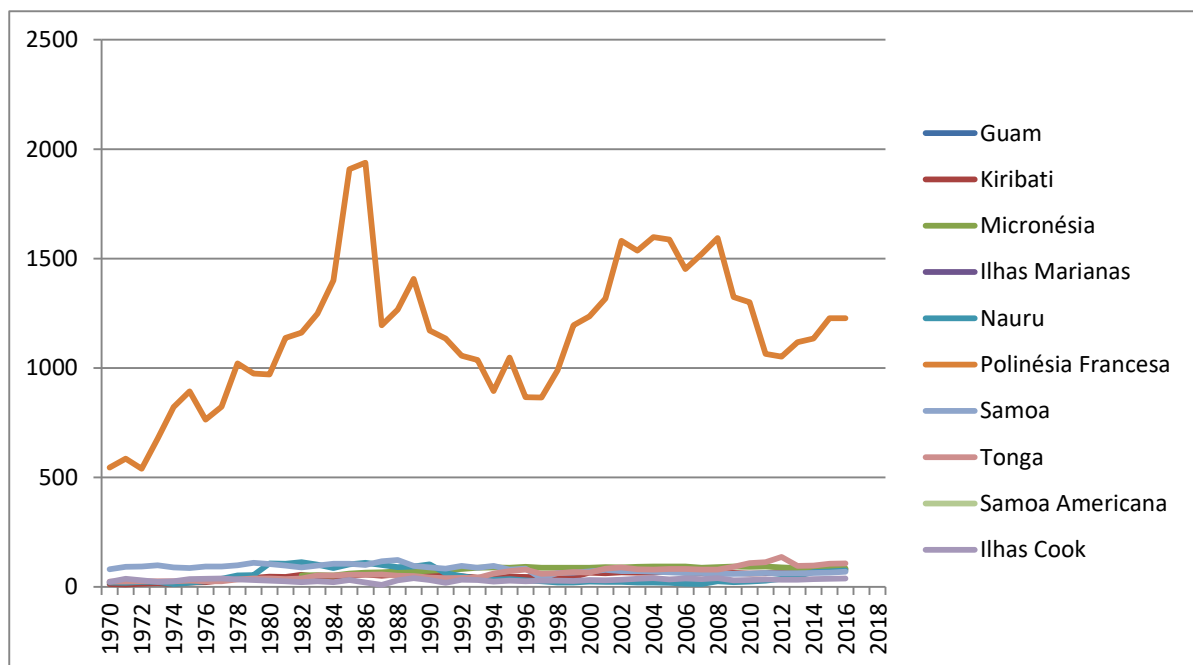


Oceania

Austrália e Melanésia



Micronésia e Polinésia



Referências

BP Global (BP). BP Statistical Review of World Energy. Disponível online em:
<https://www.bp.com/en/global/corporate/energy-economics/statistical-review-of-world-energy/downloads.html>

Energy Information Administration (EIA). International Energy Statistics. Disponível online em:
<https://www.eia.gov/beta/international/data/browser/#/?c=4100000020000600000000000000g000200000000000001&vs=INTL.44-1-AFRC-QBTU.A&vo=0&v=H&end=2015>

International Monetary Fund (IMF). World Economic Outlook – Database. October 2018 Disponível online em: <https://www.imf.org/external/pubs/ft/weo/2018/02/weodata/weoselgr.aspx>

Stockholm International Peace Research Institute (SIPRI). SIPRI Military Expenditure Database. Disponível online em: <https://www.sipri.org/databases/milex>

United Nations Conference on Trade and Development (UNCTAD). UNCTADSTAT. Disponível online em: http://unctadstat.unctad.org/wds/ReportFolders/reportFolders.aspx?sCS_ChosenLang=en

World Development Indicators (WDI). The World Bank Databank. Disponível online em: <http://databank.worldbank.org/data/reports.aspx?source=World-Development-Indicators>