



**Observatório de dados internacionais**

**Comparação entre grupos**

**Valor adicionado pela indústria  
em dólares constantes de 2010  
(em milhões de dólares)**

**Coordenação: Prof. Thiago Periard**

**Departamento de Ciências Econômicas**



**Universidade Federal  
de São João del-Rei**

### **Sobre o DataObs**

O Observatório de dados internacionais – DataObs - é um projeto de pesquisa destinado a levantar, organizar e disponibilizar a mais ampla gama possível de dados internacionais disponíveis nos principais organismos internacionais. Com isto o projeto espera contribuir para uma melhor compreensão da realidade socioeconômica mundial, sendo uma ferramenta útil para uma discussão baseada em fatos.

### **Sobre este relatório**

Este relatório mostra a evolução histórica de uma variável a partir da organização dos países do mundo em grupos geopolíticos. Esta ferramenta permite verificar as dinâmicas regionais e a representatividade de cada grupo dentro do cenário global.

### **Equipe do Projeto**

Coordenação: Prof. Thiago Periard do Amaral

Colaboração : Prof. Norberto Martins Vieira

Marcos Vinicius Barbosa – Estudante de Ciências Econômicas da UFSJ

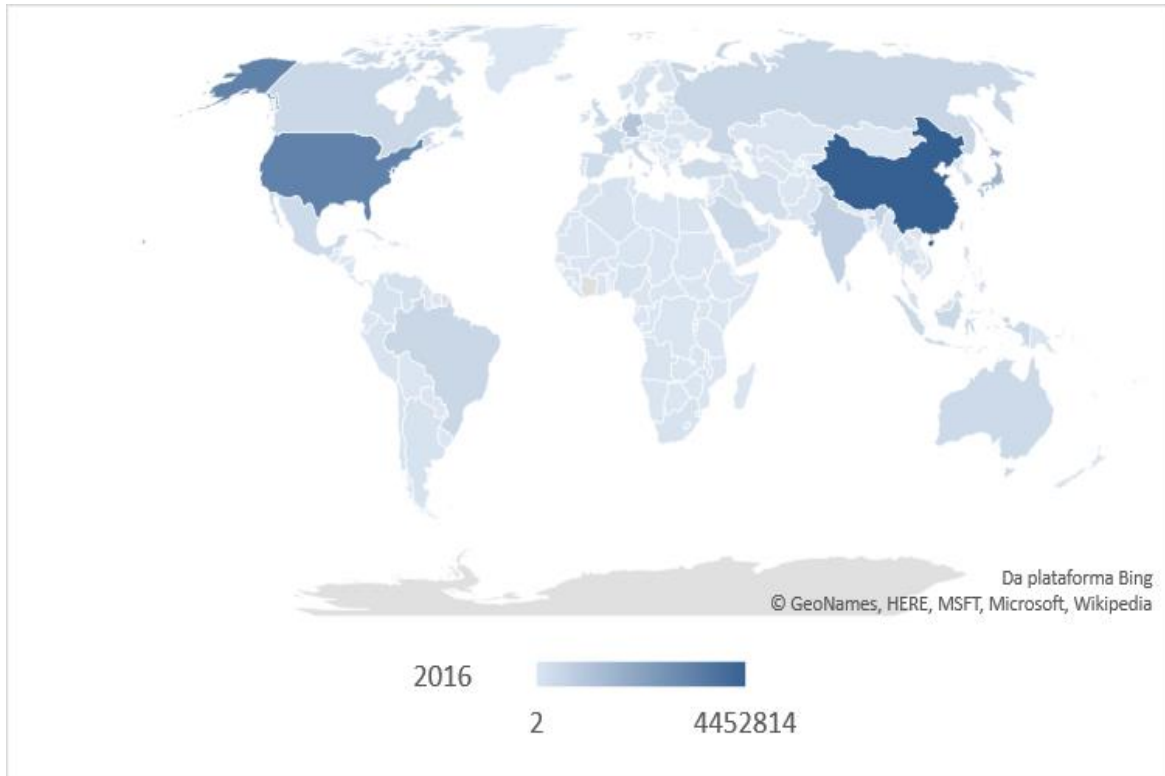
### **Contato**

[www.dataobs.com.br](http://www.dataobs.com.br)  
[contato@dataobs.com.br](mailto:contato@dataobs.com.br)

# Índice

<b>1 - Visão geral da amostra</b>	<b>pág. 4</b>
<b>2 - Totais</b>	<b>pág. 6</b>
<b>3 - Percentuais</b>	<b>pág. 7</b>
<b>4 - Crescimento</b>	<b>pág. 8</b>
<b>5 - Variações</b>	<b>pág. 9</b>
<b>6 - Brasil, China e Índia</b>	<b>pág. 10</b>
<b>7 - Antiga União Soviética</b>	<b>pág. 11</b>
<b>8 - OCDE</b>	<b>pág. 12</b>
<b>8 - OPEP</b>	<b>pág. 13</b>
<b>10 - Outros</b>	<b>pág. 14</b>
<b>11 - Divisão por continente</b>	<b>pág. 15</b>
<b>12 - Referências</b>	<b>pág. 16</b>

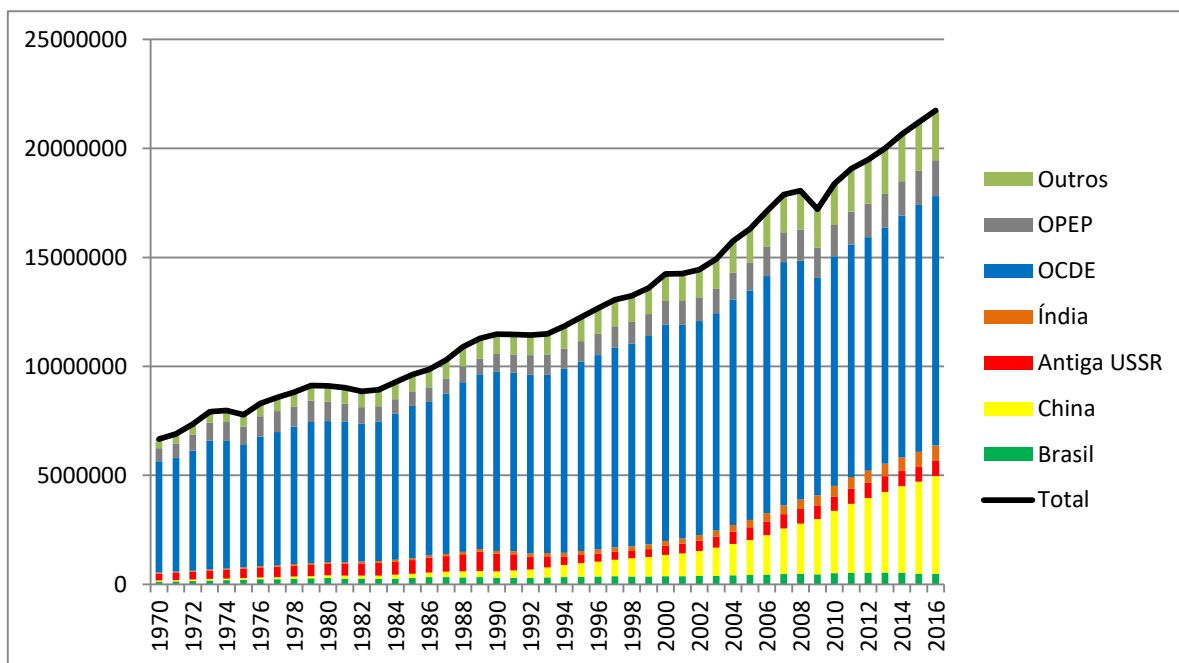
## Mapa



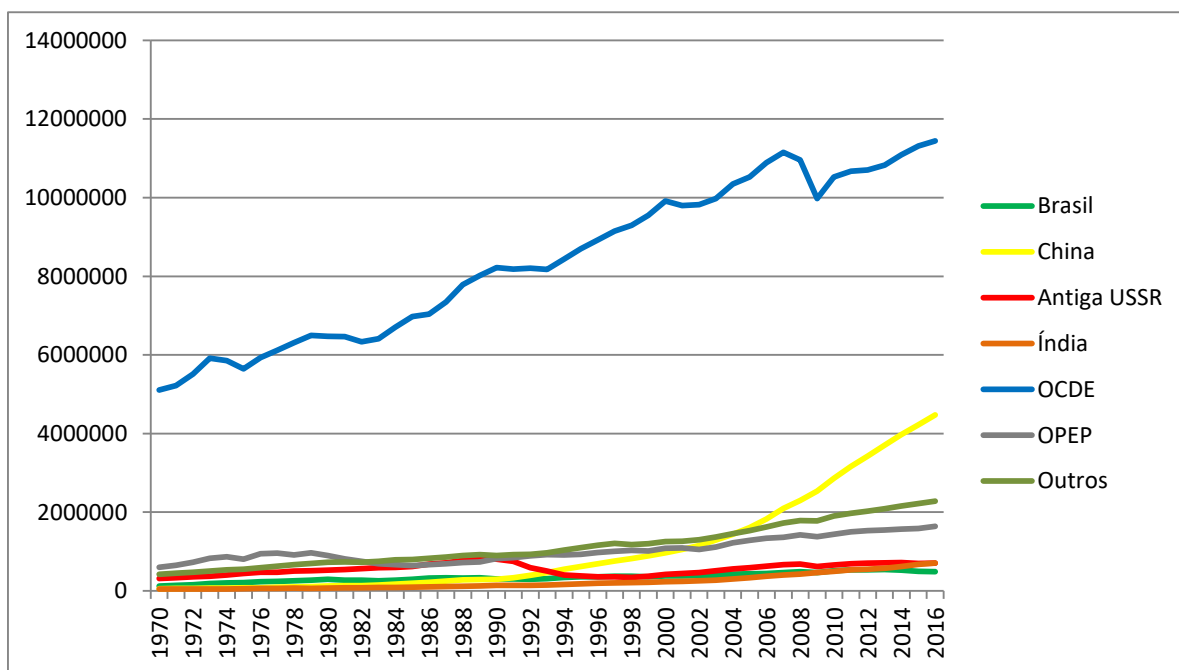
## Ranking

Rank	Country	Value	Rank	Country	Value	Rank	Country	Value	Rank	Country	Value
1	China	4452813,94	51	Finland	59697,11	101	Paraguay	7212,93	151	Rwanda	1559,77
2	United States	3324858,53	52	Vietnam	56778,21	102	Korea, North	7117,05	152	Suriname	1464,00
3	Japan	1705809,40	53	Israel	52679,12	103	Syria	6572,72	153	Malta	1392,45
4	Germany	1050478,38	54	Bangladesh	49257,44	104	Estonia	6012,89	154	Moldova	1334,76
5	India	707802,42	55	Oman	44641,87	105	El Salvador	6002,04	155	Malawi	1253,59
6	Brazil	490444,88	56	Portugal	44186,35	106	Latvia	5545,65	156	Guyana	1103,98
7	Russia	489497,22	57	Pakistan	43524,87	107	Libya	5150,26	157	Bahamas, The	1046,23
8	France	478119,45	58	Slovakia	36713,54	108	Uganda	5111,18	158	Bhutan	957,44
9	Canada	473092,12	59	Hungary	36687,77	109	South Sudan	4943,16	159	Lesotho	786,91
10	United Kingdom	454290,14	60	New Zealand	34625,51	110	Cambodia	4817,15	160	Montenegro	779,45
11	Korea, South	448168,49	61	Greece	33589,53	111	Tunisia	4663,47	161	Togo	744,14
12	Italy	439929,44	62	Ecuador	31252,94	112	Honduras	4661,63	162	Eritrea	658,31
13	Indonesia	420854,27	63	Morocco	31219,83	113	Botswana	4402,18	163	Fiji	618,96
14	Australia	405632,34	64	Azerbaijan	29449,09	114	Chad	4382,98	164	French Polynesia	615,71
15	Saudi Arabia	401473,39	65	Ukraine	25517,99	115	Bosnia and Herzegovina	4267,98	165	Barbados	573,44
16	Mexico	376270,46	66	Dominican Republic	22097,31	116	Papua New Guinea	4192,49	166	San Marino	572,21
17	Spain	313234,33	67	Sri Lanka	21370,78	117	Afghanistan	4185,89	167	Curaçao	515,50
18	Turkey	303114,62	68	Hong Kong	20027,26	118	Mongolia	4170,20	168	Maldives	426,25
19	Iran	222878,34	69	Turkmenistan	19663,68	119	Lebanon	4162,97	169	Central African Republic	416,31
20	United Arab Emirates	197397,76	70	Belarus	19327,59	120	Iceland	3962,93	170	Greenland	404,38
21	Taiwan	181381,96	71	Burma (Myanmar)	19195,55	121	Laos	3666,79	171	Aruba	375,18
22	Poland	170225,10	72	Cuba	16580,19	122	Namibia	3664,45	172	Sierra Leone	365,38
23	Venezuela	168877,78	73	Uzbekistan	16075,35	123	Mauritania	3506,19	173	Burundi	345,09
24	Netherlands	168680,69	74	Congo (Kinshasa)	14126,99	124	Senegal	3470,10	174	Cape Verde	330,83
25	Switzerland	165054,81	75	Bahrain	13808,53	125	Zimbabwe	3294,36	175	Andorra	329,21
26	Norway	155477,31	76	Slovenia	13734,11	126	Haiti	3220,77	176	Bermuda	322,01
27	Thailand	149718,82	77	Guatemala	13725,74	127	Georgia	3170,74	177	Cayman Islands	296,01
28	Malaysia	134642,22	78	Bulgaria	13682,68	128	Mali	3146,08	178	Belize	271,46
29	Iraq	121742,71	79	Croatia	12996,94	129	Armenia	3124,63	179	Djibouti	265,44
30	Sweden	120325,37	80	Lithuania	12224,34	130	Albania	3120,29	180	Antigua and Barbuda	208,75
31	Ireland	116052,76	81	Serbia	12038,50	131	Nicaragua	3043,57	181	Saint Kitts and Nevis	190,54
32	Colombia	112715,00	82	Panama	11805,06	132	Macedonia	2850,00	182	Samoa	184,22
33	Qatar	110141,58	83	Tanzania	11208,14	133	Madagascar	2801,55	183	Saint Lucia	150,41
34	Belgium	109247,51	84	Uruguay	10747,82	134	Mozambique	2720,91	184	Gambia, The	148,91
35	Austria	108284,43	85	Kenya	10555,10	135	New Caledonia	2646,00	185	Guinea-Bissau	138,11
36	South Africa	106844,87	86	Equatorial Guinea	9830,55	136	Nepal	2603,19	186	Seychelles	129,45
37	Argentina	103369,24	87	Cameroon	9811,96	137	Yemen	2571,84	187	Grenada	117,77
38	Nigeria	99257,10	88	Costa Rica	9720,60	138	Cyprus	2552,17	188	Solomon Islands	115,46
39	Philippines	96645,82	89	Ghana	9566,90	139	Burkina Faso	2487,73	189	Saint Vincent/Grenadines	113,16
40	Kuwait	93185,79	90	Trinidad and Tobago	9522,35	140	Jamaica	2450,85	190	Liberia	111,90
41	Algeria	88546,35	91	Congo (Brazzaville)	8716,49	141	Guinea	2411,33	191	Comoros	109,62
42	Chile	88337,47	92	Sudan	8678,65	142	Timor-Leste (East Timor)	2379,61	192	Nauru	100,56
43	Egypt	81322,01	93	Brunei	8389,54	143	Mauritius	2269,63	193	Virgin Islands, British	84,23
44	Czech Republic	76275,05	94	Zambia	8335,18	144	Palestinian Territories	2087,53	194	Netherlands (Dutch part)	80,20
45	Angola	74582,54	95	Jordan	7996,26	145	Swaziland	2073,52	195	Somalia	76,64
46	Singapore	70877,75	96	Cote d'Ivoire (Ivory Coast)	7983,43	146	Benin	1929,02	196	Tonga	74,68
47	Denmark	68693,96	97	Bolivia	7873,04	147	Tajikistan	1828,17	197	Vanuatu	72,90
48	Kazakhstan	66359,19	98	Gabon	7782,32	148	Macau	1755,11	198	British Virgin Islands and Caicos Islands	69,83
49	Peru	64683,58	99	Ethiopia	7627,64	149	Kyrgyzstan	1749,74	199	Dominica	55,91
50	Romania	64419,51	100	Luxembourg	7279,91	150	Niger	1690,67	200	Sao Tome and Principe	44,35

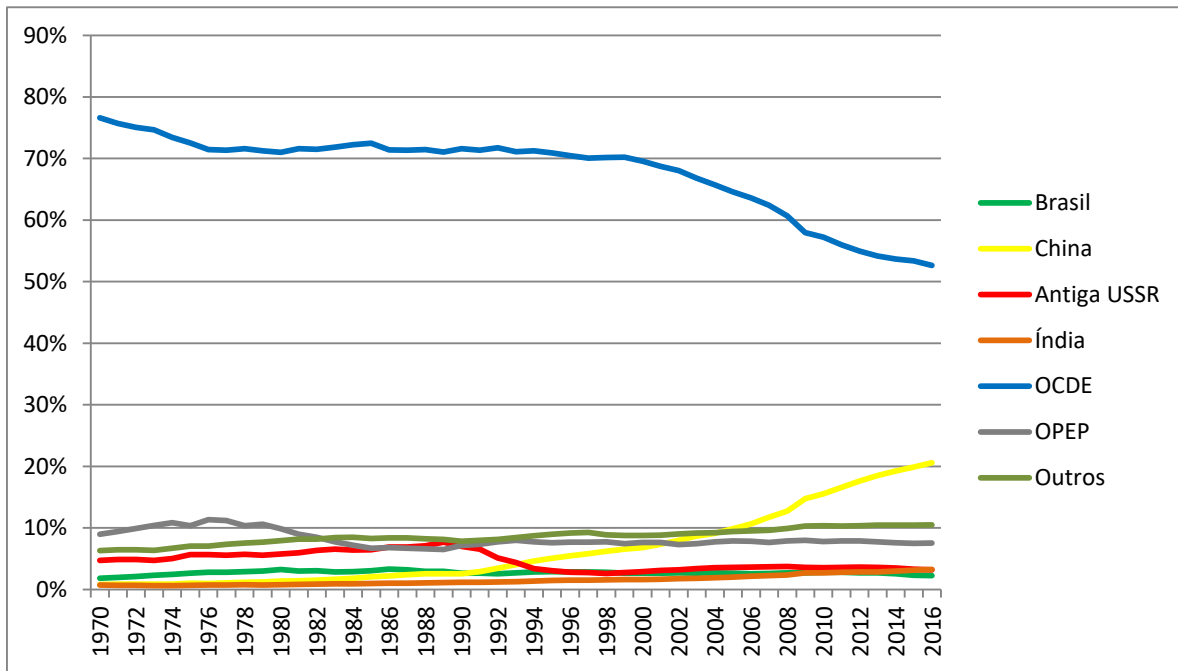
### Total mundial



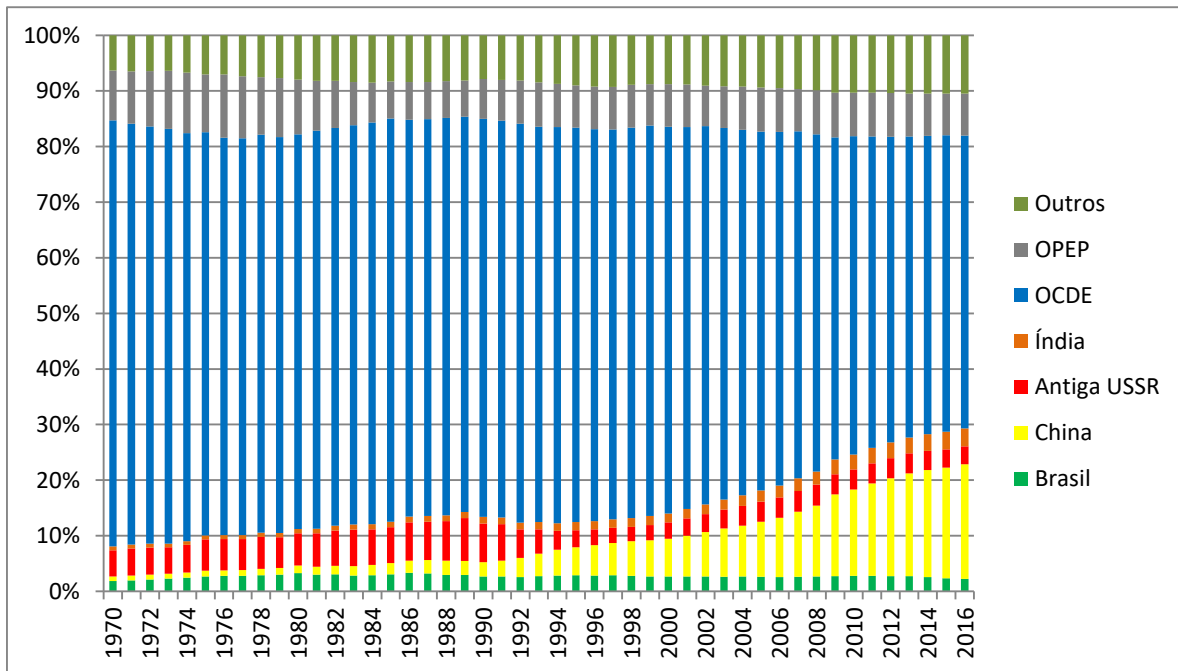
### Total regional



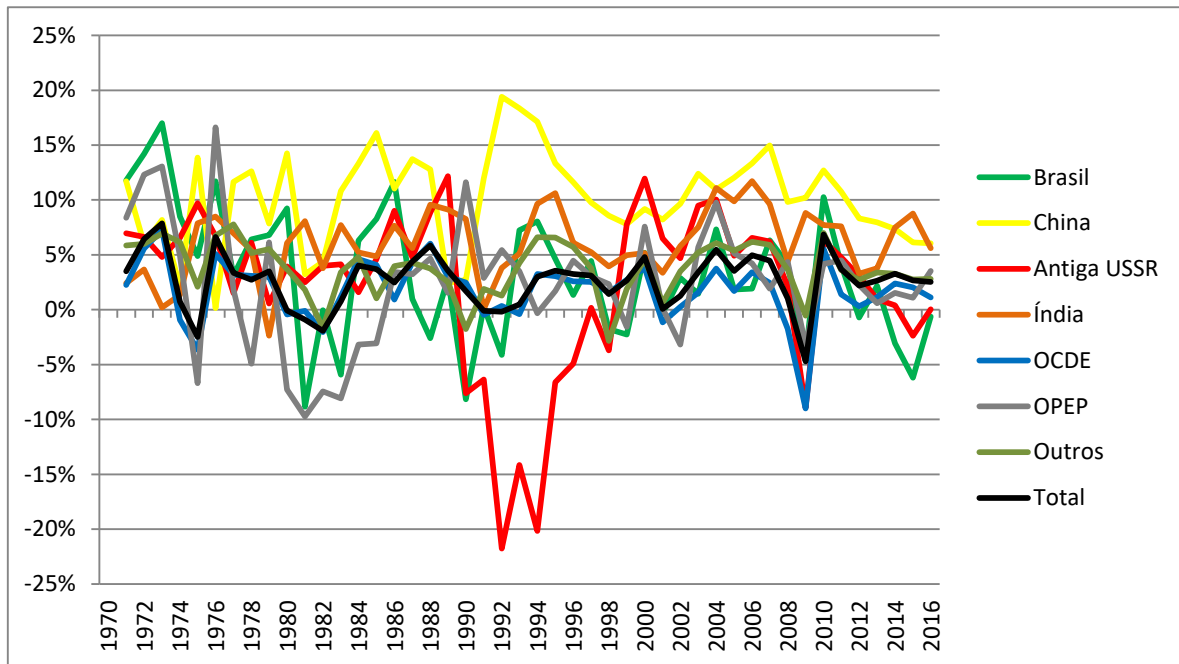
### Percentual do total



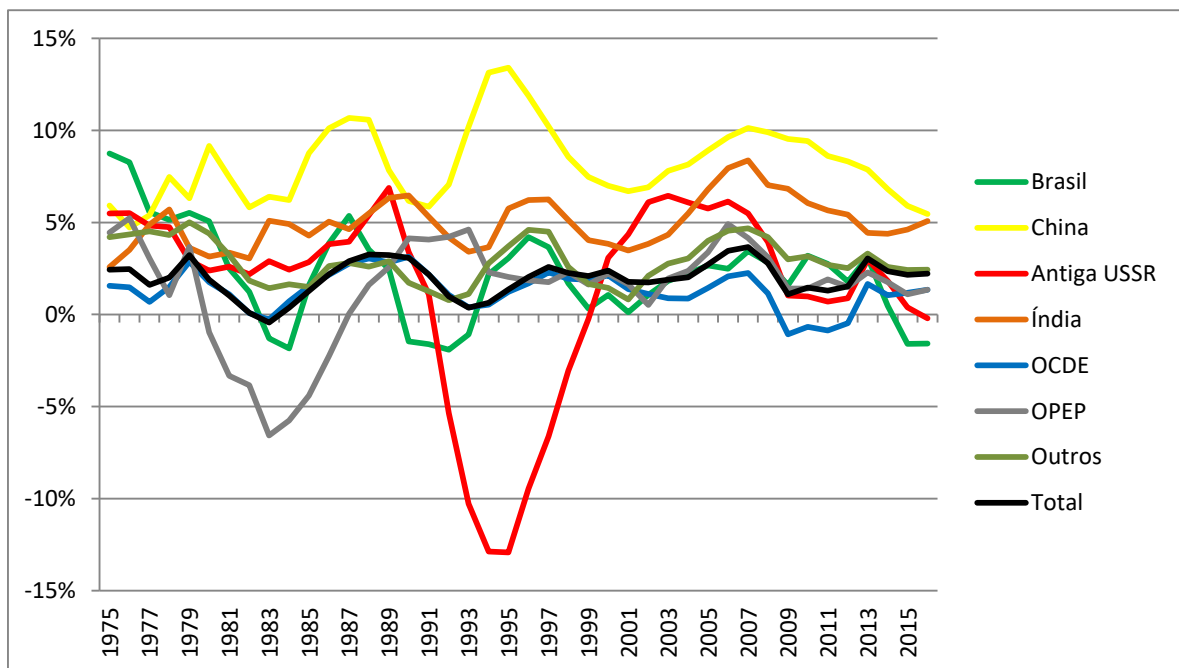
### Percentual acumulado



### Taxa de crescimento anual

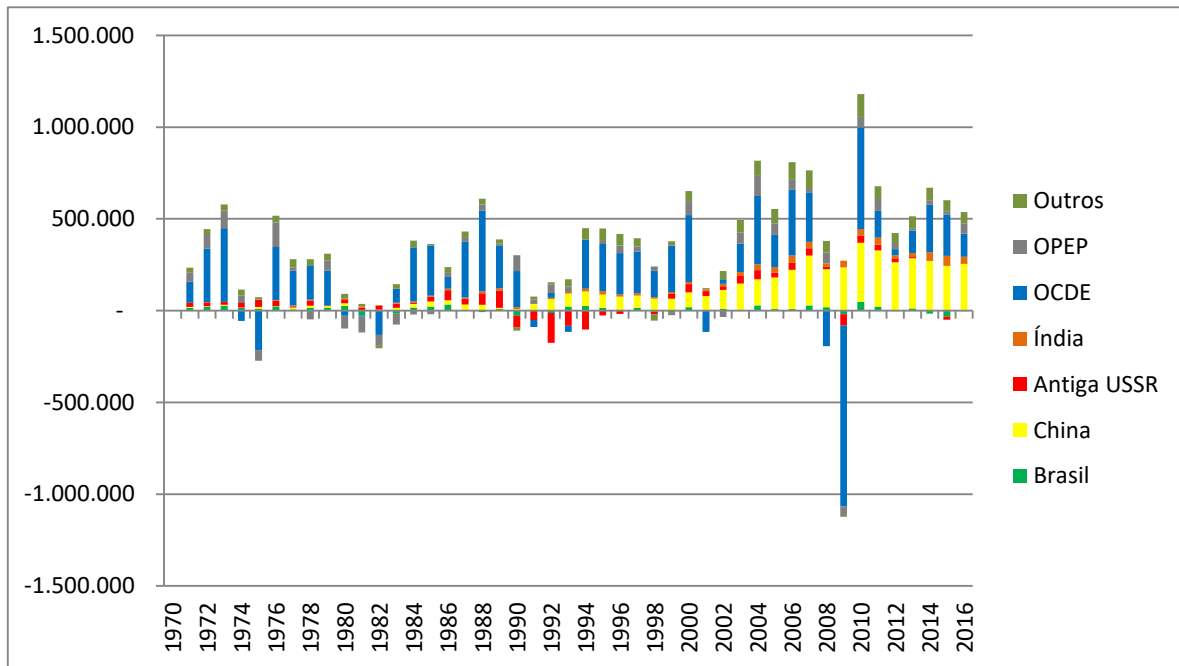


### Taxa de crescimento - média móvel de 5 anos

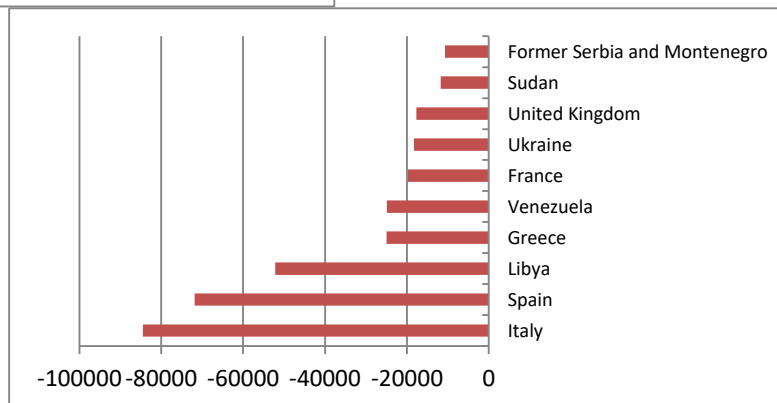
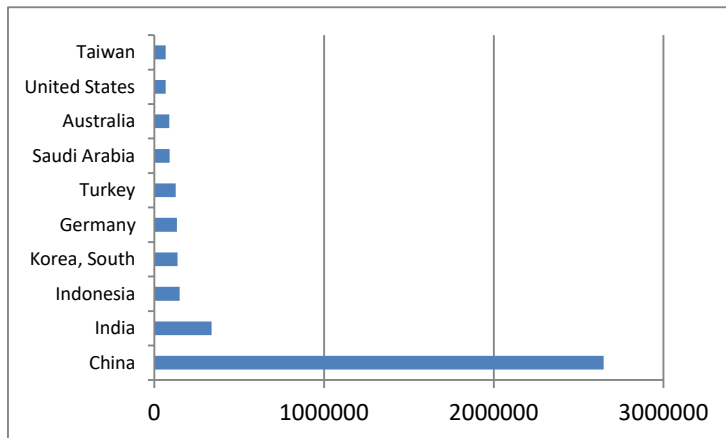




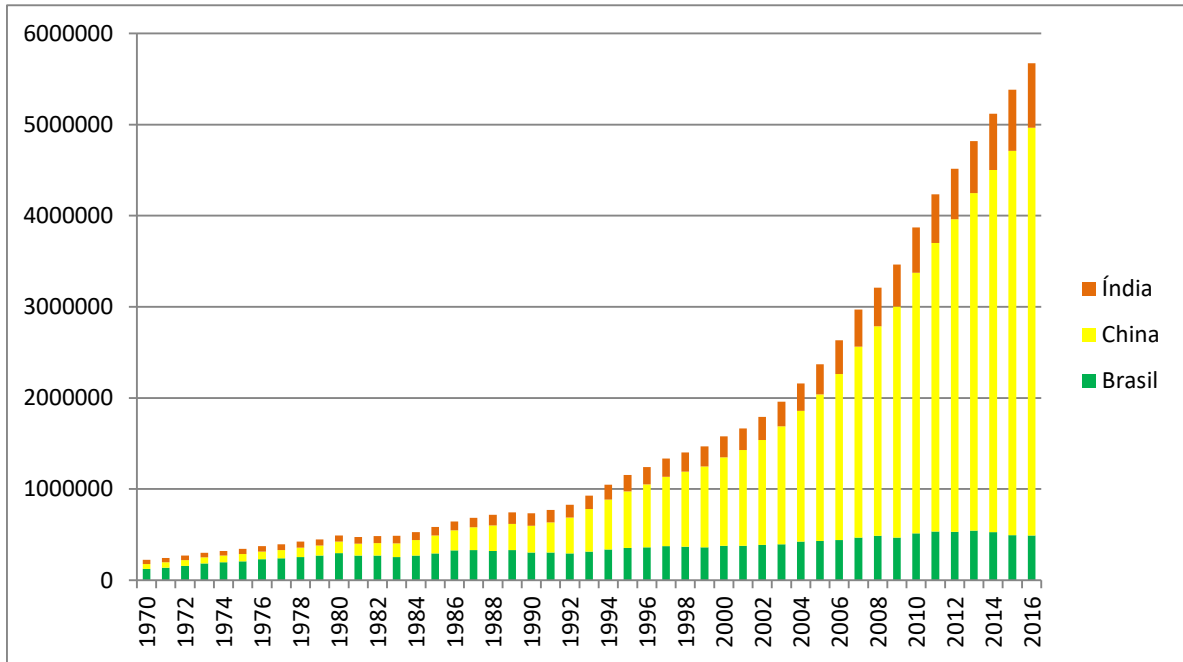
## Incremento anual



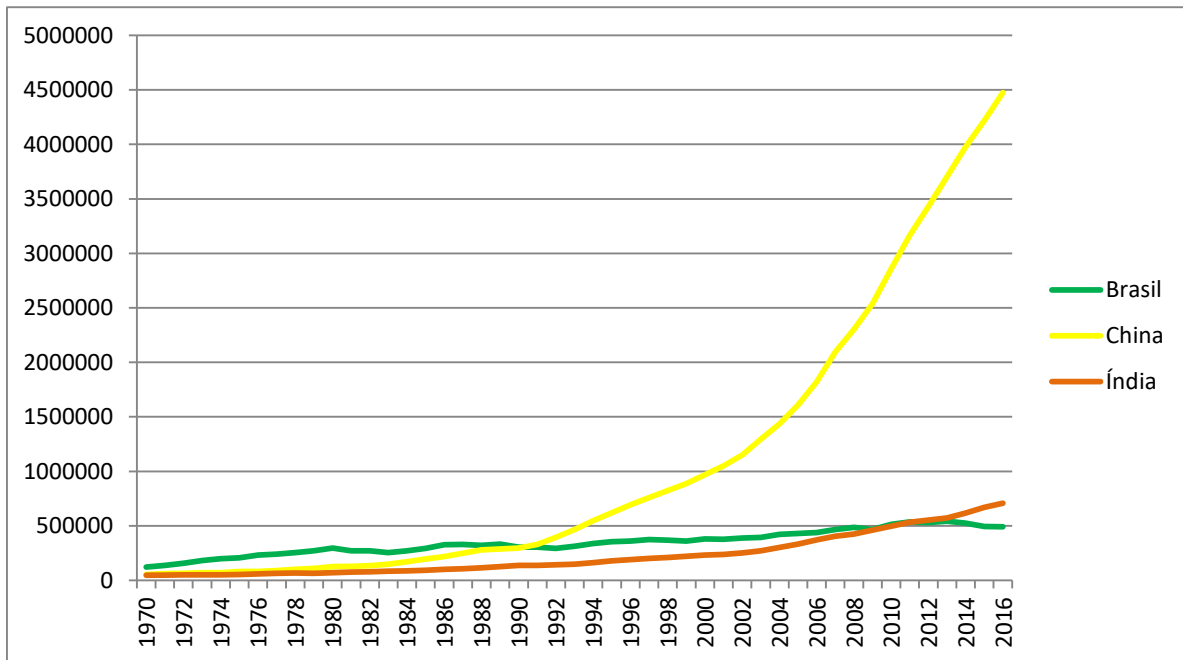
## Maiores variações positivas e negativas - últimos 10 anos



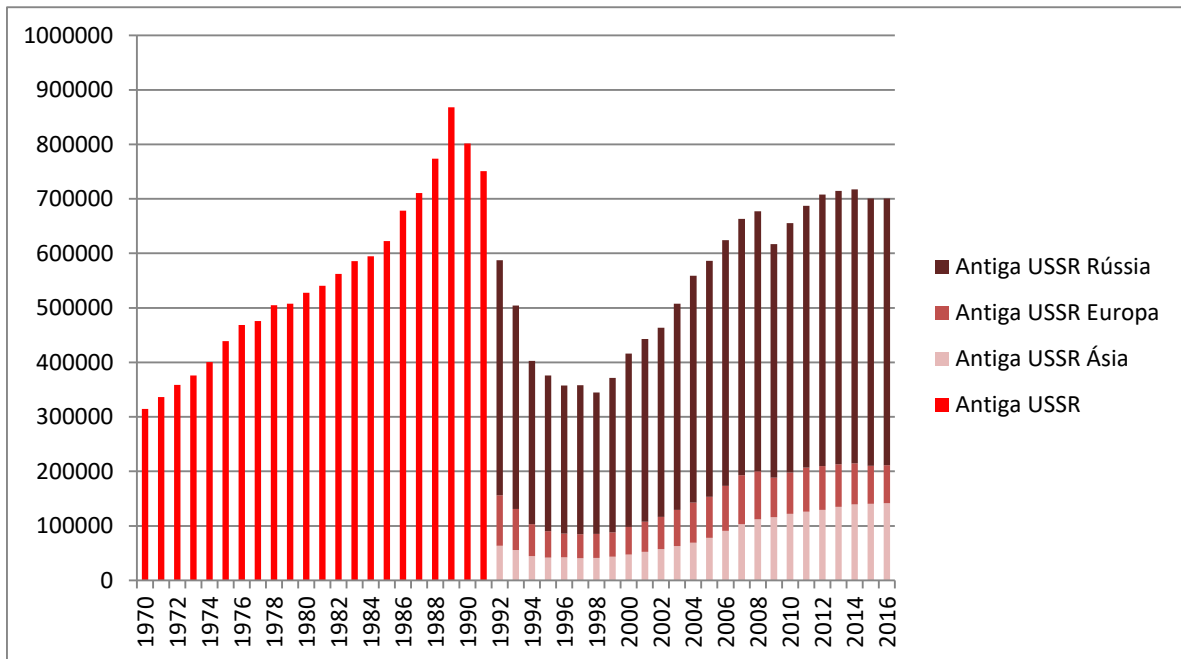
### Total do grupo



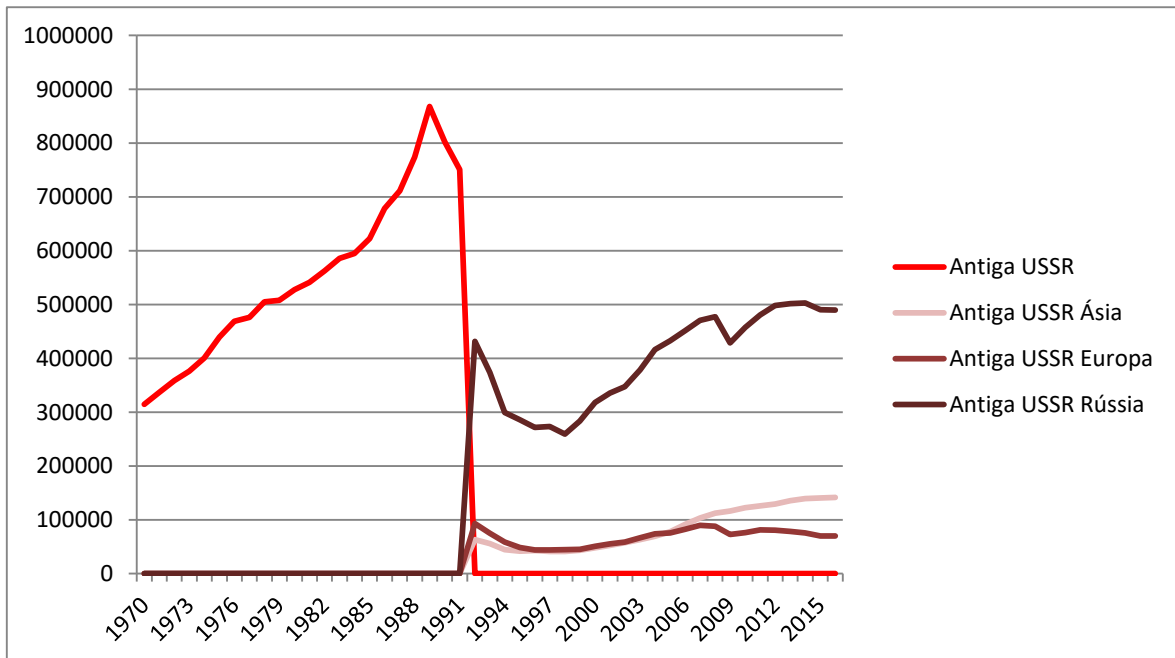
### Total subgrupo



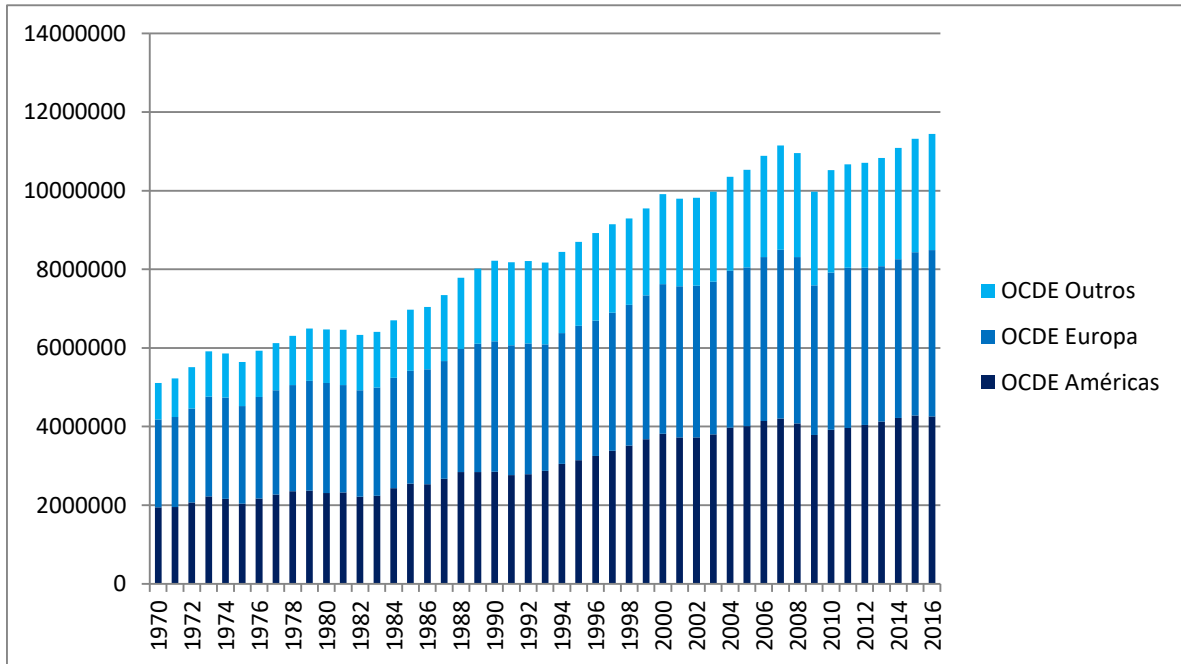
## Total do grupo



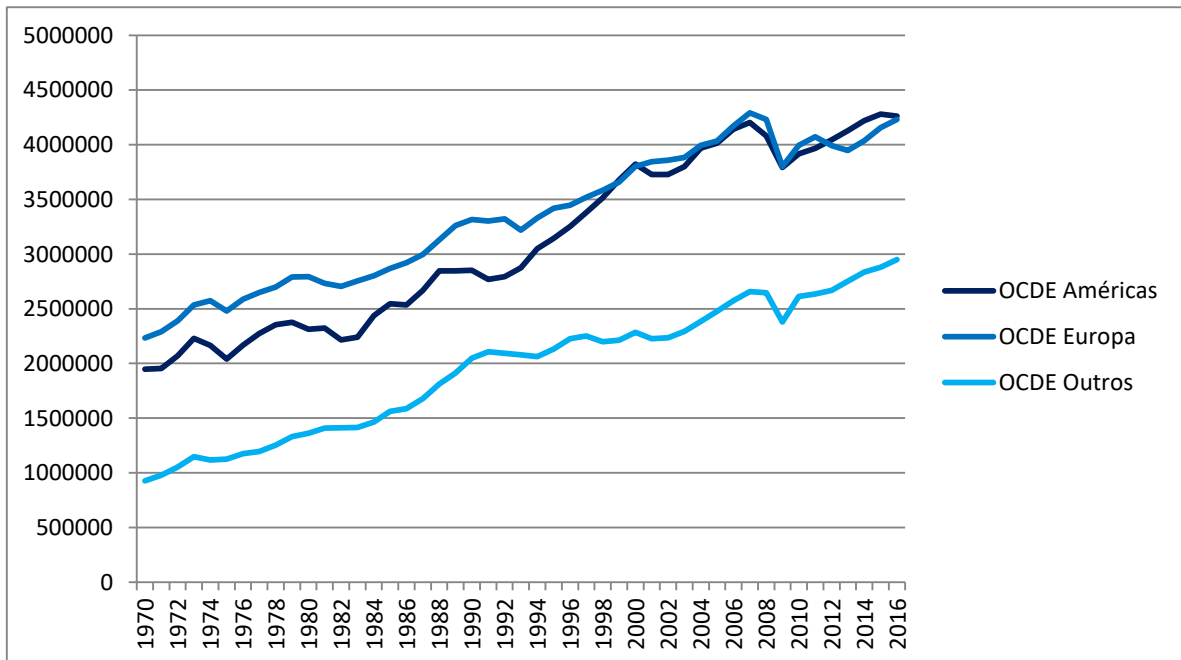
## Total subgrupo



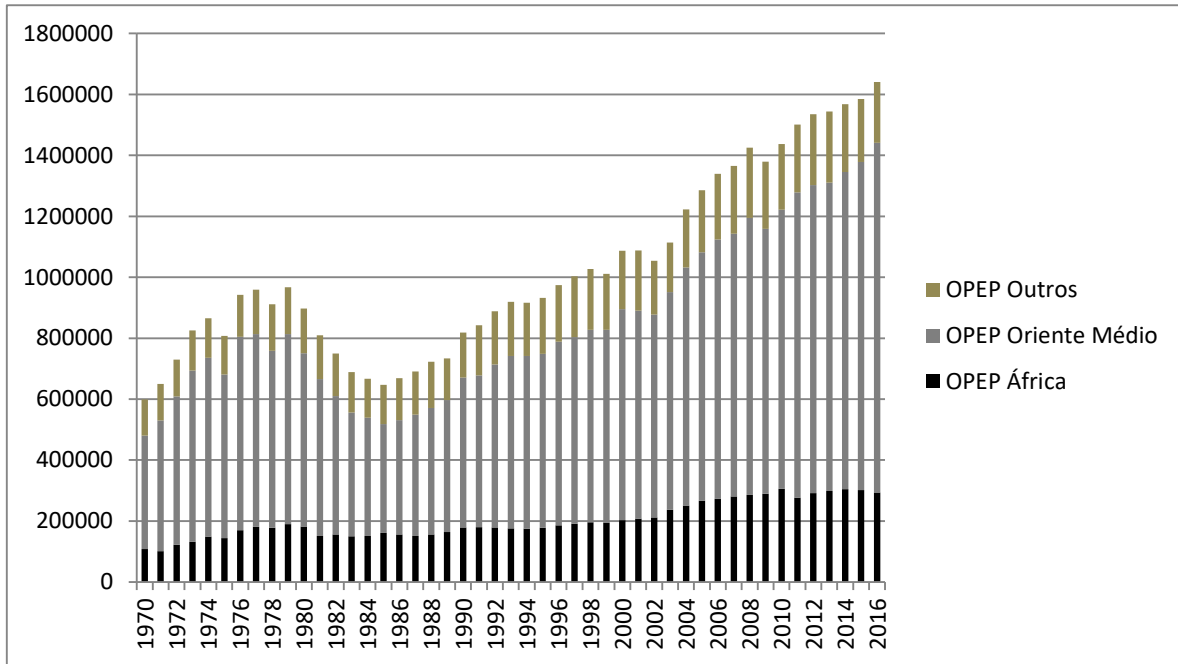
## Total do grupo



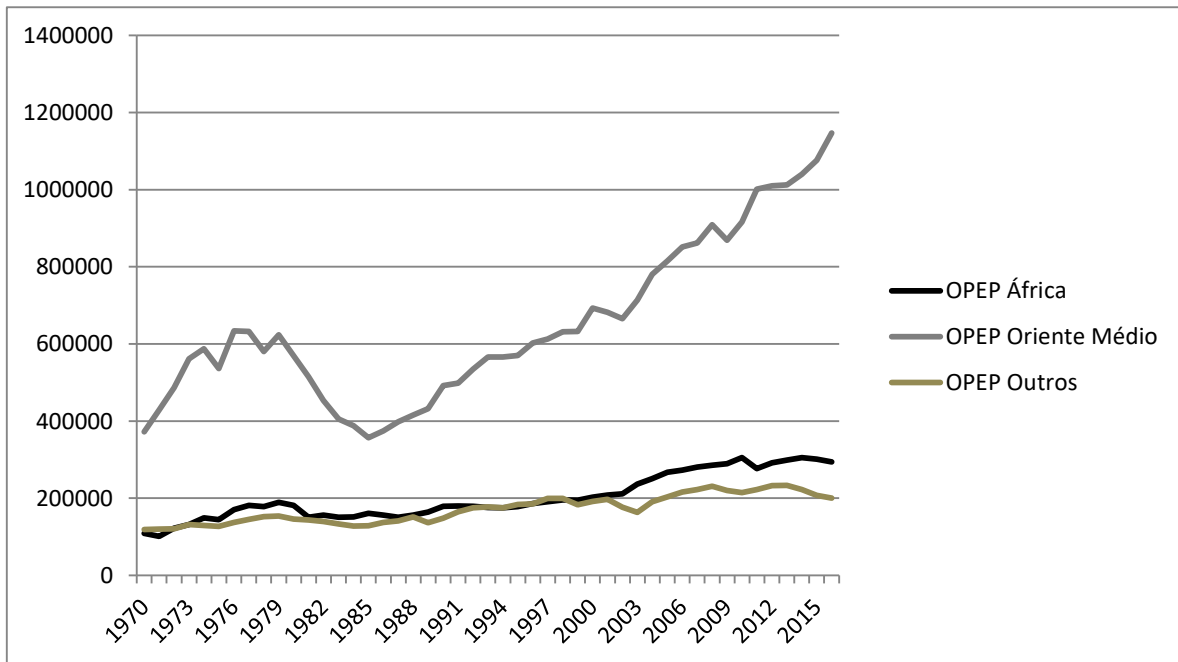
## Total subgrupo



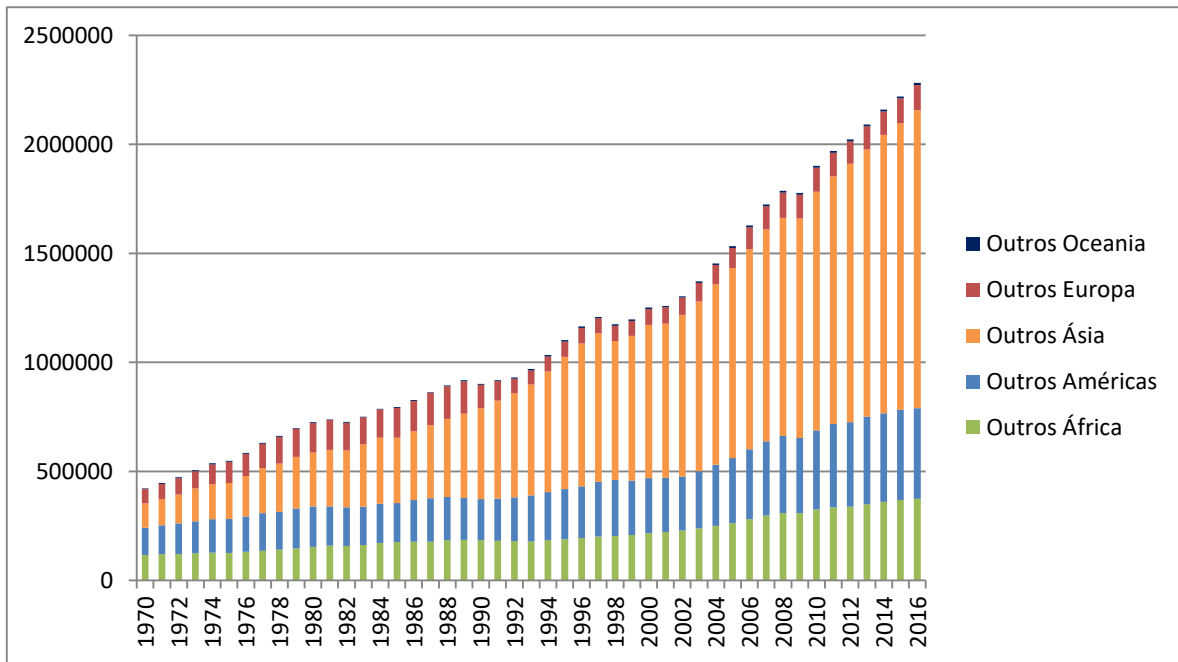
## Total do grupo



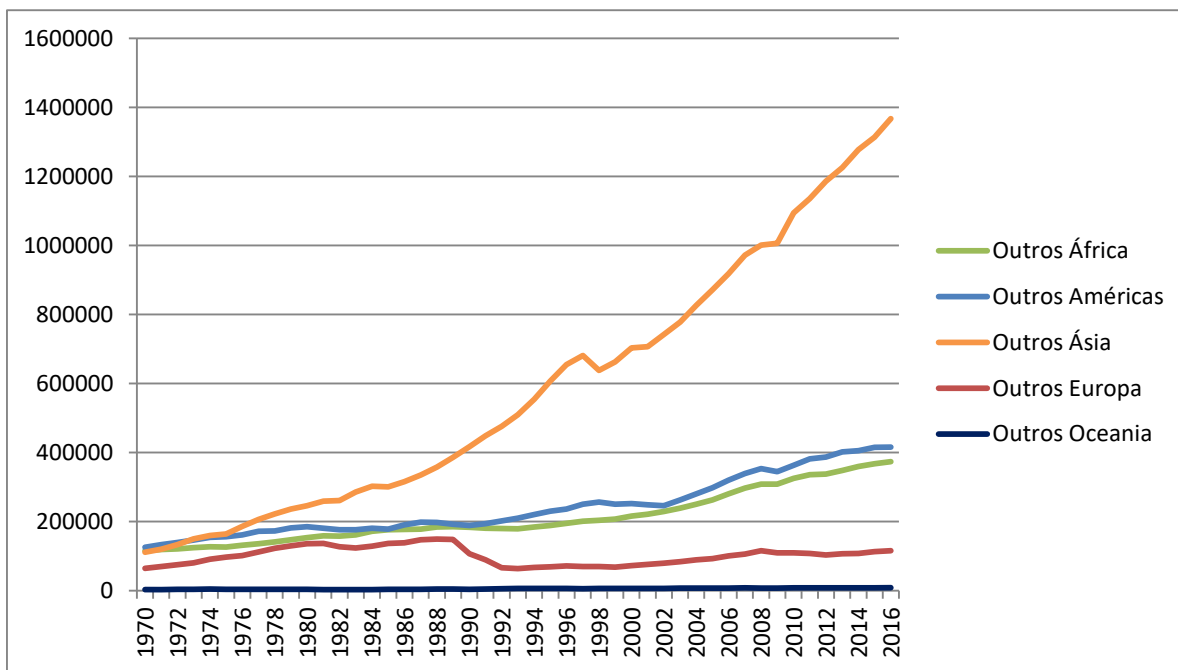
## Total subgrupo



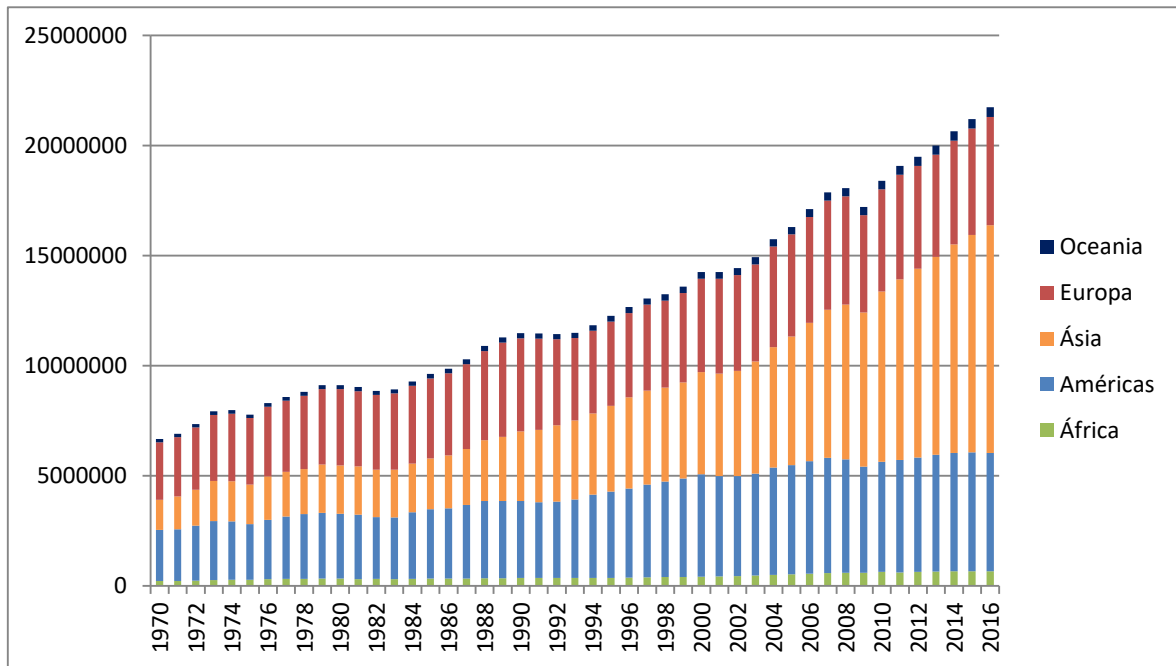
### Total do grupo



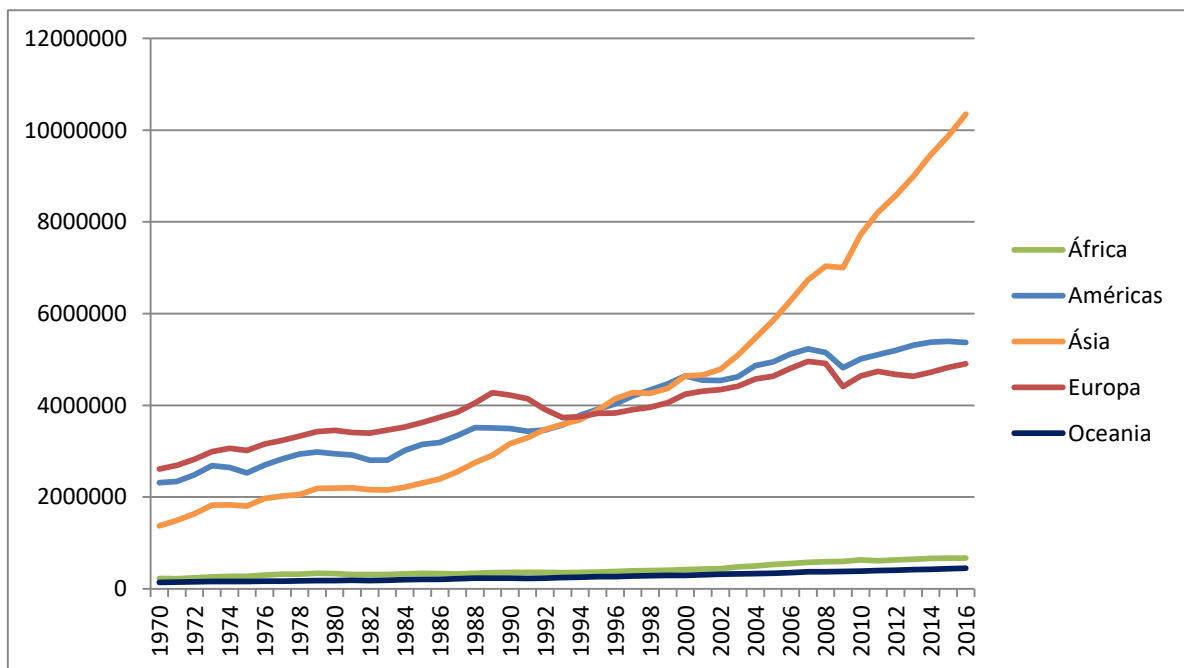
### Total subgrupo



## Total mundial - por continente



## Total continental



# Referências



BP Global (BP). BP Statistical Review of World Energy. Disponível online em:  
<https://www.bp.com/en/global/corporate/energy-economics/statistical-review-of-world-energy/downloads.html>

Energy Information Administration (EIA). International Energy Statistics. Disponível online em:  
<https://www.eia.gov/beta/international/data/browser/#/?c=4100000020000600000000000000g0002000000000000001&vs=INTL.44-1-AFRC-QBTU.A&vo=0&v=H&end=2015>

International Monetary Fund (IMF). World Economic Outlook – Database. October 2018 Disponível online em: <https://www.imf.org/external/pubs/ft/weo/2018/02/weodata/weoselgr.aspx>

Stockholm International Peace Research Institute (SIPRI). SIPRI Military Expenditure Database. Disponível online em: <https://www.sipri.org/databases/milex>

United Nations Conference on Trade and Development (UNCTAD). UNCTADSTAT. Disponível online em: [http://unctadstat.unctad.org/wds/ReportFolders/reportFolders.aspx?sCS\\_ChosenLang=en](http://unctadstat.unctad.org/wds/ReportFolders/reportFolders.aspx?sCS_ChosenLang=en)

World Development Indicators (WDI). The World Bank Databank. Disponível online em: <http://databank.worldbank.org/data/reports.aspx?source=World-Development-Indicators>

