



Observatório de dados internacionais

Comparação entre países

**Valor das exportações de bens e serviços
em dólares constantes de 2010
(em milhões de dólares)**

Coordenação: Prof. Thiago Periard

Departamento de Ciências Econômicas



**Universidade Federal
de São João del-Rei**

Sobre o DataObs

O Observatório de dados internacionais – DataObs - é um projeto de pesquisa destinado a levantar, organizar e disponibilizar a mais ampla gama possível de dados internacionais disponíveis nos principais organismos internacionais. Com isto o projeto espera contribuir para uma melhor compreensão da realidade socioeconômica mundial, sendo uma ferramenta útil para uma discussão baseada em fatos.

Sobre este relatório

Este relatório apresenta a evolução histórica de uma variável nos 170 países de maior população do mundo. Com isto espera-se disponibilizar uma ferramenta de fácil acesso para comparações entre países.

Equipe do Projeto

Coordenação: Prof. Thiago Periard do Amaral

Colaboração : Prof. Norberto Martins Vieira

Marcos Vinicius Barbosa – Estudante de Ciências Econômicas da UFSJ

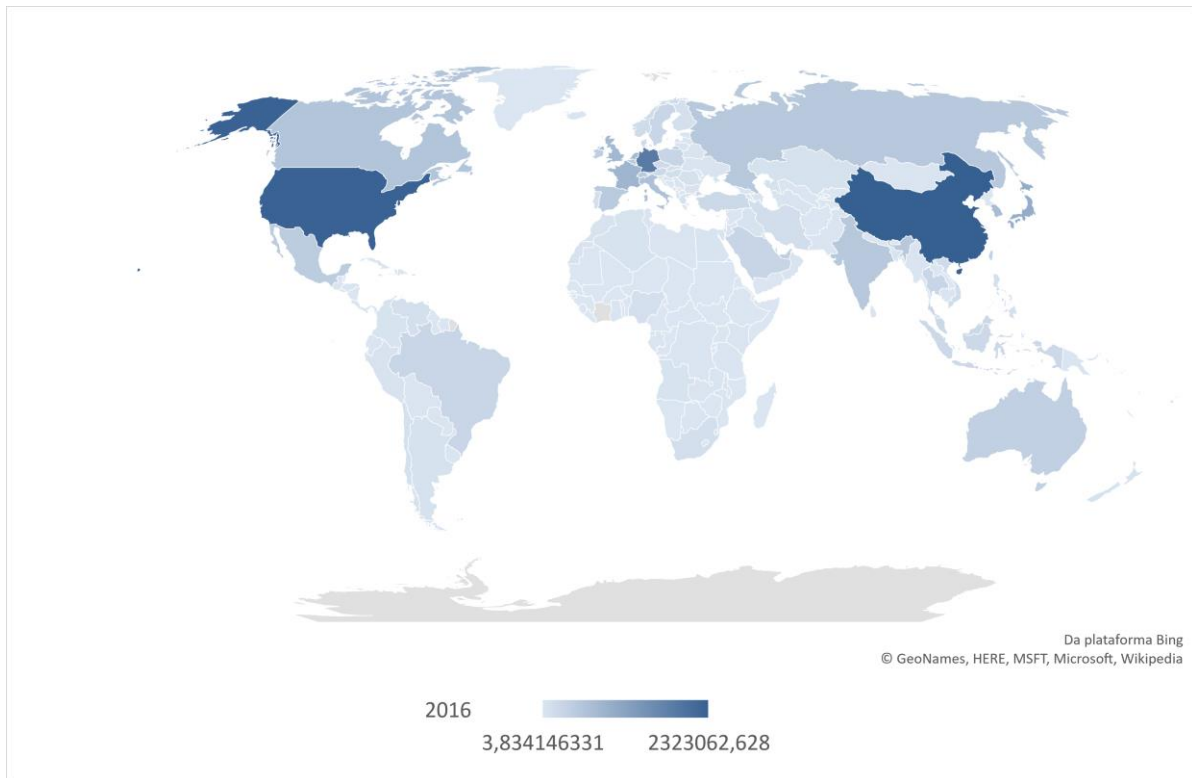
Contato

www.dataobs.com.br
contato@dataobs.com.br

Índice

1 - Visão geral da amostra	pág. 4
2 - África	pág. 6
3 - Américas	pág. 10
4 - Ásia	pág. 13
5 - Europa	pág. 17
6 - Oceania	pág. 20
7 - Referências	pág. 22

Mapa

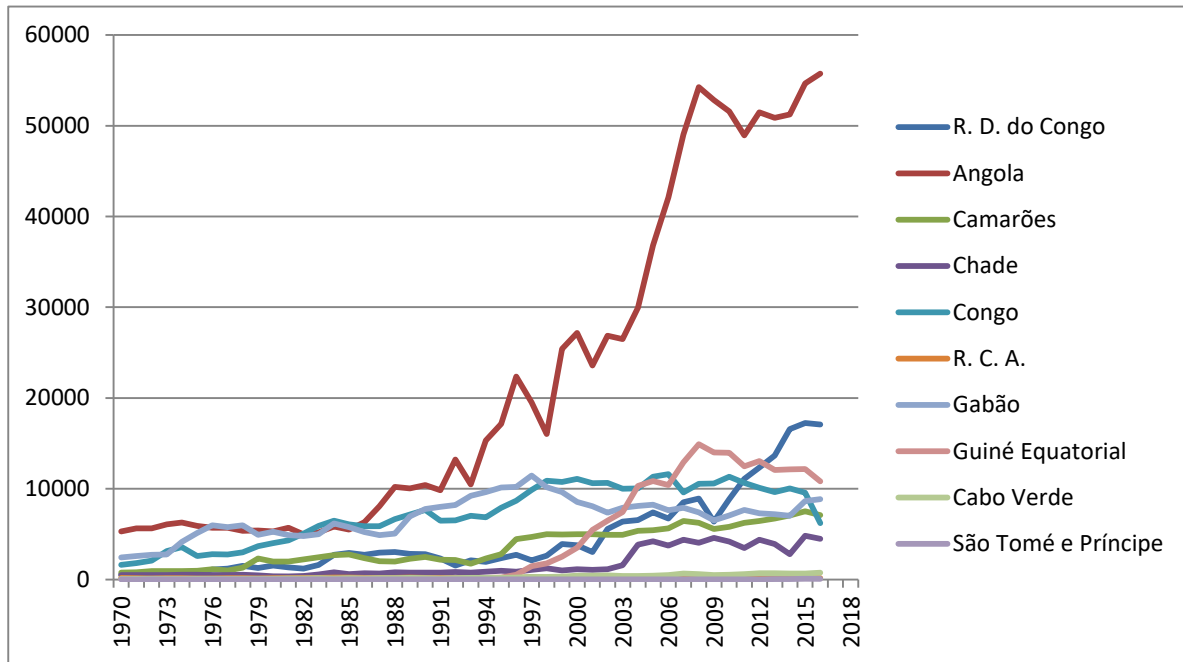


Ranking

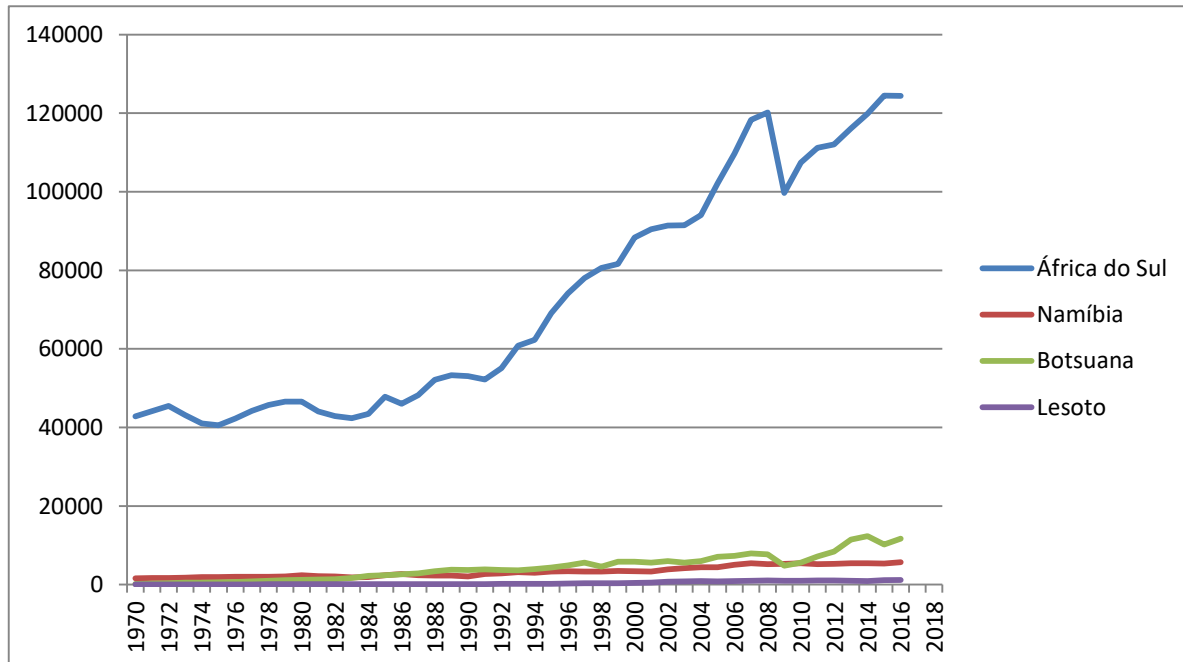
Rank	Country	Value	Rank	Country	Value	Rank	Country	Value	Rank	Country	Value
1	China	2323062,63	51	Argentina	74616,68	101	Equatorial Guinea	10815,50	151	Fiji	2028,87
2	United States	2281340,26	52	Greece	74128,89	102	Burma (Myanmar)	10759,17	152	New Caledonia	1980,68
3	Germany	1847692,35	53	Kazakhstan	63272,24	103	Kenya	10661,79	153	Montenegro	1926,11
4	Japan	979608,13	54	Algeria	59498,53	104	Iceland	10178,33	154	Sudan	1886,76
5	France	846783,31	55	Iraq	58635,62	105	Malawi	9826,15	155	Nepal	1880,37
6	United Kingdom	805493,40	56	Colombia	56282,22	106	Tanzania	9823,75	156	Togo	1736,85
7	Netherlands	772662,36	57	Angola	55741,34	107	Bolivia	9817,74	157	Curaçao	1672,90
8	Korea, South	710155,79	58	New Zealand	51841,72	108	Zambia	9430,89	158	Tajikistan	1578,74
9	Italy	637107,10	59	Peru	49012,05	109	Honduras	9138,93	159	Sierra Leone	1538,13
10	Singapore	585157,77	60	Morocco	43966,51	110	Gabon	8846,43	160	Barbados	1472,24
11	Canada	572196,38	61	Ukraine	41775,39	111	Mongolia	8622,09	161	Haiti	1447,86
12	Hong Kong	550053,92	62	Slovenia	40406,29	112	Brunei	7551,91	162	Aruba	1434,80
13	Russia	509255,09	63	Belarus	39958,49	113	Cameroon	7095,53	163	Rwanda	1433,57
14	India	499742,99	64	Oman	37806,86	114	Georgia	6867,60	164	Niger	1429,14
15	Switzerland	471464,67	65	Bulgaria	37703,13	115	Bosnia and Herzegovina	6779,91	165	Guyana	1357,87
16	Spain	470748,13	66	Lithuania	36799,90	116	Macedonia	6422,51	166	Lesotho	1151,84
17	Belgium	466451,00	67	Egypt	35827,70	117	Congo (Brazzaville)	6227,43	167	Netherlands Antilles	1118,73
18	Mexico	438466,09	68	Turkmenistan	29418,98	118	El Salvador	5966,40	168	French Polynesia	1114,83
19	Ireland	409388,58	69	Croatia	29038,25	119	Namibia	5679,41	169	Andorra	1086,67
20	United Arab Emirates	393240,70	70	Bangladesh	28040,65	120	Mauritius	5484,48	170	Virgin Islands, British	998,56
21	Australia	384509,04	71	Macau	26671,34	121	Senegal	5234,29	171	Seychelles	946,57
22	Taiwan	369057,16	72	Azerbaijan	26352,17	122	Mozambique	5017,81	172	Korea, North	877,24
23	Saudi Arabia	299332,27	73	Bahrain	26107,26	123	Nicaragua	4940,66	173	Belize	847,79
24	Poland	287167,11	74	Panama	24852,04	124	Chad	4504,55	174	Cape Verde	756,89
25	Sweden	275497,93	75	Serbia	23491,92	125	Jamaica	4428,08	175	Afghanistan	754,36
26	Thailand	275328,77	76	Ecuador	22552,05	126	Bahamas, The	4195,02	176	Eritrea	746,91
27	Brazil	273227,10	77	Estonia	20756,83	127	Albania	4185,24	177	Greenland	703,50
28	Malaysia	240798,84	78	Tunisia	20738,62	128	Armenia	4148,57	178	Cyprus and the Gkco Islands	629,80
29	Austria	232060,22	79	Pakistan	20485,60	129	Uganda	4131,50	179	Bhutan	629,02
30	Turkey	230179,98	80	Latvia	18008,71	130	Mali	4111,41	180	Saint Lucia	606,90
31	Indonesia	216671,24	81	Ghana	17463,46	131	Syria	3910,27	181	Solomon Islands	587,88
32	Denmark	194577,60	82	Dominican Republic	17381,67	132	Moldova	3679,00	182	Antigua and Barbuda	552,91
33	Czech Republic	188135,88	83	Congo (Kinshasa)	17079,21	133	South Sudan	3615,17	183	Djibouti	543,30
34	Vietnam	179707,98	84	Costa Rica	16628,34	134	Laos	3573,46	184	Liberia	542,76
35	Norway	179030,00	85	Malta	16567,62	135	Zimbabwe	3399,76	185	Yemen	477,06
36	Iran	145724,11	86	Cuba	16130,41	136	Guinea	3397,84	186	Vanuatu	387,40
37	Hungary	142993,81	87	Cyprus	15500,00	137	Burkina Faso	3234,42	187	Saint Kitts and Nevis	306,07
38	Luxembourg	130720,71	88	Trinidad and Tobago	15131,33	138	Benin	3215,87	188	Samoa	247,41
39	South Africa	124418,01	89	Sri Lanka	14096,92	139	Madagascar	3040,51	189	Cook Islands	237,36
40	Qatar	108961,88	90	Paraguay	13744,41	140	Timor-Leste (East Timor)	2918,83	190	Burundi	220,28
41	Slovakia	104767,81	91	Guatemala	13613,21	141	Swaziland	2873,53	191	Saint Vincent and the Grenadines	217,05
42	Nigeria	102148,38	92	Lebanon	13064,41	142	Mauritania	2845,49	192	Grenada	216,44
43	Finland	99403,35	93	Cote d'Ivoire (Ivory Coast)	12970,46	143	San Marino	2795,52	193	Gambia, The	167,39
44	Philippines	98442,50	94	Libya	12431,38	144	Ethiopia	2745,21	194	Dominica	166,18
45	Portugal	97161,18	95	Cambodia	12221,07	145	Bermuda	2714,50	195	Guinea-Bissau	162,23
46	Venezuela	95423,50	96	Jordan	11892,92	146	Kyrgyzstan	2640,68	196	Central African Republic	154,65
47	Kuwait	94051,27	97	Uruguay	11799,26	147	Maldives	2470,55	197	Palau	141,27
48	Israel	92236,38	98	Botswana	11639,05	148	Suriname	2290,44	198	Anguilla	124,19
49	Romania	90499,12	99	Uzbekistan	11605,81	149	Cayman Islands	2250,49	199	Marshall Islands	89,69
50	Chile	88718,10	100	Papua New Guinea	11557,15	150	Palestinian Territories	2097,87	200	Sao Tome and Principe	79,02

África

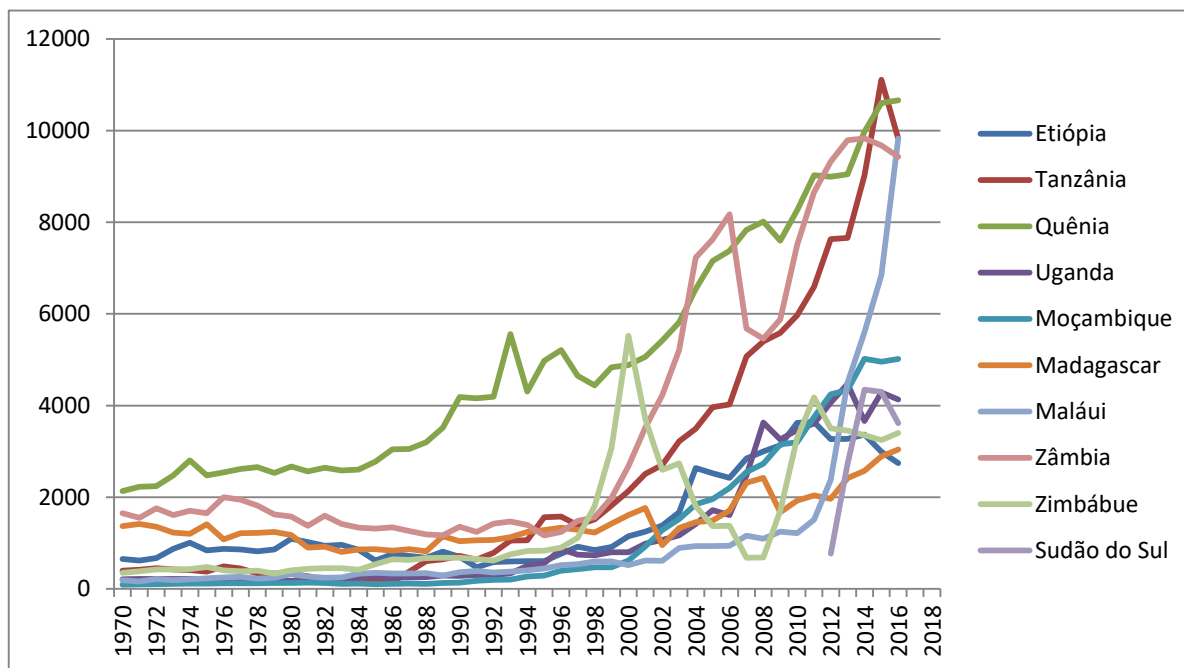
África Central



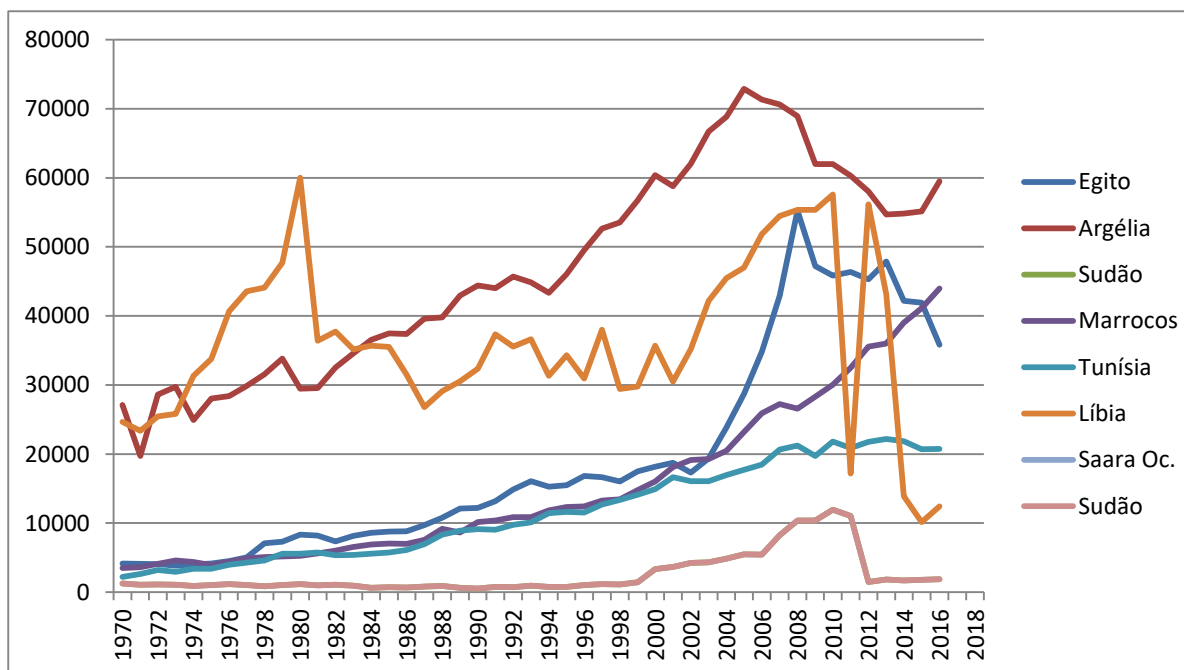
África Meridional



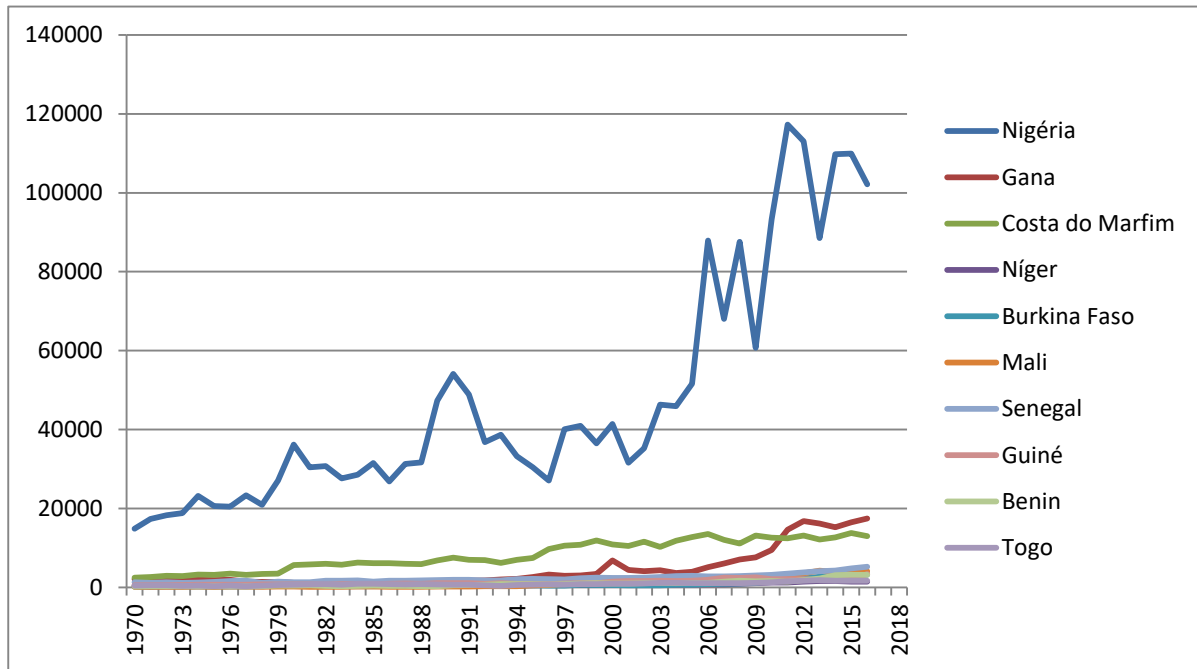
Leste da África



Norte da África

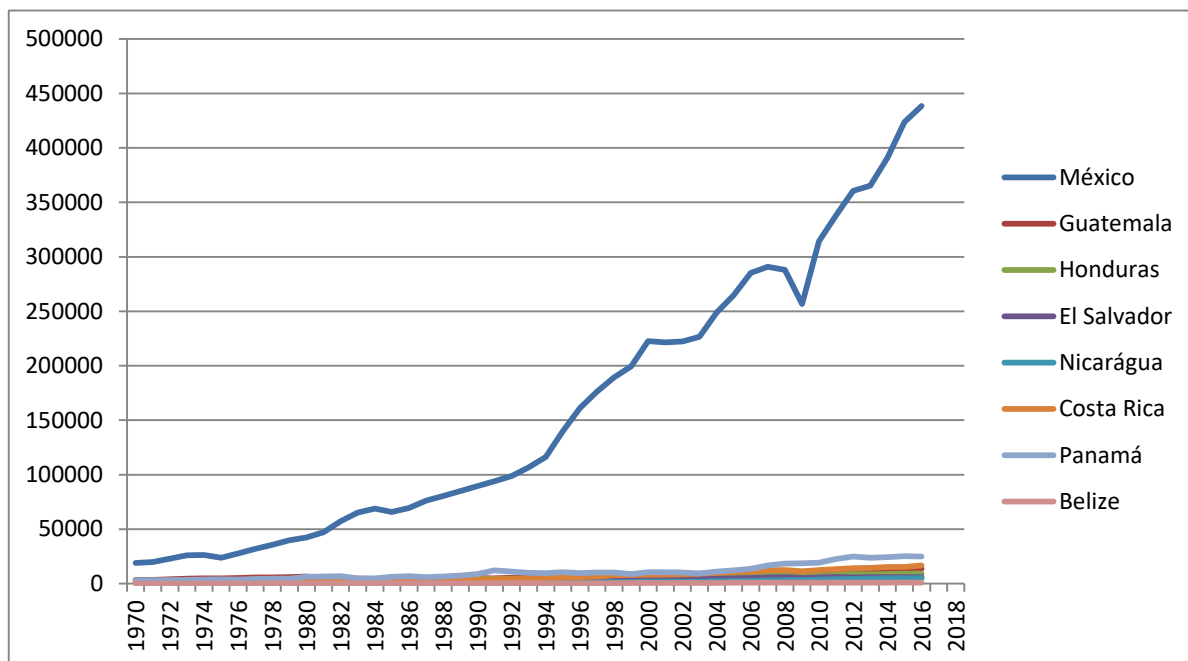


Oeste da África

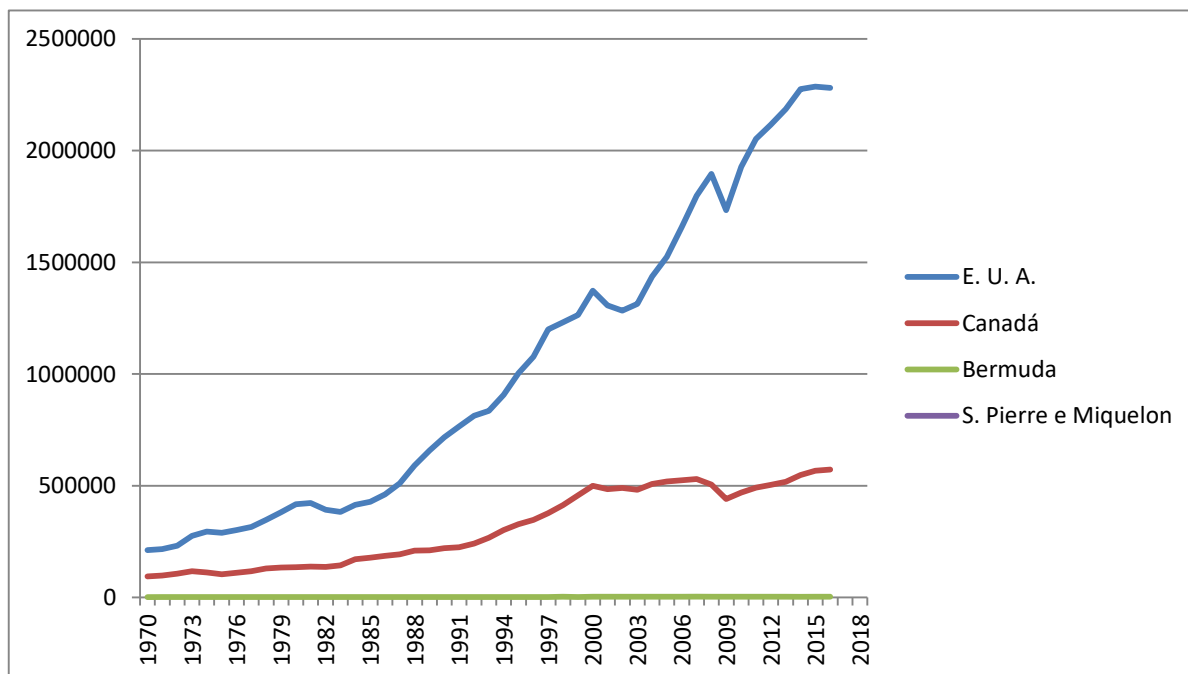


Américas

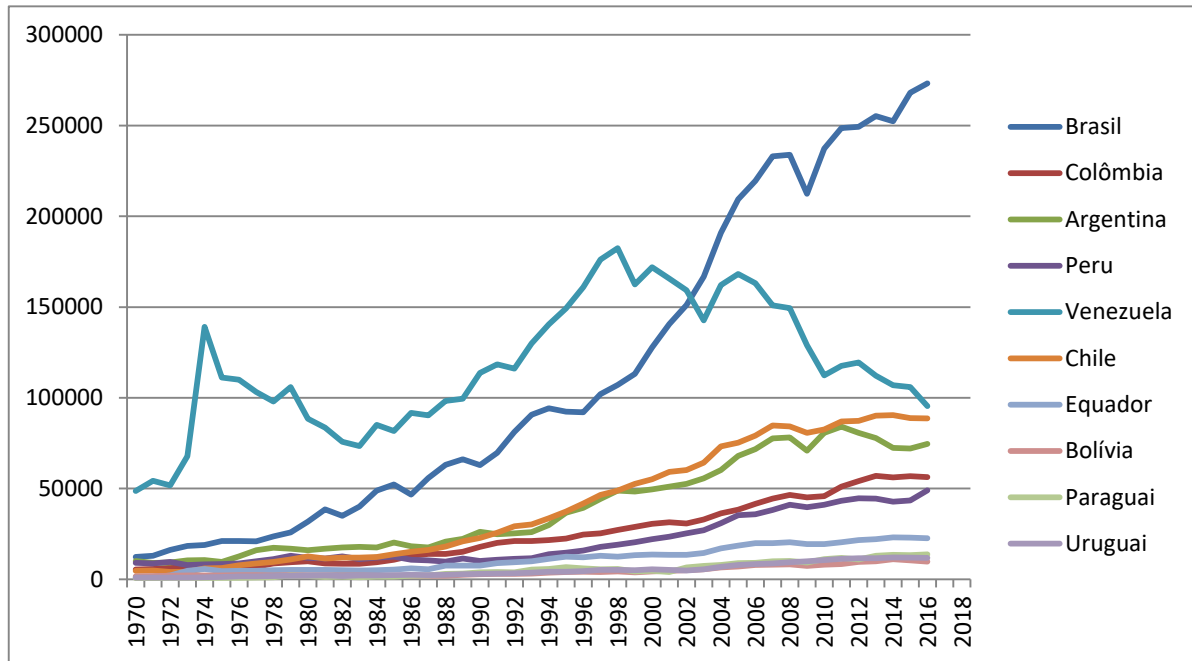
América Central



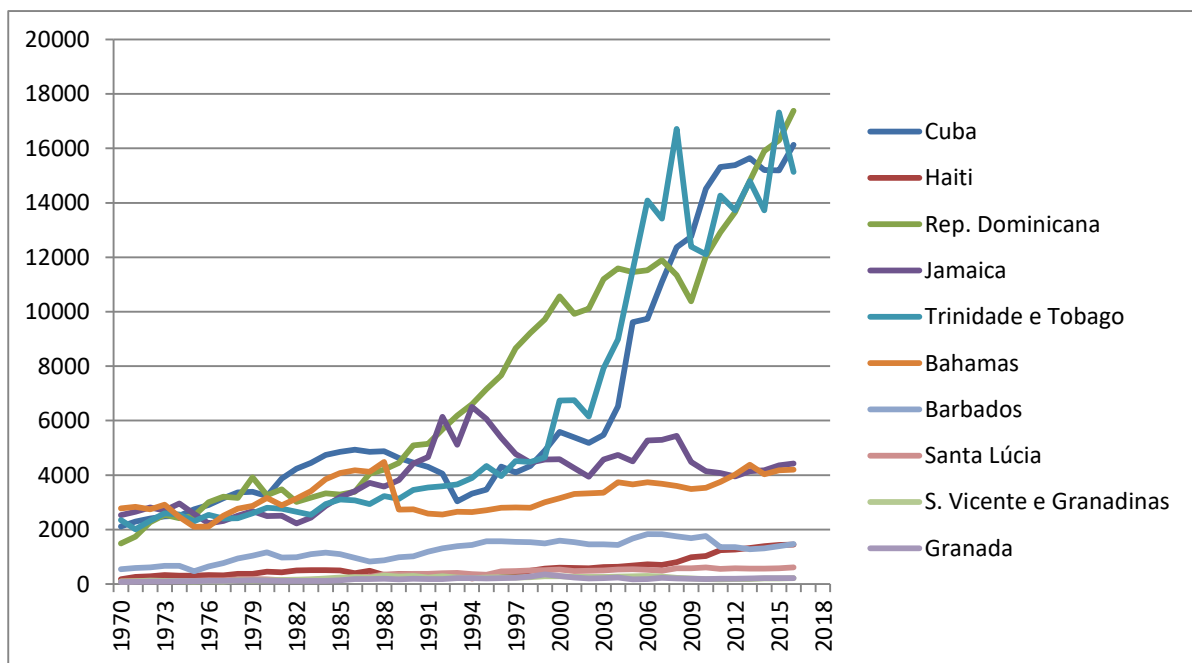
América do Norte



América do Sul

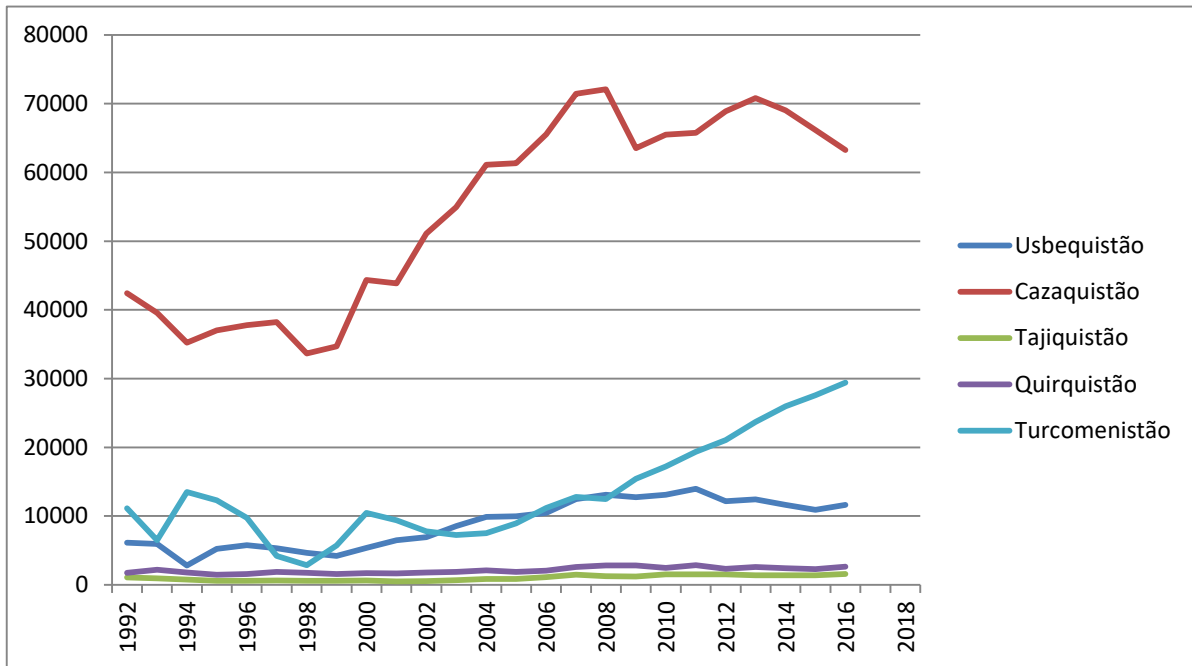


Caribe

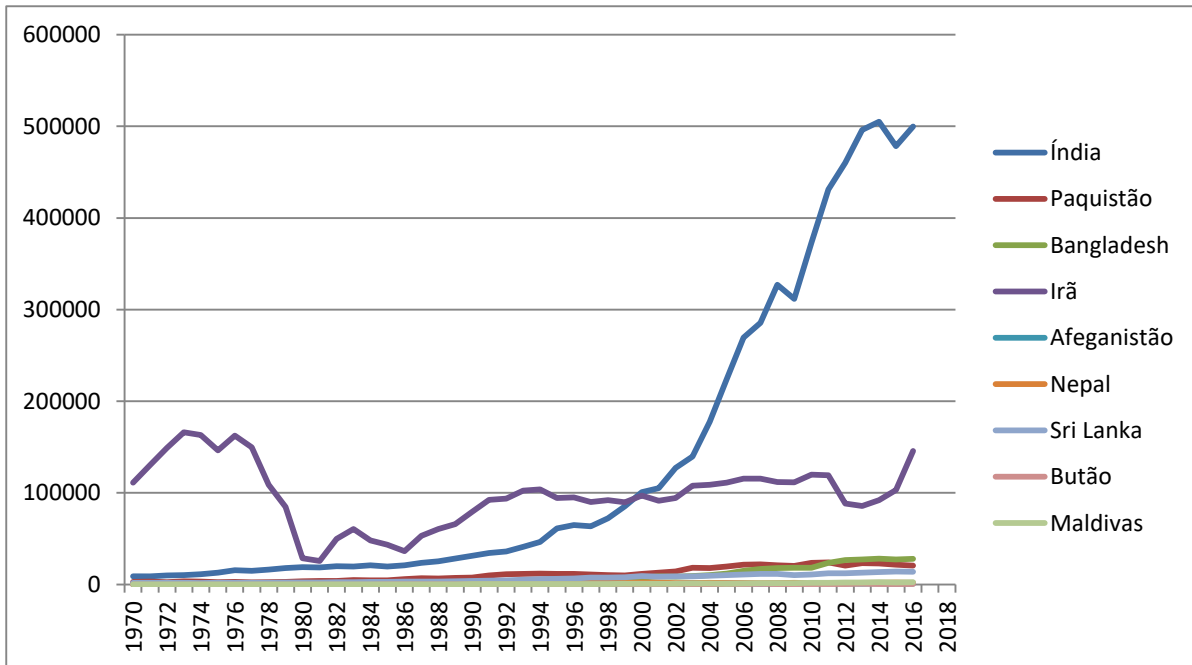


Ásia

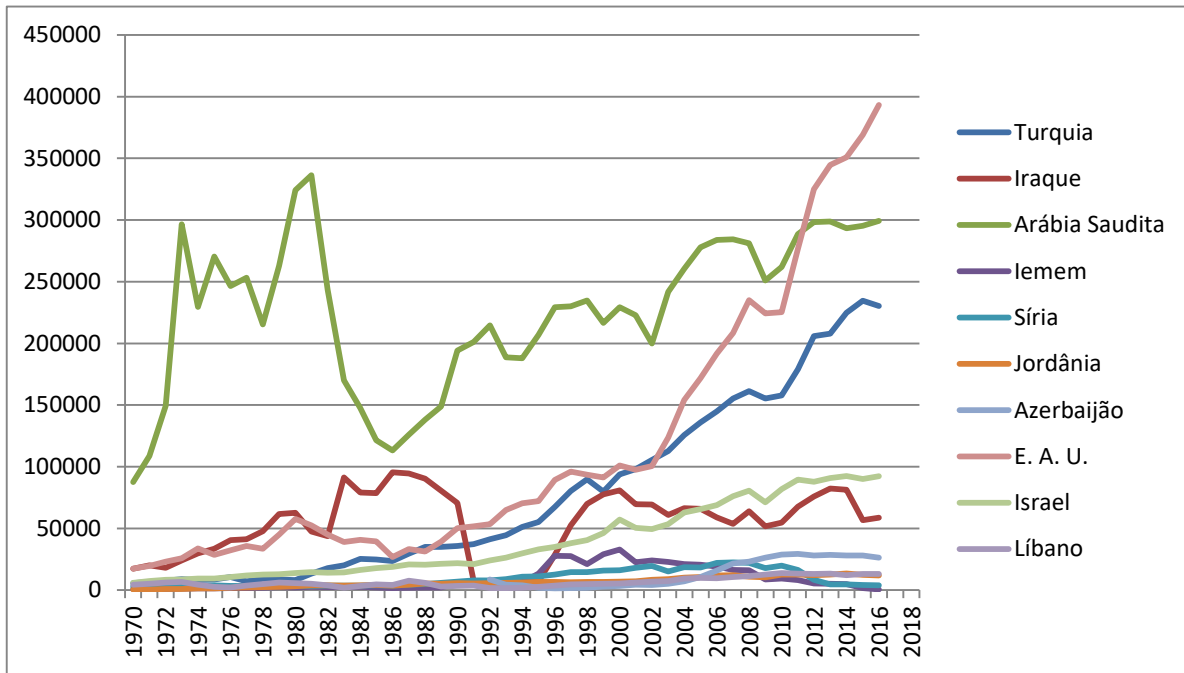
Ásia Central



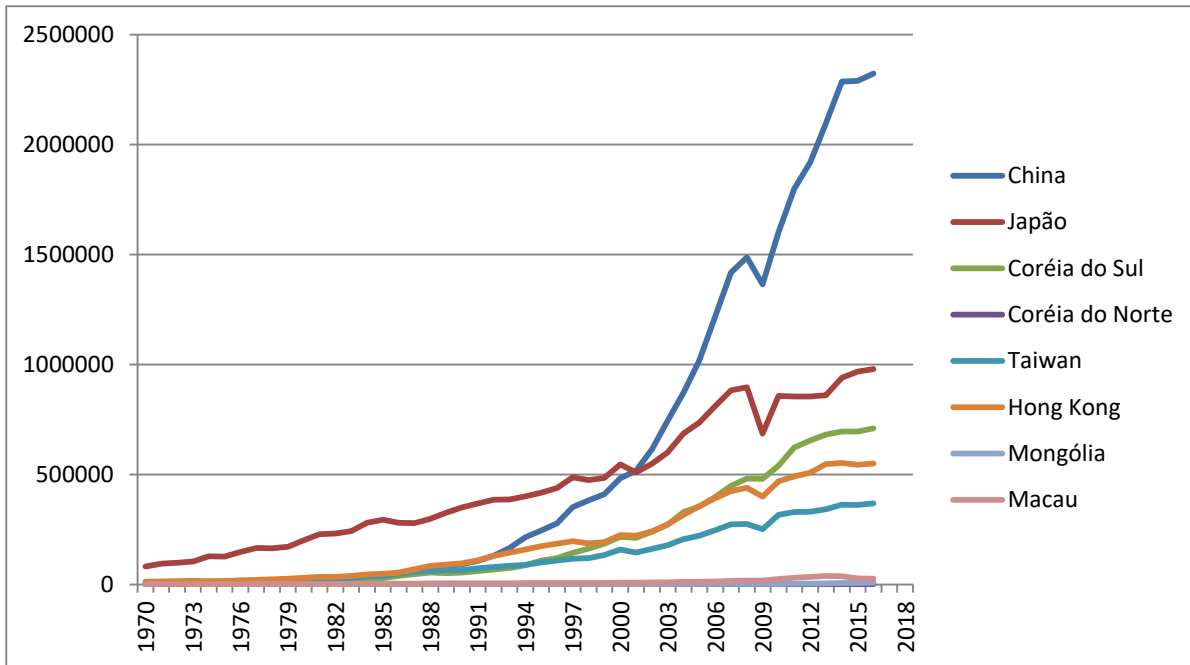
Ásia Meridional



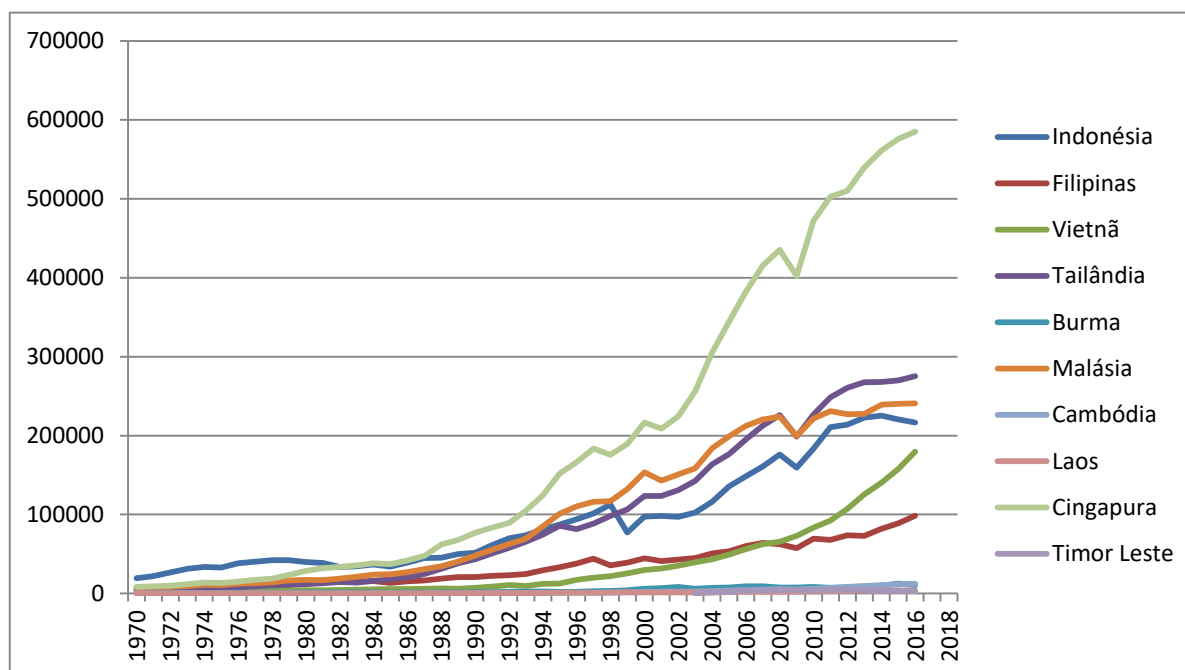
Oriente Médio



Ásia Oriental

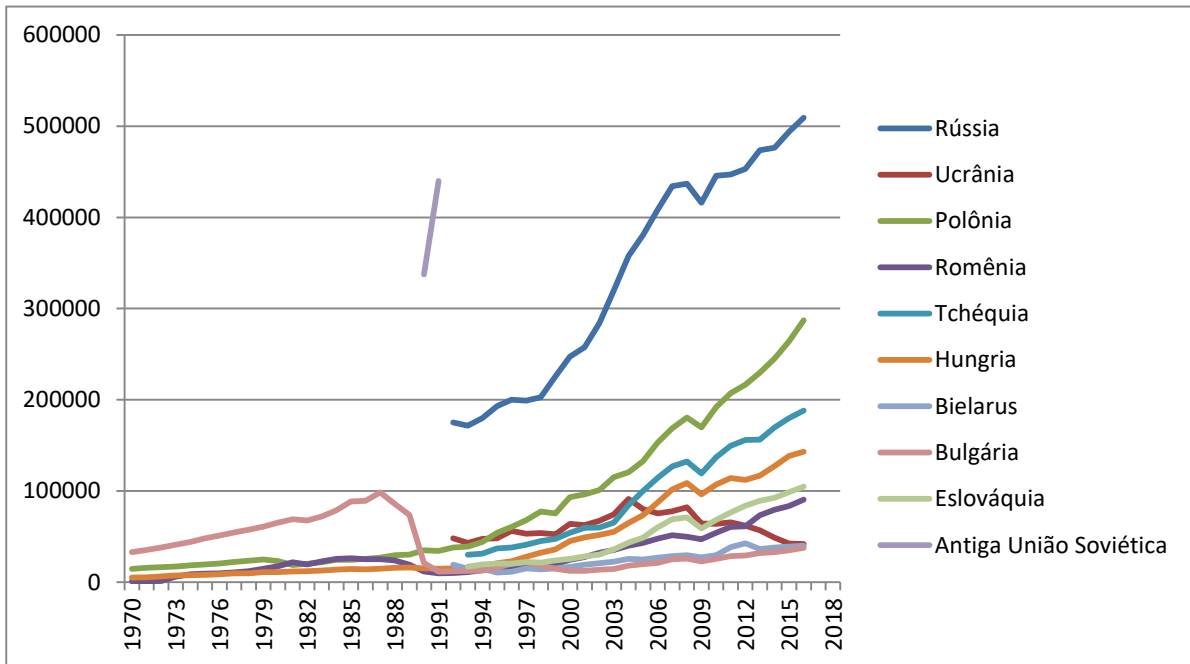


Sudeste Asiático

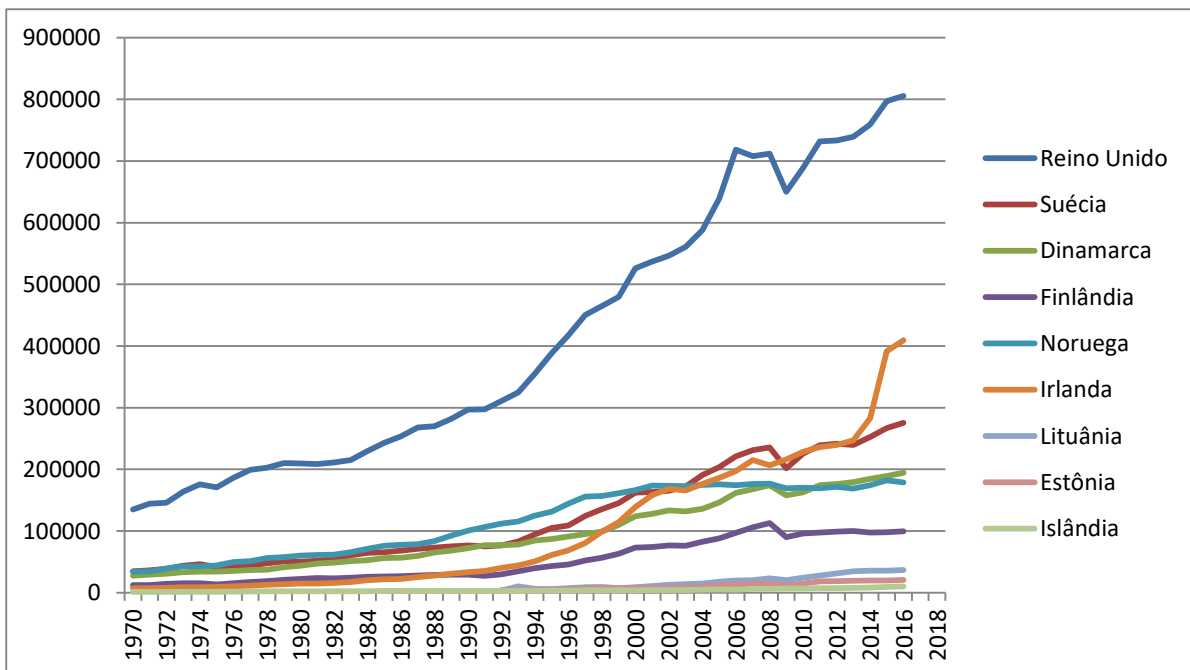


Europa

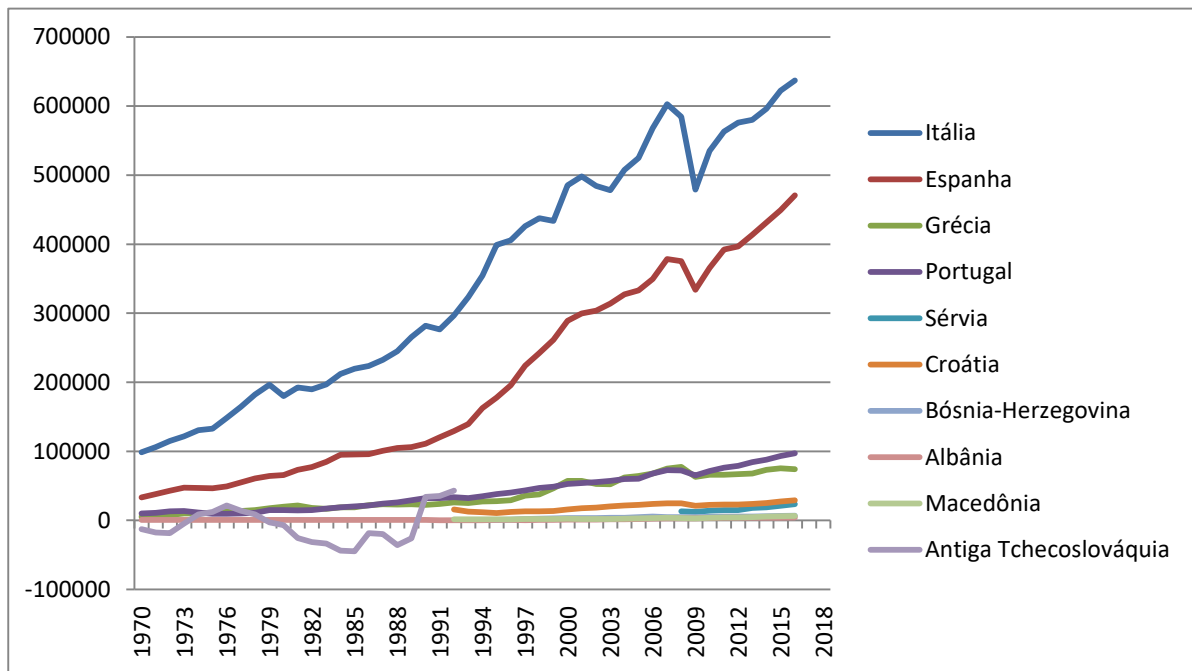
Leste Europeu



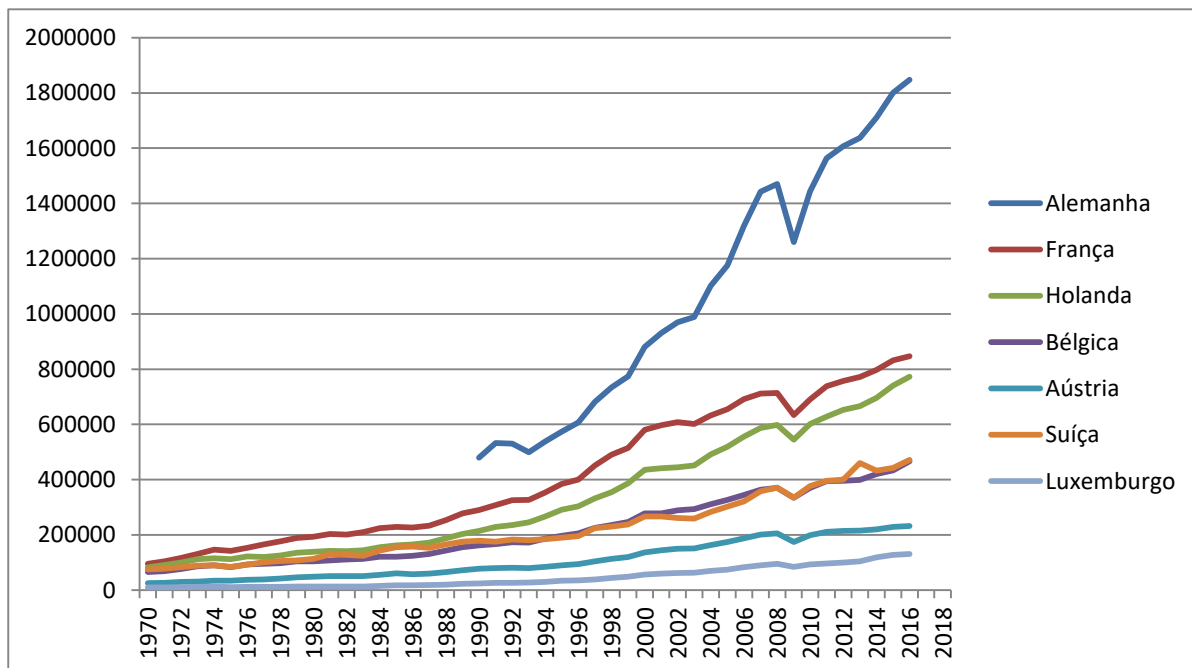
Europa Setentrional



Europa Meridional

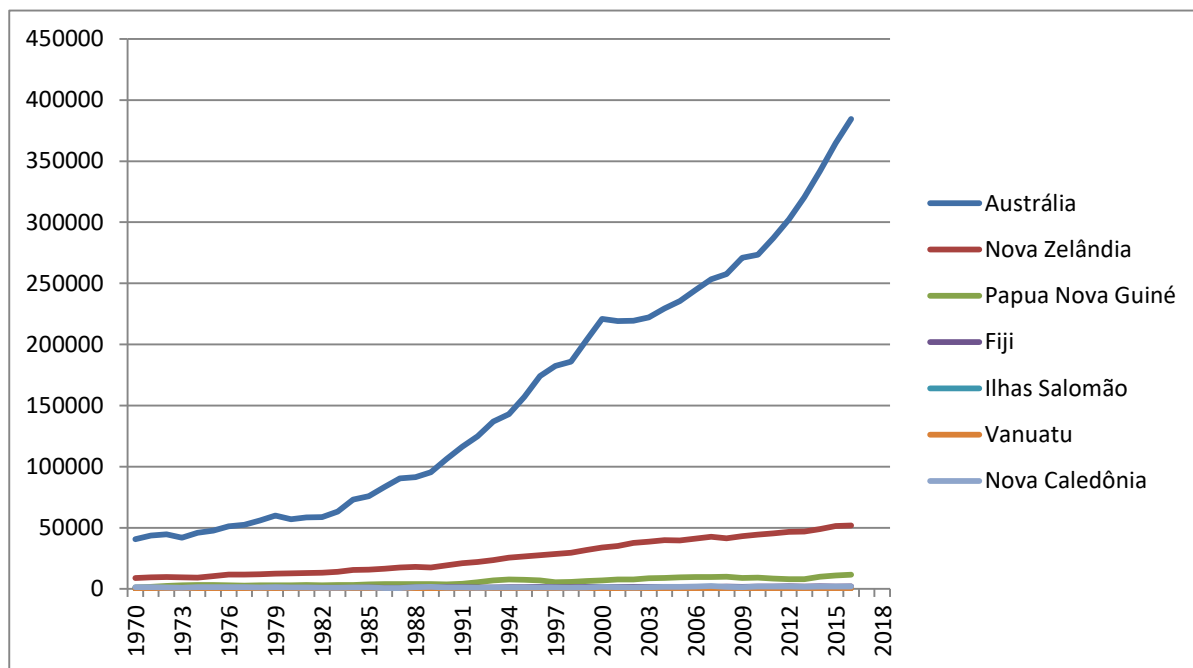


Europa Ocidental

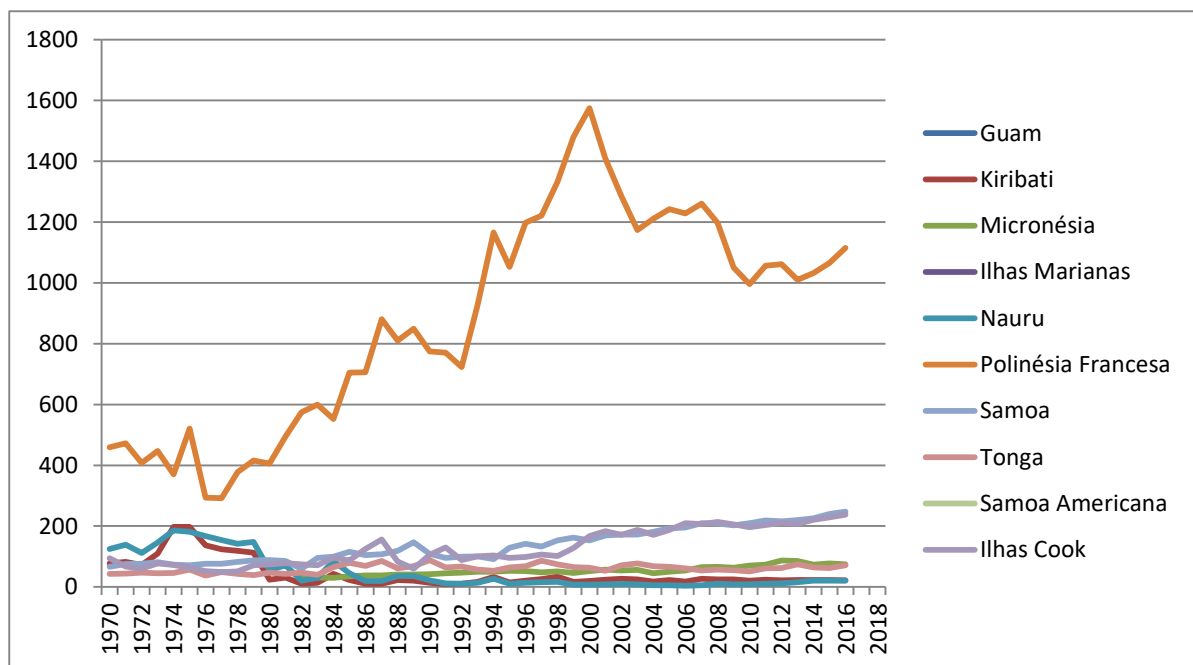


Oceania

Austrália e Melanésia



Micronésia e Polinésia



Referências

BP Global (BP). BP Statistical Review of World Energy. Disponível online em:
<https://www.bp.com/en/global/corporate/energy-economics/statistical-review-of-world-energy/downloads.html>

Energy Information Administration (EIA). International Energy Statistics. Disponível online em:
<https://www.eia.gov/beta/international/data/browser/#/?c=4100000020000600000000000000g000200000000000001&vs=INTL.44-1-AFRC-QBTU.A&vo=0&v=H&end=2015>

International Monetary Fund (IMF). World Economic Outlook – Database. October 2018 Disponível online em: <https://www.imf.org/external/pubs/ft/weo/2018/02/weodata/weoselgr.aspx>

Stockholm International Peace Research Institute (SIPRI). SIPRI Military Expenditure Database. Disponível online em: <https://www.sipri.org/databases/milex>

United Nations Conference on Trade and Development (UNCTAD). UNCTADSTAT. Disponível online em: http://unctadstat.unctad.org/wds/ReportFolders/reportFolders.aspx?sCS_ChosenLang=en

World Development Indicators (WDI). The World Bank Databank. Disponível online em: <http://databank.worldbank.org/data/reports.aspx?source=World-Development-Indicators>