



Observatório de dados internacionais

Comparação entre países

Dívida líquida em percentual do PIB

Coordenação: Prof. Thiago Periard

Departamento de Ciências Econômicas



**Universidade Federal
de São João del-Rei**

Sobre o DataObs

O Observatório de dados internacionais – DataObs - é um projeto de pesquisa destinado a levantar, organizar e disponibilizar a mais ampla gama possível de dados internacionais disponíveis nos principais organismos internacionais. Com isto o projeto espera contribuir para uma melhor compreensão da realidade socioeconômica mundial, sendo uma ferramenta útil para uma discussão baseada em fatos.

Sobre este relatório

Este relatório apresenta a evolução histórica de uma variável nos 170 países de maior população do mundo. Com isto espera-se disponibilizar uma ferramenta de fácil acesso para comparações entre países.

Equipe do Projeto

Coordenação: Prof. Thiago Periard do Amaral

Colaboração : Prof. Norberto Martins Vieira

Marcos Vinicius Barbosa – Estudante de Ciências Econômicas da UFSJ

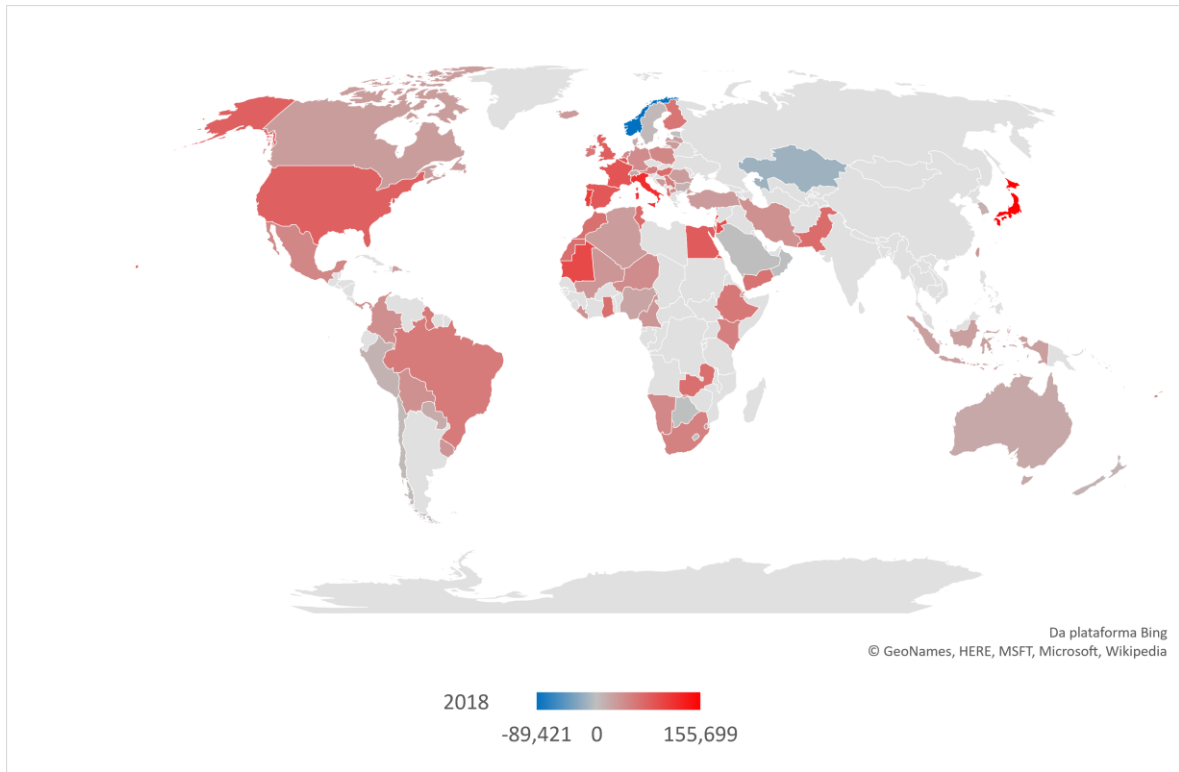
Contato

www.dataobs.com.br
contato@dataobs.com.br

Índice

1 - Visão geral da amostra	pág. 4
2 - África	pág. 6
3 - Américas	pág. 10
4 - Ásia	pág. 13
5 - Europa	pág. 17
6 - Oceania	pág. 20
7 - Referências	pág. 22

Mapa

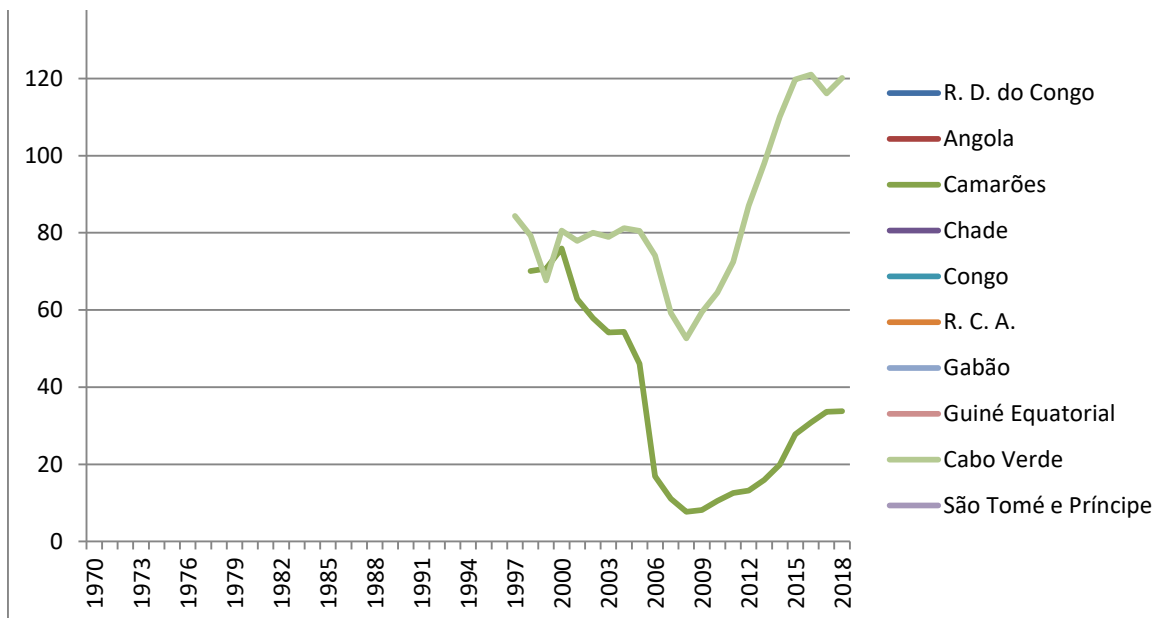


Ranking

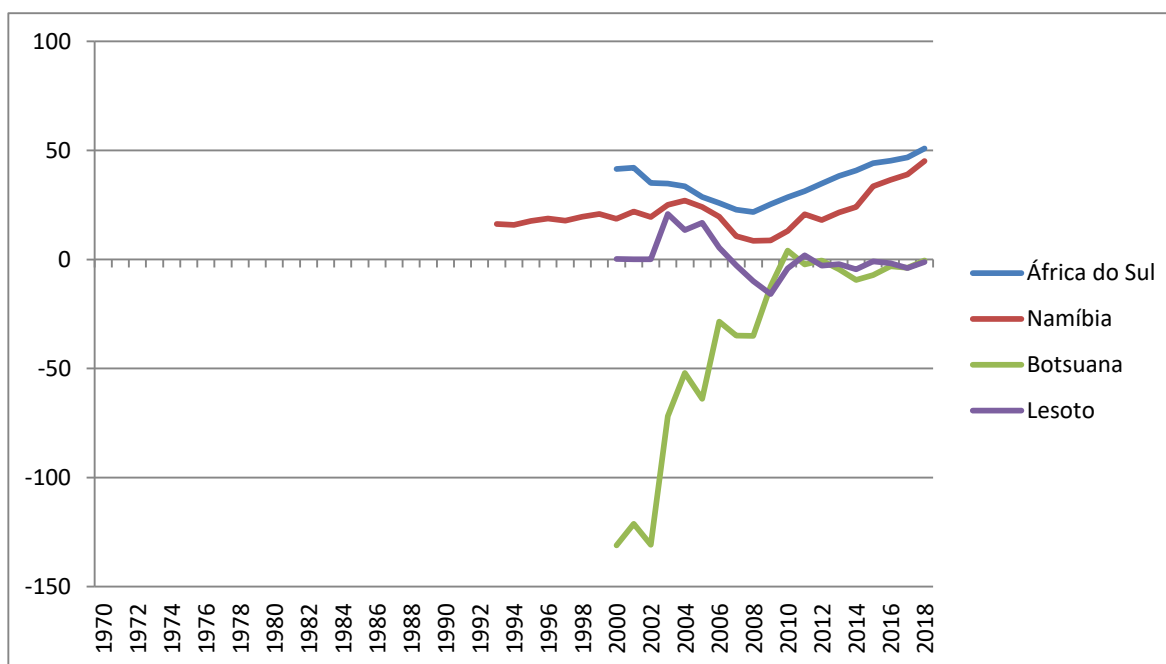
Rank	Country	Value	Rank	Country	Value	Rank	Country	Value	Rank	Country	Value
1	Japan	155,70	51	Swaziland	32,93	101	Burma (Myanmar)	-	151	Montenegro	-
2	Lebanon	144,08	52	Taiwan	32,47	102	Burundi	-	152	Mozambique	-
3	Barbados	122,50	53	Bosnia and Herzegovina	31,39	103	Cambodia	-	153	Nauru	-
4	Cape Verde	120,16	54	Lithuania	30,52	104	Central African Republic	-	154	Nepal	-
5	Italy	118,29	55	Iceland	30,34	105	Chad	-	155	Nicaragua	-
6	Portugal	107,63	56	Turkey	29,41	106	China	-	156	Palau	-
7	Mauritania	97,23	57	Romania	28,85	107	Comoros	-	157	Papua New Guinea	-
8	Jordan	93,24	58	Algeria	28,26	108	Congo (Brazzaville)	-	158	Philippines	-
9	Belgium	87,84	59	Canada	27,71	109	Congo (Kinshasa)	-	159	Puerto Rico	-
10	France	87,40	60	Latvia	27,65	110	Costa Rica	-	160	Qatar	-
11	Spain	84,29	61	Djibouti	27,23	111	Cote d'Ivoire (Ivory Coast)	-	161	Russia	-
12	Egypt	81,19	62	Dominican Republic	27,22	112	Croatia	-	162	Rwanda	-
13	United Kingdom	78,01	63	Indonesia	26,05	113	Cyprus	-	163	Saint Kitts and Nevis	-
14	United States	77,70	64	Nigeria	21,61	114	Czech Republic	-	164	Saint Lucia	-
15	Saint Vincent/Grenadines	70,42	65	Switzerland	20,47	115	Dominica	-	165	Samoa	-
16	Tunisia	68,20	66	Australia	19,00	116	Ecuador	-	166	San Marino	-
17	Hungary	68,00	67	Paraguay	16,71	117	El Salvador	-	167	Sao Tome and Principe	-
18	Pakistan	67,60	68	Denmark	15,39	118	Equatorial Guinea	-	168	Senegal	-
19	Zambia	65,32	69	Korea, South	12,24	119	Eritrea	-	169	Sierra Leone	-
20	Ghana	64,44	70	Bulgaria	10,95	120	Gabon	-	170	Singapore	-
21	Morocco	64,05	71	Peru	10,81	121	Gambia, The	-	171	Slovakia	-
22	Albania	63,56	72	New Zealand	10,12	122	Georgia	-	172	Slovenia	-
23	Yemen	61,89	73	Chile	5,83	123	Greece	-	173	Somalia	-
24	Finland	59,79	74	Sweden	4,78	124	Grenada	-	174	South Sudan	-
25	Israel	58,67	75	Solomon Islands	1,77	125	Guatemala	-	175	Sri Lanka	-
26	Ethiopia	57,64	76	Estonia	0,03	126	Guinea	-	176	Sudan	-
27	Guyana	56,98	77	Botswana	-	127	Guinea-Bissau	-	177	Suriname	-
28	Ireland	56,92	78	Saudi Arabia	-	128	Haiti	-	178	Syria	-
29	Brazil	56,48	79	Lesotho	-	129	Honduras	-	179	Tajikistan	-
30	Serbia	56,32	80	Oman	-	130	Hong Kong	-	180	Tanzania	-
31	Kenya	51,63	81	Trinidad and Tobago	-	131	India	-	181	Thailand	-
32	Austria	51,03	82	Luxembourg	-	132	Iraq	-	182	Timor-Leste (East Timor)	-
33	South Africa	50,87	83	Kazakhstan	-	133	Jamaica	-	183	Togo	-
34	Seychelles	47,20	84	Norway	-	134	Kiribati	-	184	Tonga	-
35	Mexico	45,53	85	Afghanistan	-	135	Kosovo	-	185	Turkmenistan	-
36	Poland	45,26	86	Angola	-	136	Kuwait	-	186	Tuvalu	-
37	Namibia	45,11	87	Antigua and Barbuda	-	137	Kyrgyzstan	-	187	Uganda	-
38	Fiji	44,87	88	Argentina	-	138	Laos	-	188	Ukraine	-
39	Netherlands	43,27	89	Armenia	-	139	Libya	-	189	United Arab Emirates	-
40	Germany	41,48	90	Aruba	-	140	Macau	-	190	Uzbekistan	-
41	Niger	41,23	91	Azerbaijan	-	141	Madagascar	-	191	Vanuatu	-
42	Macedonia	39,94	92	Bahamas, The	-	142	Malawi	-	192	Venezuela	-
43	Colombia	39,07	93	Bahrain	-	143	Malaysia	-	193	Vietnam	-
44	Iran	38,55	94	Bangladesh	-	144	Maldives	-	194	Zimbabwe	-
45	Bolivia	38,11	95	Belarus	-	145	Malta	-	195	-	-
46	Liberia	37,58	96	Belize	-	146	Marshall Islands	-	196	-	-
47	Panama	35,28	97	Benin	-	147	Mauritius	-	197	-	-
48	Uruguay	34,06	98	Bhutan	-	148	Micronesia	-	198	-	-
49	Cameroon	33,79	99	Brunei	-	149	Moldova	-	199	-	-
50	Mali	33,41	100	Burkina Faso	-	150	Mongolia	-	200	0	-

África

África Central

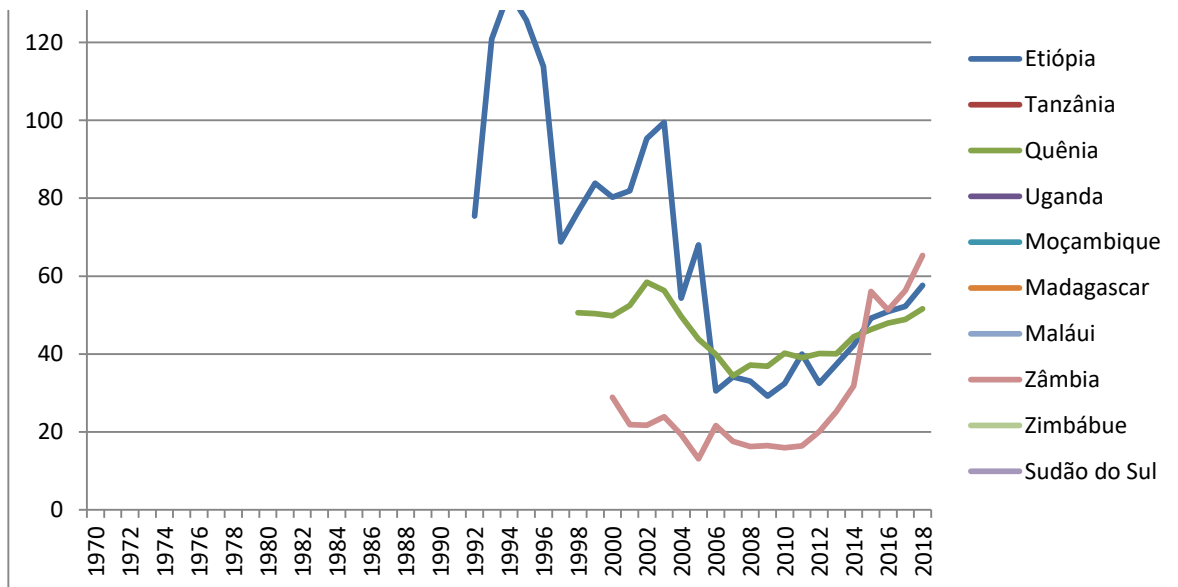


África Meridional

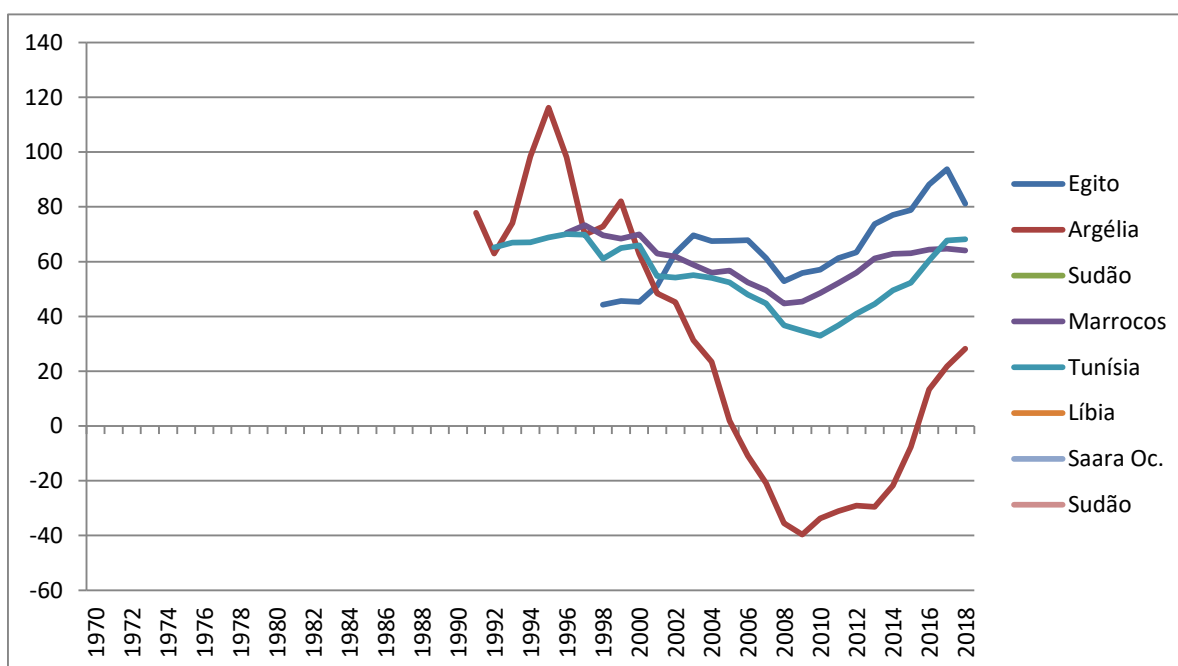


Leste da África



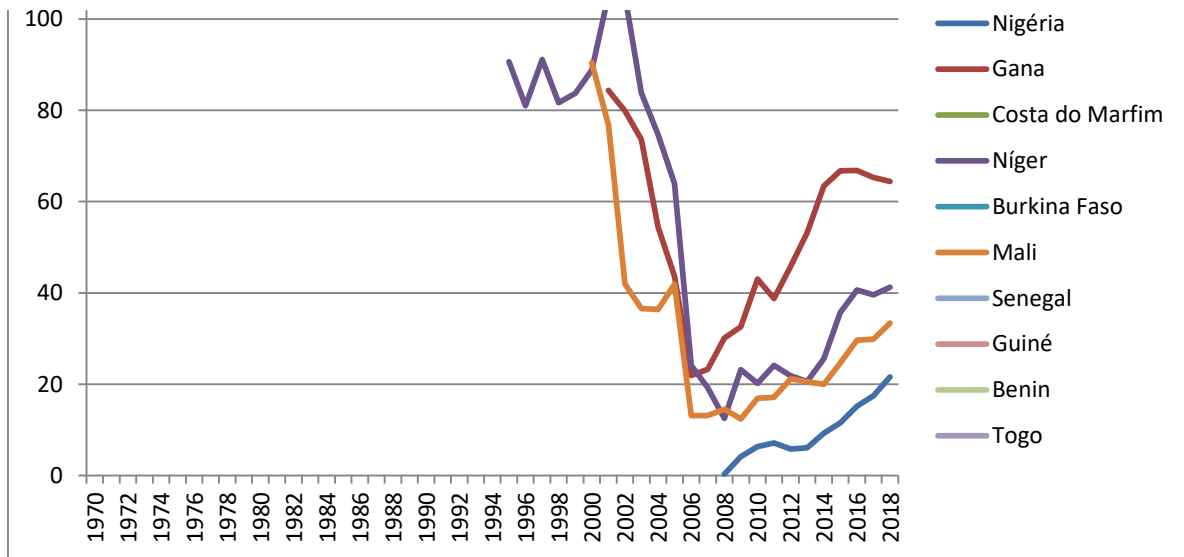


Norte da África



Oeste da África

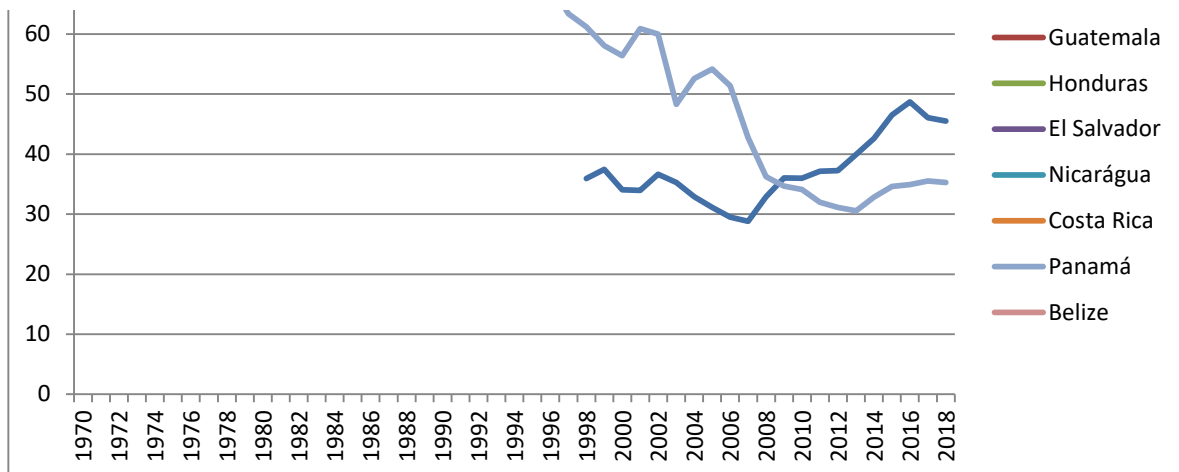




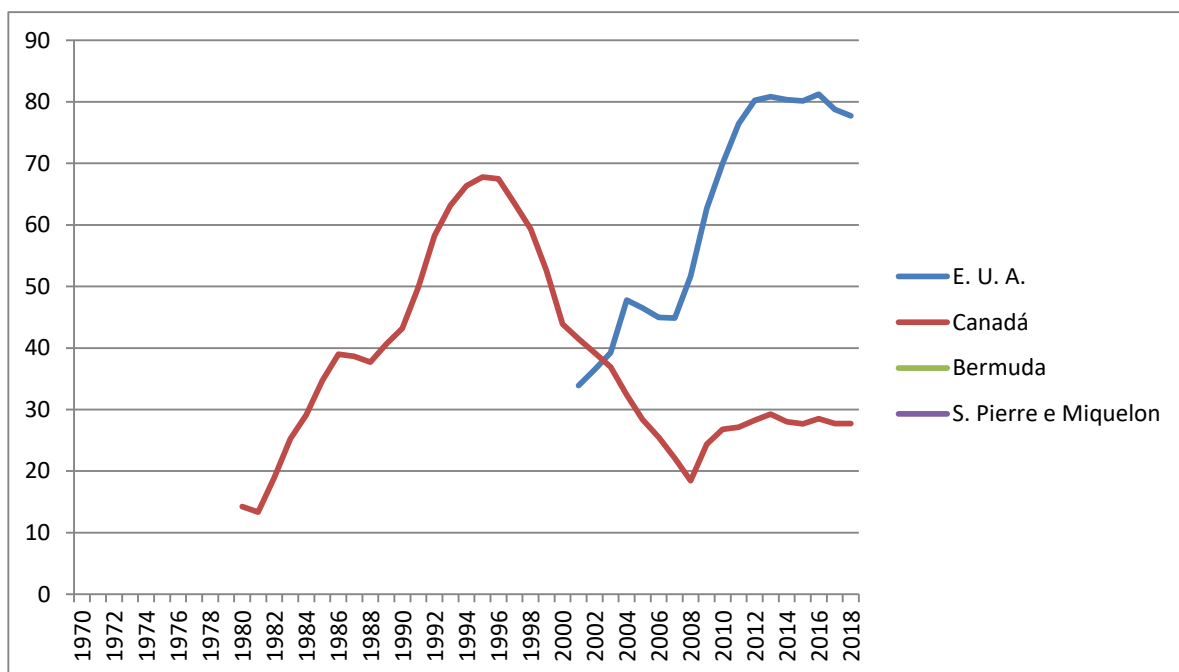
Américas

América Central

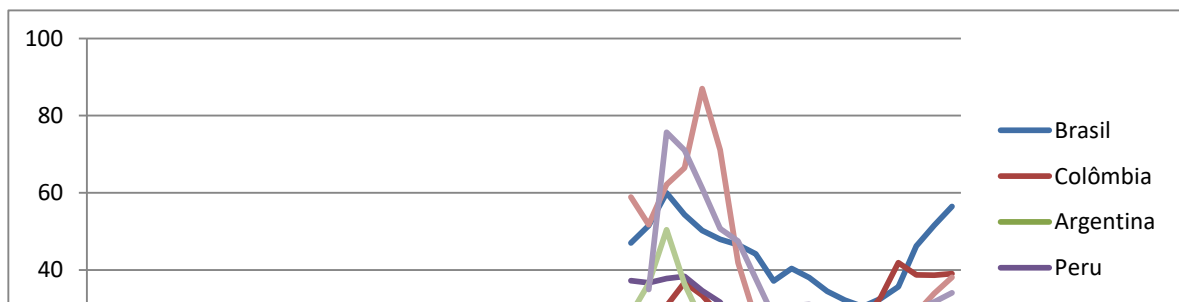


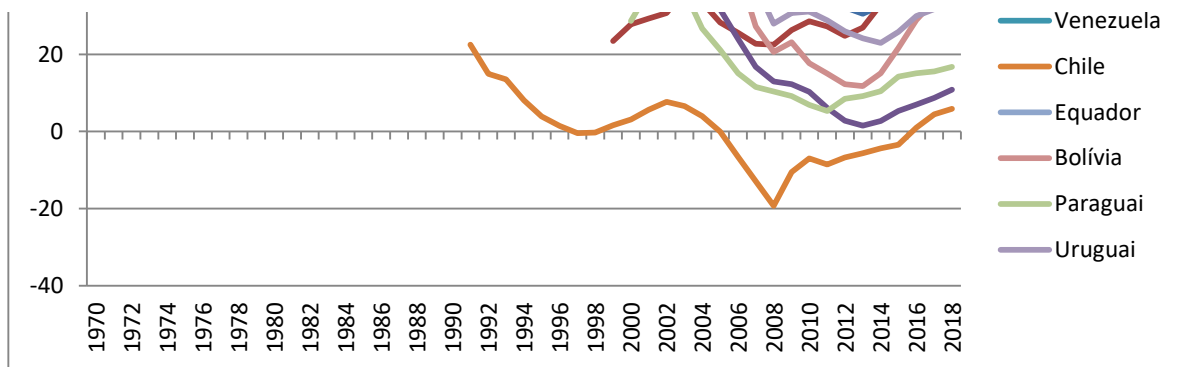


América do Norte

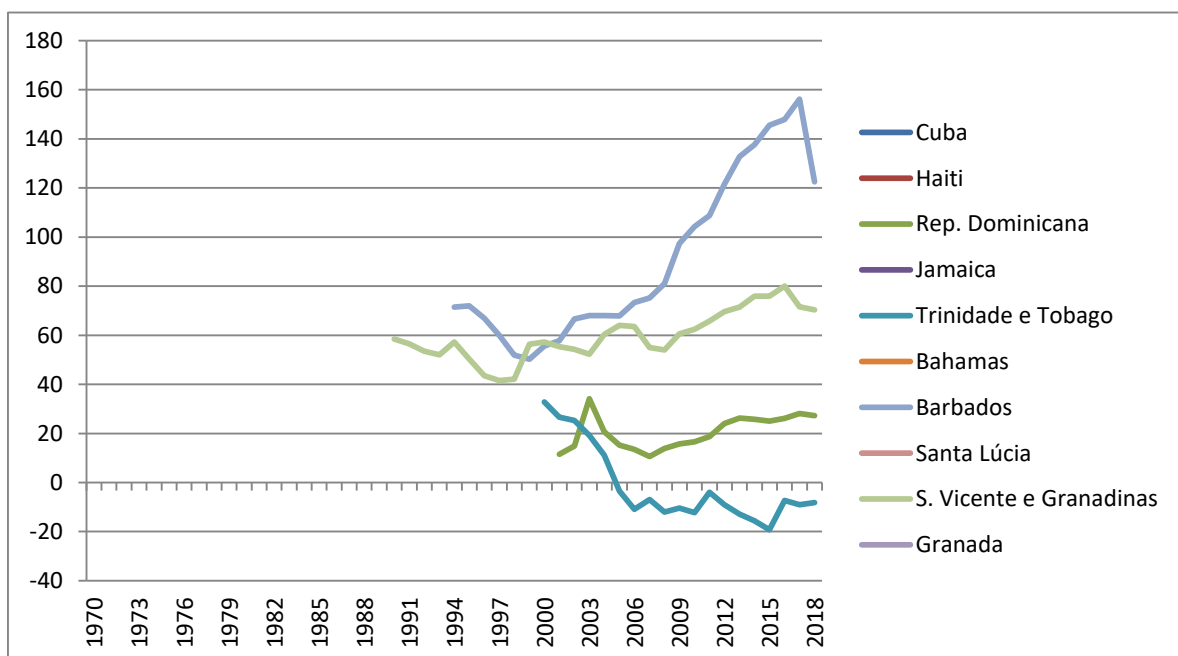


América do Sul



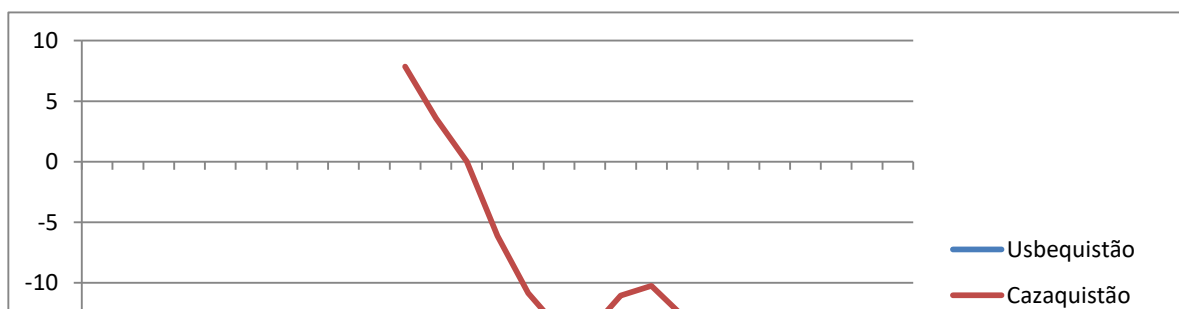


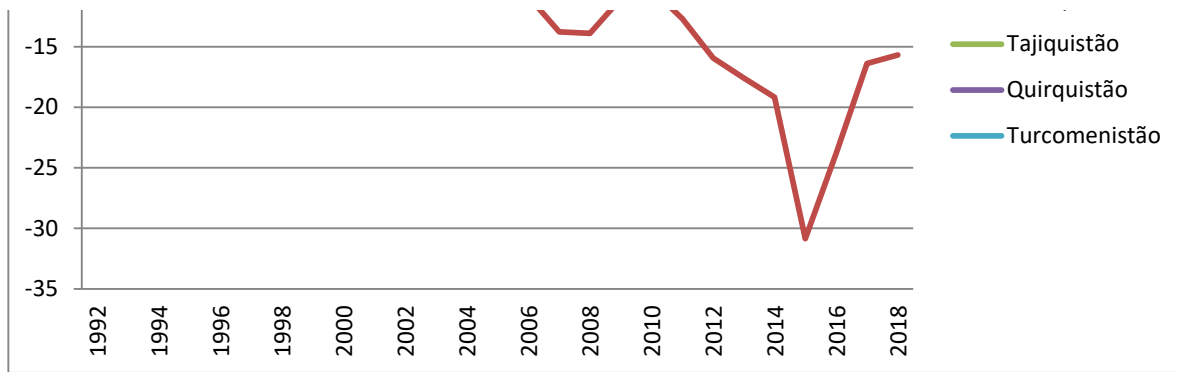
Caribe



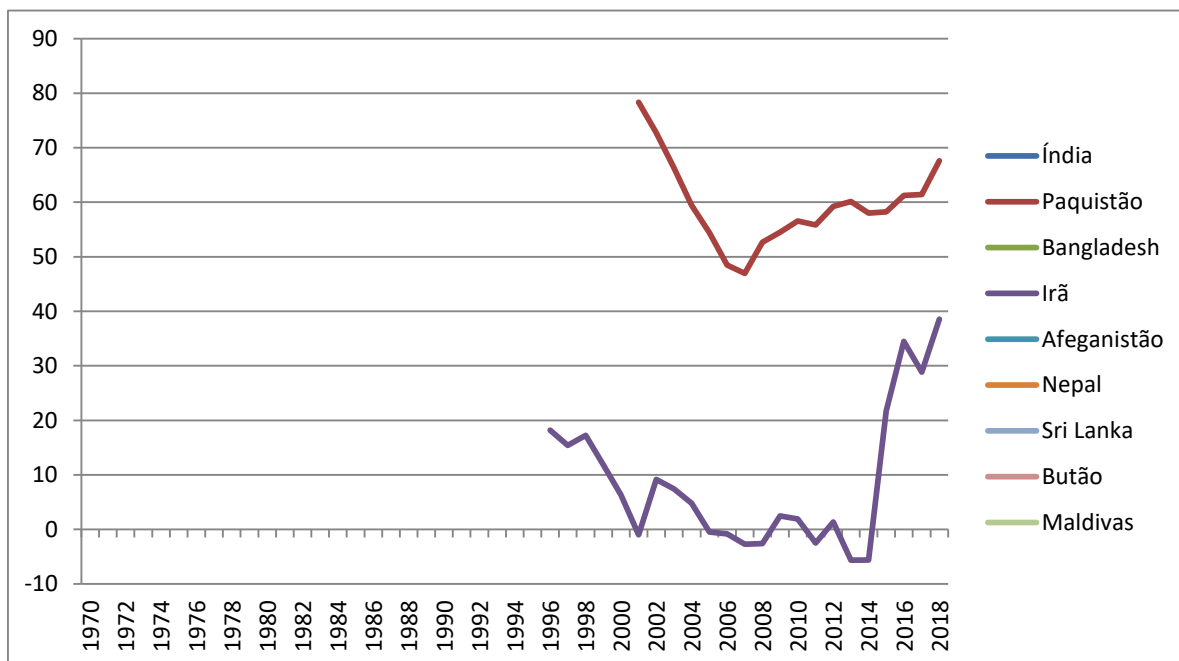
Ásia

Ásia Central

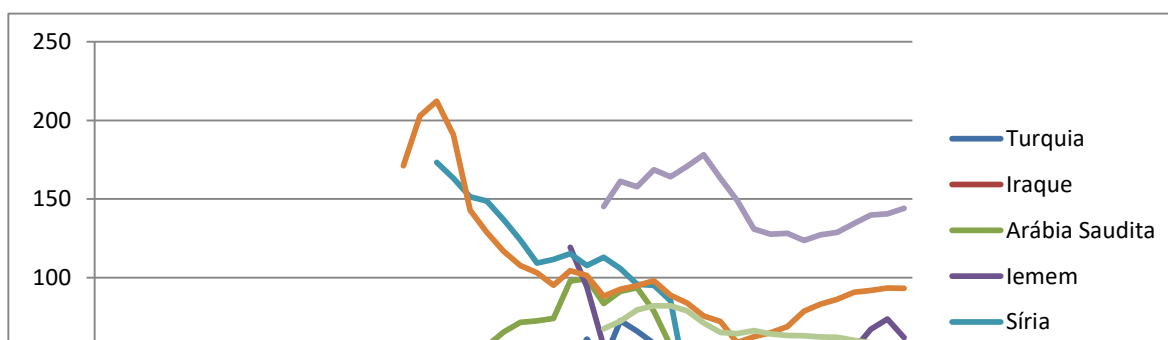


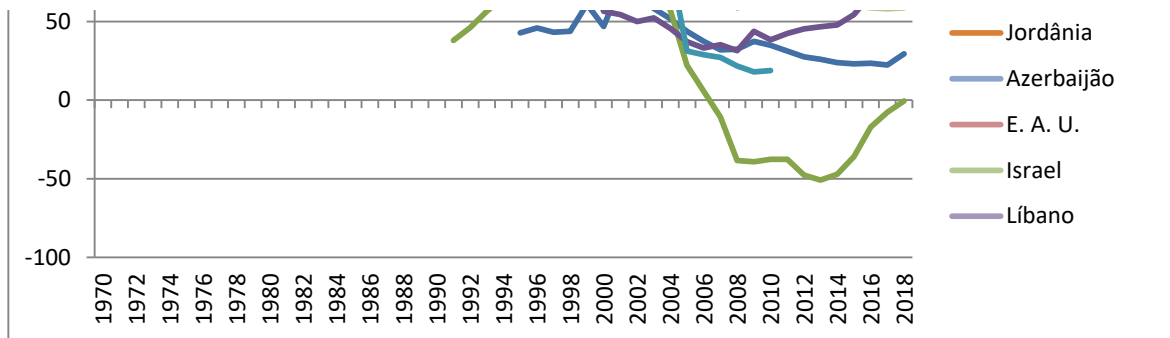


Ásia Meridional

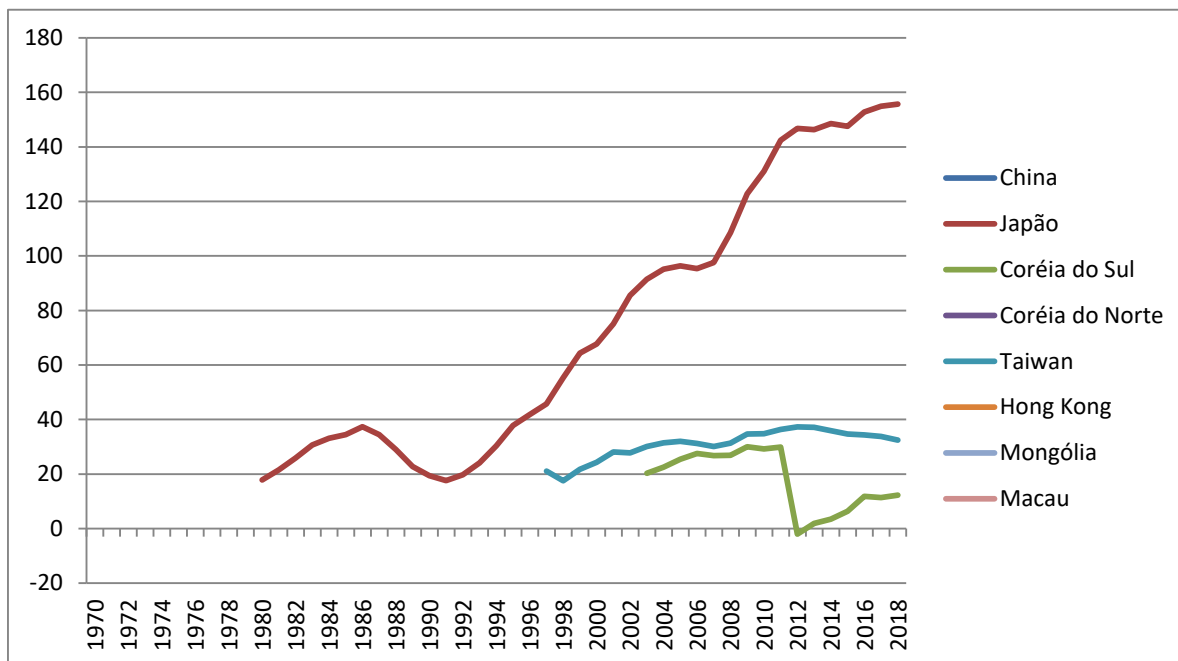


Oriente Médio







Ásia Oriental



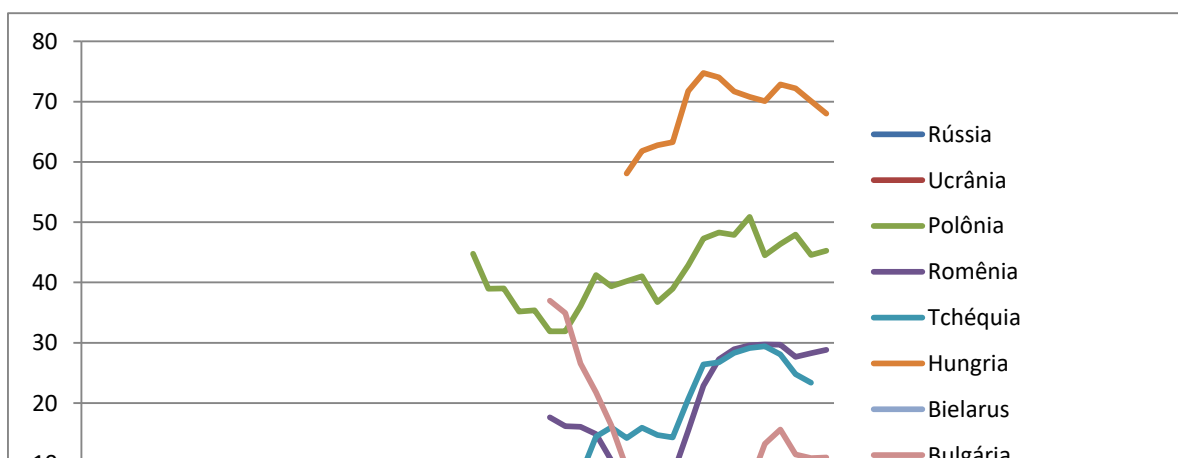
Sudeste Asiático

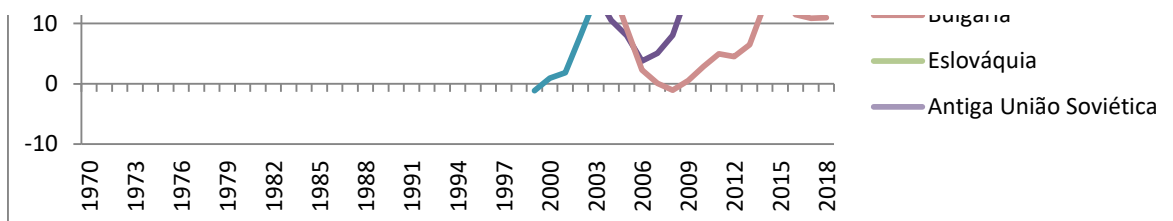




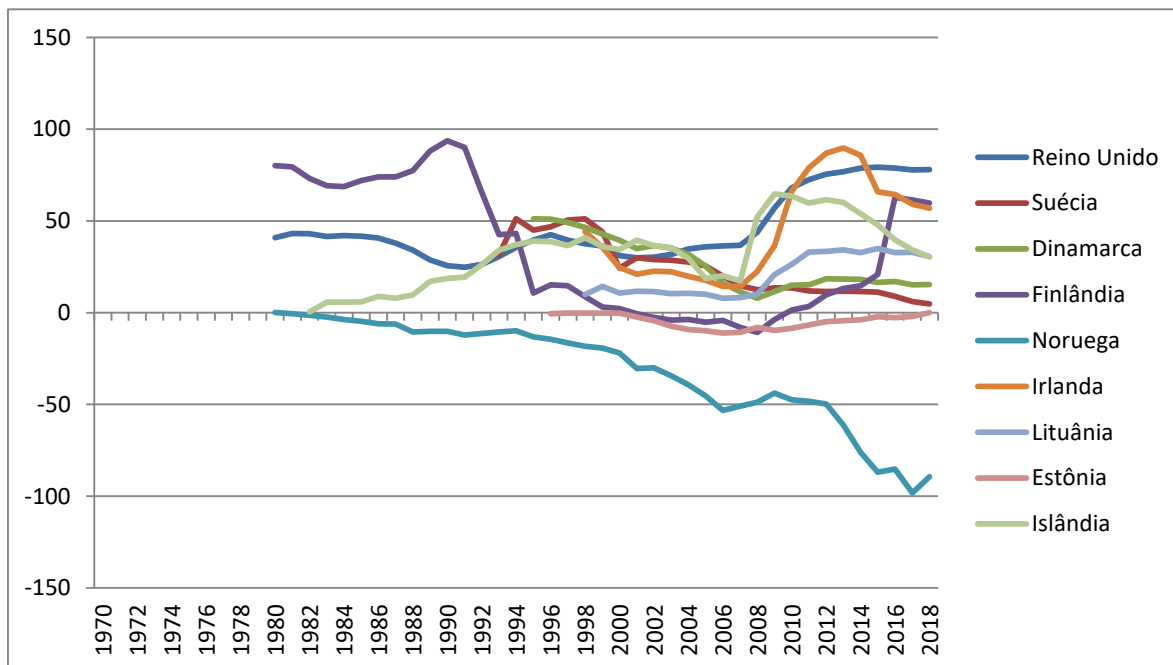
Europa

Leste Europeu

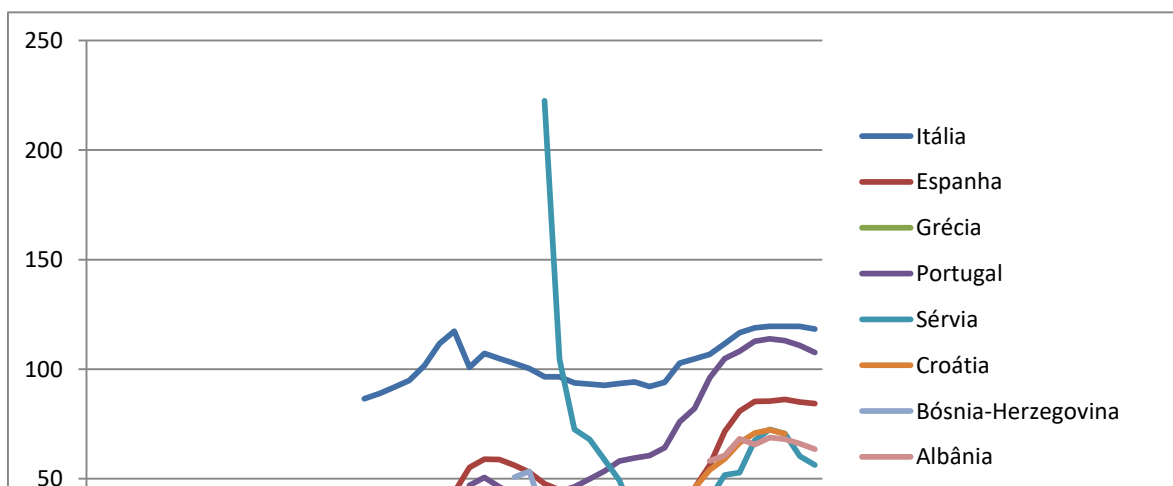


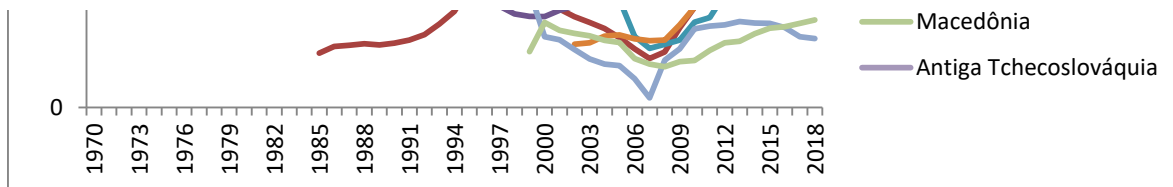


Europa Setentrional

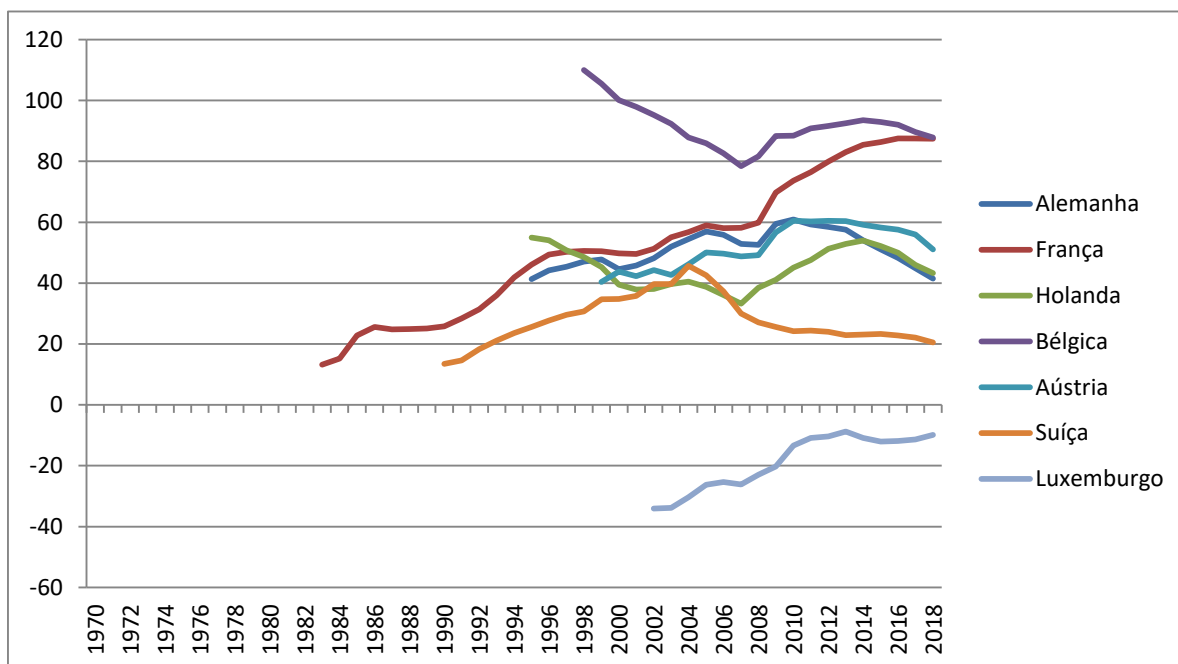


Europa Meridional



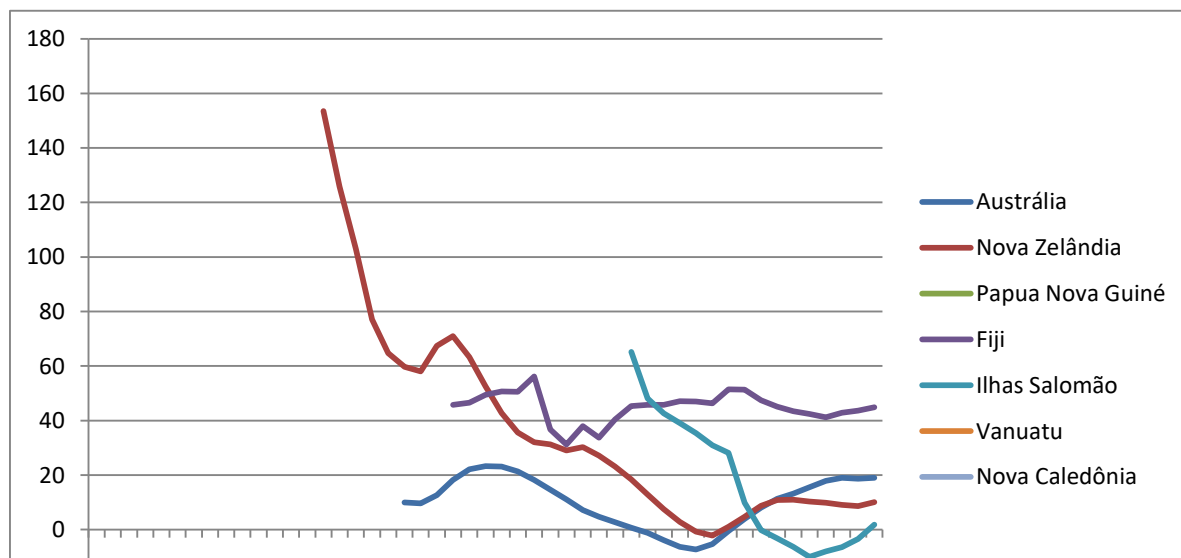


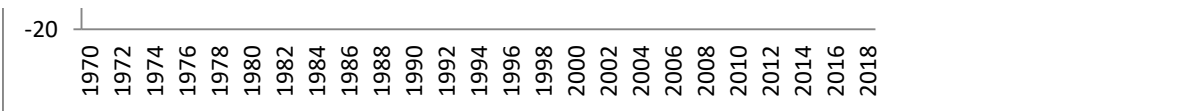
Europa Ocidental



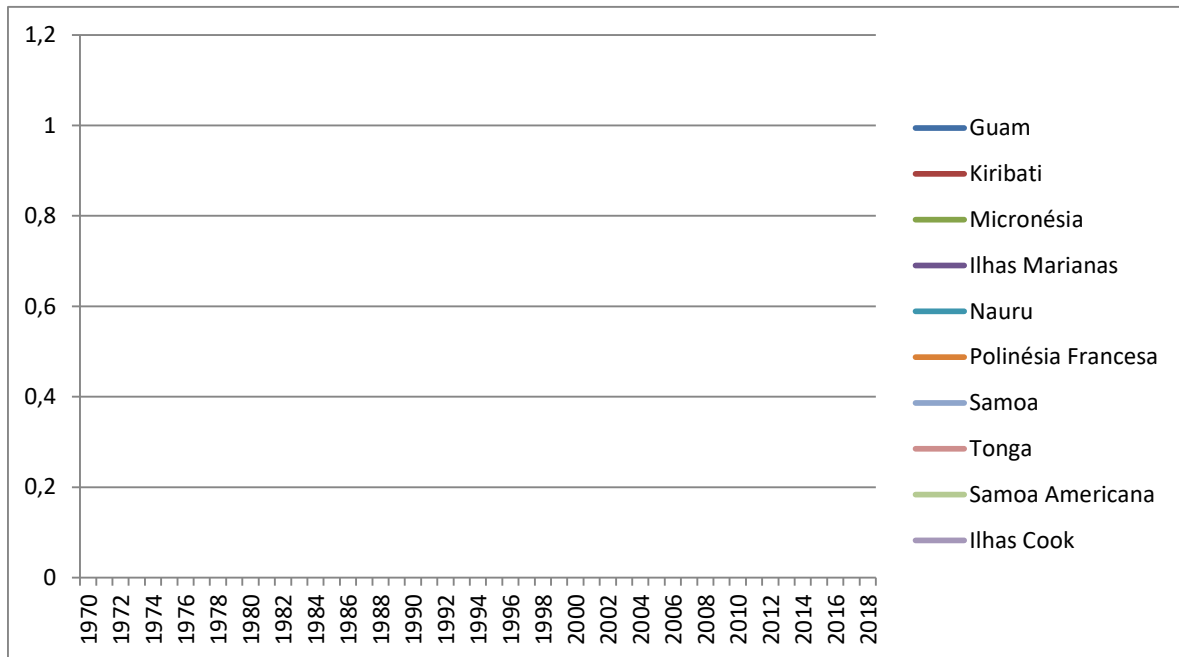
Oceania

Austrália e Melanésia





Micronésia e Polinésia



Referências

BP Global (BP). BP Statistical Review of World Energy. Disponível online em:
<https://www.bp.com/en/global/corporate/energy-economics/statistical-review-of-world-energy/downloads.html>

Energy Information Administration (EIA). International Energy Statistics. Disponível online em:
<https://www.eia.gov/beta/international/data/browser/#/?c=4100000020000600000000000000g0002000000000000001&vs=INTL.44-1-AFRC-QBTU.A&vo=0&v=H&end=2015>

International Monetary Fund (IMF). World Economic Outlook – Database. October 2018 Disponível online em: <https://www.imf.org/external/pubs/ft/weo/2018/02/weodata/weoselgr.aspx>

Stockholm International Peace Research Institute (SIPRI). SIPRI Military Expenditure Database. Disponível online em: <https://www.sipri.org/databases/milex>

United Nations Conference on Trade and Development (UNCTAD). UNCTADSTAT. Disponível online em: http://unctadstat.unctad.org/wds/ReportFolders/reportFolders.aspx?sCS_ChosenLang=en

World Development Indicators (WDI). The World Bank Databank. Disponível online em: <http://databank.worldbank.org/data/reports.aspx?source=World-Development-Indicators>