



Observatório de dados internacionais

Comparação entre países

**Percentual do consumo do governo em relação ao
PIB
(em % do PIB)**

Coordenação: Prof. Thiago Periard

Departamento de Ciências Econômicas



**Universidade Federal
de São João del-Rei**

Sobre o DataObs

O Observatório de dados internacionais – DataObs - é um projeto de pesquisa destinado a levantar, organizar e disponibilizar a mais ampla gama possível de dados internacionais disponíveis nos principais organismos internacionais. Com isto o projeto espera contribuir para uma melhor compreensão da realidade socioeconômica mundial, sendo uma ferramenta útil para uma discussão baseada em fatos.

Sobre este relatório

Este relatório apresenta a evolução histórica de uma variável nos 170 países de maior população do mundo. Com isto espera-se disponibilizar uma ferramenta de fácil acesso para comparações entre países.

Equipe do Projeto

Coordenação: Prof. Thiago Periard do Amaral

Colaboração : Prof. Norberto Martins Vieira

Marcos Vinicius Barbosa – Estudante de Ciências Econômicas da UFSJ

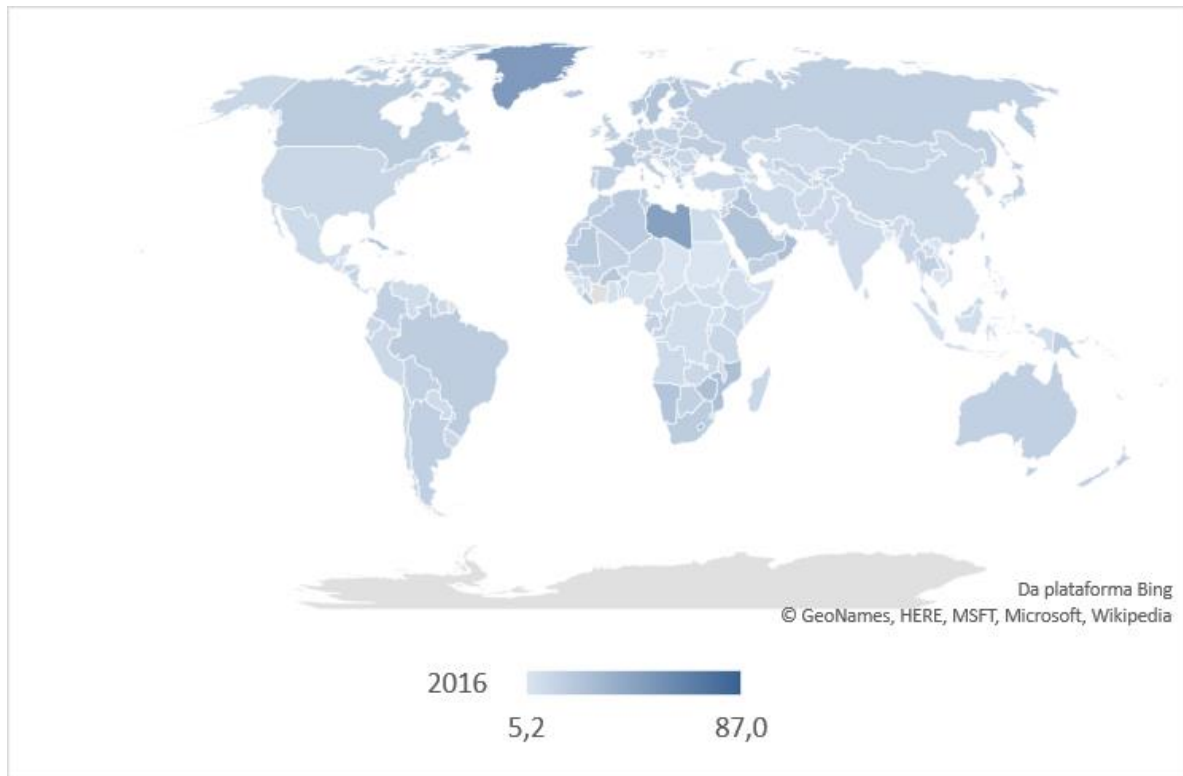
Contato

www.dataobs.com.br
contato@dataobs.com.br

Índice

1 - Visão geral da amostra	pág. 4
2 - África	pág. 6
3 - Américas	pág. 10
4 - Ásia	pág. 13
5 - Europa	pág. 17
6 - Oceania	pág. 20
7 - Referências	pág. 22

Mapa

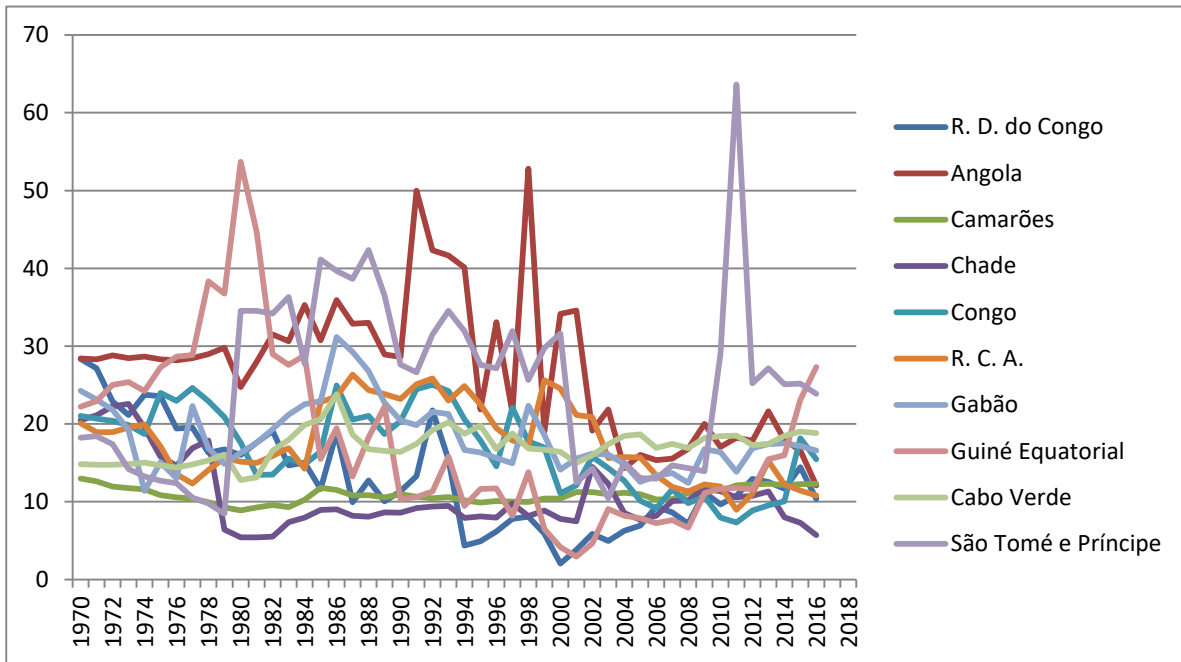


Ranking

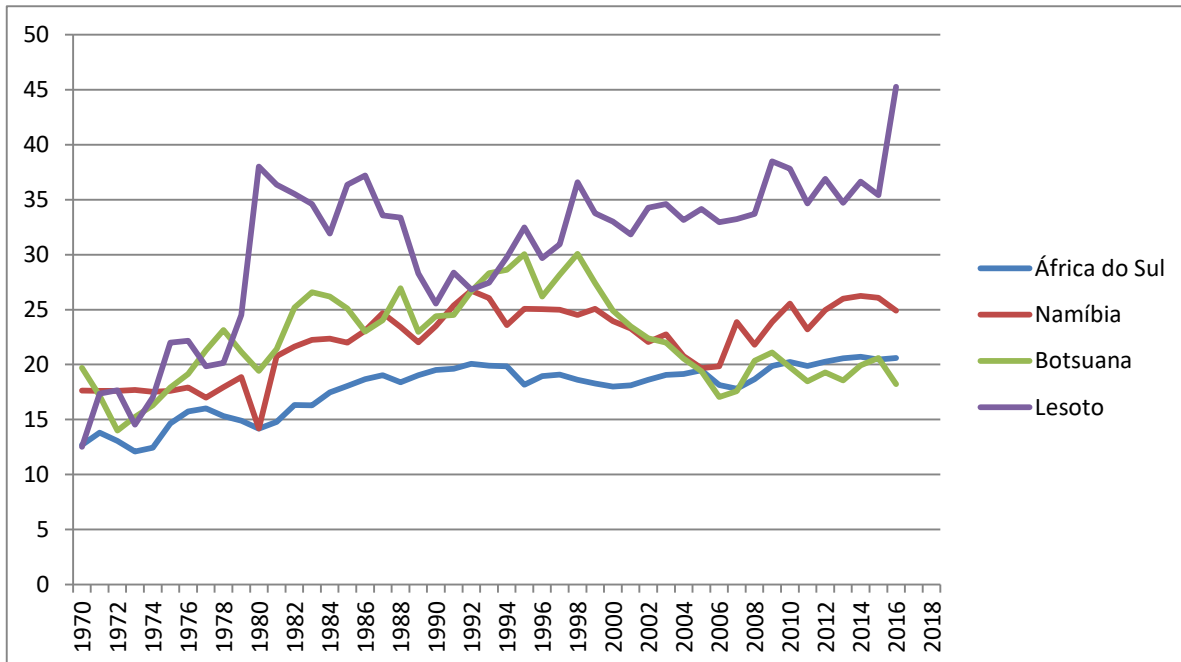
Rank	Country	Value	Rank	Country	Value	Rank	Country	Value	Rank	Country	Value
1	Tuvalu	86,96	51	Tunisia	20,75	101	Bahrain	17,05	151	Zambia	13,54
2	Greenland	51,36	52	Estonia	20,71	102	Malta	16,95	152	Malawi	13,52
3	Montserrat	50,84	53	South Africa	20,59	103	Bhutan	16,86	153	Barbados	13,46
4	Marshall Islands	49,96	54	Hungary	20,26	104	Luxembourg	16,69	154	Iran	13,32
5	Micronesia	48,44	55	Greece	20,23	105	Trinidad and Tobago	16,60	155	Peru	13,31
6	Libya	47,17	56	Brazil	20,18	106	Jordan	16,59	156	Azerbaijan	13,14
7	Lesotho	45,26	57	Fiji	19,96	107	Gabon	16,57	157	Suriname	12,88
8	Kiribati	37,62	58	Austria	19,83	108	Mali	16,52	158	Bahamas, The	12,73
9	Nauru	37,62	59	Japan	19,79	109	Macedonia	16,19	159	Malaysia	12,58
10	Timor-Leste (East Timor)	34,40	60	Croatia	19,74	110	Uzbekistan	16,06	160	Grenada	12,49
11	Cuba	32,88	61	Tonga	19,63	111	Belarus	16,05	161	Ireland	12,48
12	French Polynesia	31,50	62	Montenegro	19,61	112	Bermuda	15,92	162	Cameroon	12,32
13	Mozambique	28,23	63	Germany	19,57	113	Senegal	15,79	163	Mexico	12,12
14	Oman	28,17	64	Slovakia	19,39	114	Serbia	15,70	164	Angola	12,10
15	Zimbabwe	27,84	65	Ukraine	19,37	115	Bulgaria	15,66	165	El Salvador	12,07
16	Kuwait	27,70	66	Morocco	19,25	116	Antigua and Barbuda	15,53	166	Syria	12,07
17	Cook Islands	27,46	67	Russia	19,22	117	Belize	15,49	167	Afghanistan	11,98
18	Seychelles	27,35	68	Czech Republic	19,21	118	Congo (Brazzaville)	15,49	168	Switzerland	11,98
19	Equatorial Guinea	27,30	69	Eritrea	19,16	119	Nicaragua	15,30	169	Paraguay	11,98
20	Palau	27,22	70	Papua New Guinea	19,14	120	Mauritius	15,24	170	Laos	11,95
21	Solomon Islands	26,80	71	Bosnia and Herzegovina	18,98	121	South Korea	15,21	171	Pakistan	11,85
22	Aruba	26,41	72	Samoa	18,97	122	Benin	15,17	172	Kazakhstan	11,83
23	Palestinian Territories	26,35	73	United Kingdom	18,87	123	Rwanda	15,08	173	India	11,65
24	Brunei	26,22	74	Saint Kitts and Nevis	18,86	124	Cyprus	15,06	174	Nepal	11,56
25	Sweden	26,15	75	Andorra	18,85	125	Anguilla	14,89	175	Egypt	11,43
26	Saudi Arabia	25,43	76	Spain	18,85	126	Turkey	14,84	176	Singapore	11,28
27	Denmark	25,40	77	Cape Verde	18,83	127	Niger	14,65	177	Guinea-Bissau	11,19
28	Namibia	24,90	78	Maldives	18,80	128	Cayman Islands	14,63	178	Albania	11,13
29	Netherlands	24,72	79	Italy	18,76	129	Vanuatu	14,59	179	Philippines	11,13
30	Norway	24,30	80	Slovenia	18,75	130	Lebanon	14,51	180	Dominican Republic	11,02
31	New Caledonia	24,12	81	Australia	18,73	131	Honduras	14,51	181	Venezuela	10,99
32	Finland	23,98	82	Georgia	18,43	132	Mongolia	14,45	182	Gambia, The	10,83
33	Saint Pierre and Miquelon	23,87	83	Argentina	18,41	133	Uruguay	14,45	183	Central African Republic	10,83
34	Liberia	23,84	84	Kyrgyzstan	18,31	134	Tajikistan	14,45	184	Panama	10,60
35	Iraq	23,84	85	Togo	18,27	135	Cote d'Ivoire (Ivory Coast)	14,37	185	Comoros	10,58
36	France	23,63	86	Botswana	18,24	136	China	14,35	186	Sierra Leone	10,43
37	Belgium	23,57	87	Yemen	18,23	137	Taiwan	14,29	187	Macau	10,41
38	Qatar	23,10	88	San Marino	18,20	138	United States	14,24	188	Haiti	10,41
39	Burkina Faso	22,97	89	New Zealand	18,14	139	Ecuador	14,22	189	Congo (Kinshasa)	10,38
40	Djibouti	22,90	90	Colombia	18,12	140	Saint Lucia	14,11	190	Hong Kong	9,96
41	Iceland	22,83	91	Latvia	18,02	141	Burma (Myanmar)	14,11	191	Guatemala	9,77
42	Israel	22,34	92	Portugal	18,02	142	Romania	14,08	192	Ethiopia	9,74
43	Swaziland	22,23	93	Poland	17,85	143	United Arab Emirates	14,03	193	South Sudan	9,57
44	Saint Vincent and the Grenadines	22,07	94	Bolivia	17,53	144	Madagascar	14,01	194	Indonesia	9,45
45	Mauritania	21,85	95	Guyana	17,45	145	Armenia	13,89	195	Ghana	9,07
46	Cayman Islands and Turks and Caicos Islands	21,82	96	Costa Rica	17,34	146	Tanzania	13,89	196	Turkmenistan	9,03
47	Burundi	21,47	97	Saint Martin (Dutch part)	17,33	147	Jamaica	13,86	197	Uganda	8,94
48	Canada	21,20	98	Moldova	17,25	148	Curaçao	13,76	198	Somalia	8,72
49	Dominica	21,09	99	Lithuania	17,16	149	Kenya	13,64	199	Sri Lanka	8,57
50	Algeria	20,78	100	Thailand	17,08	150	Chile	13,54	200	Virgin Islands, British	8,37

África

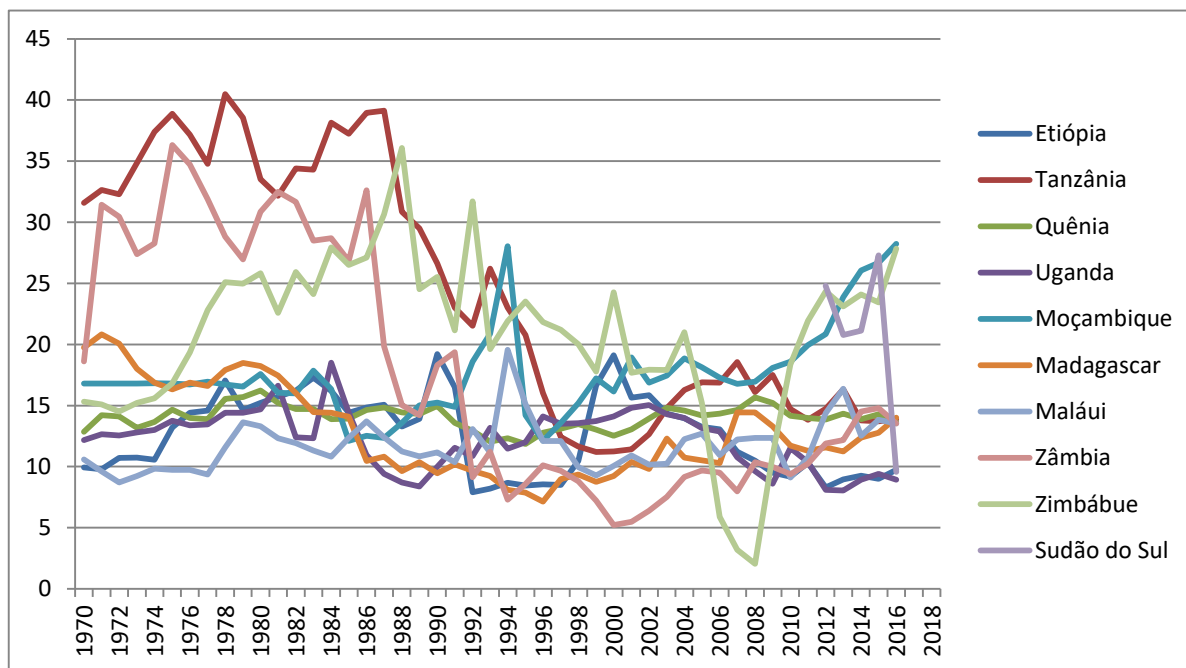
África Central



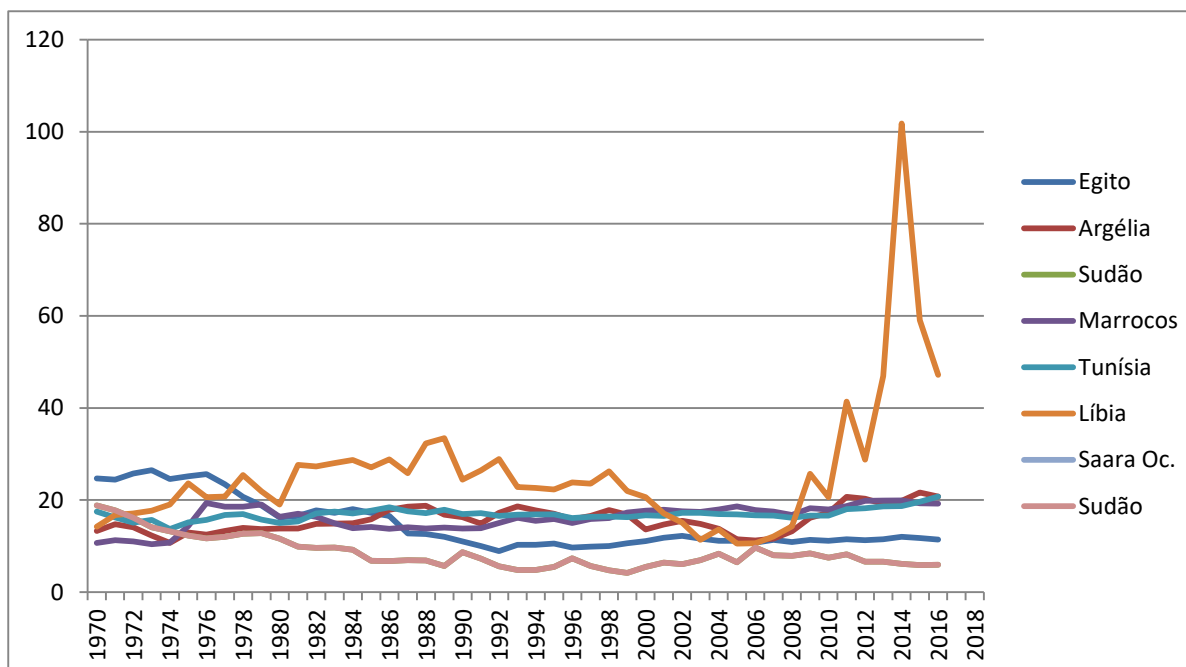
África Meridional



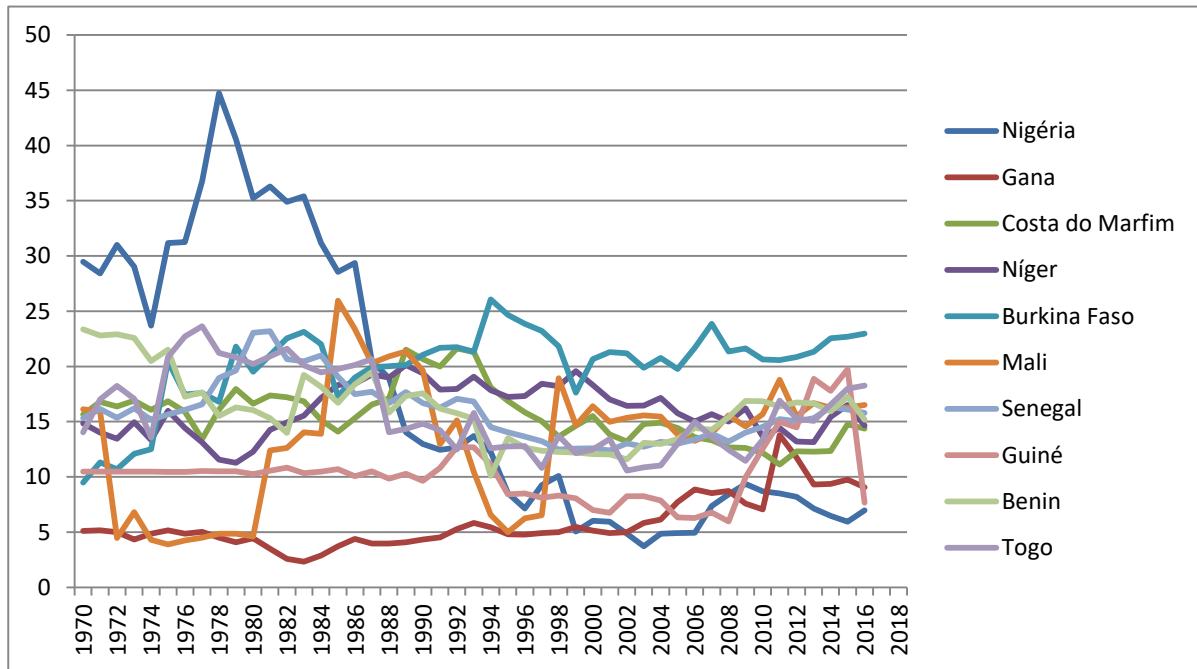
Leste da África



Norte da África

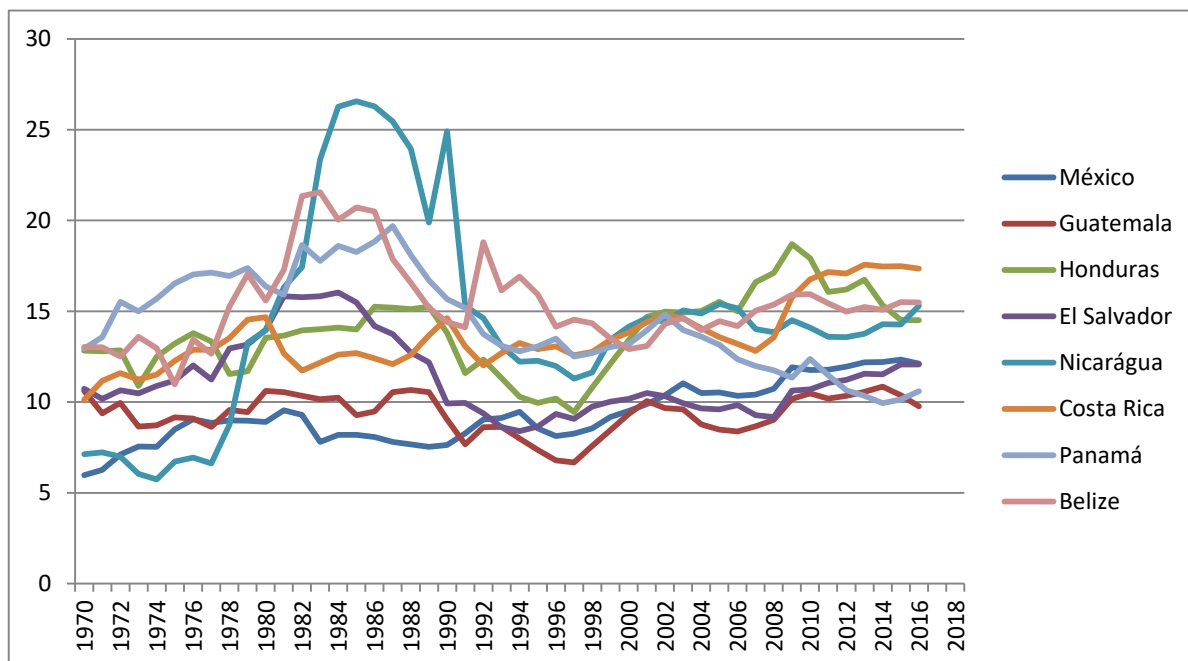


Oeste da África

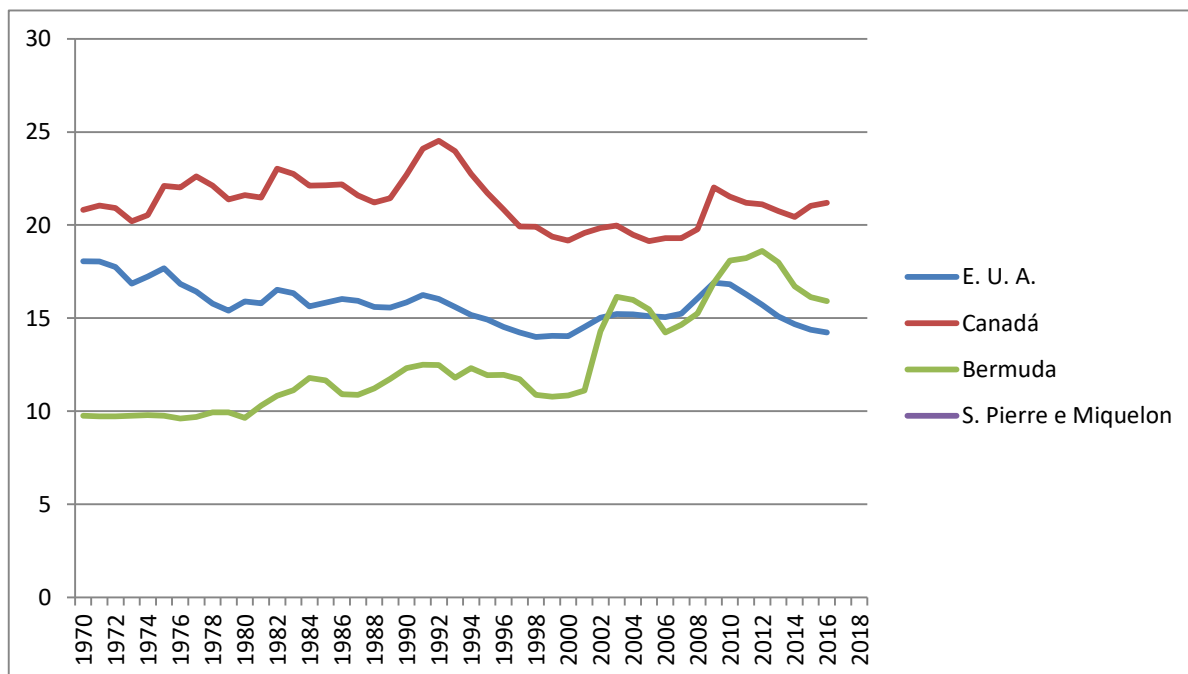


Américas

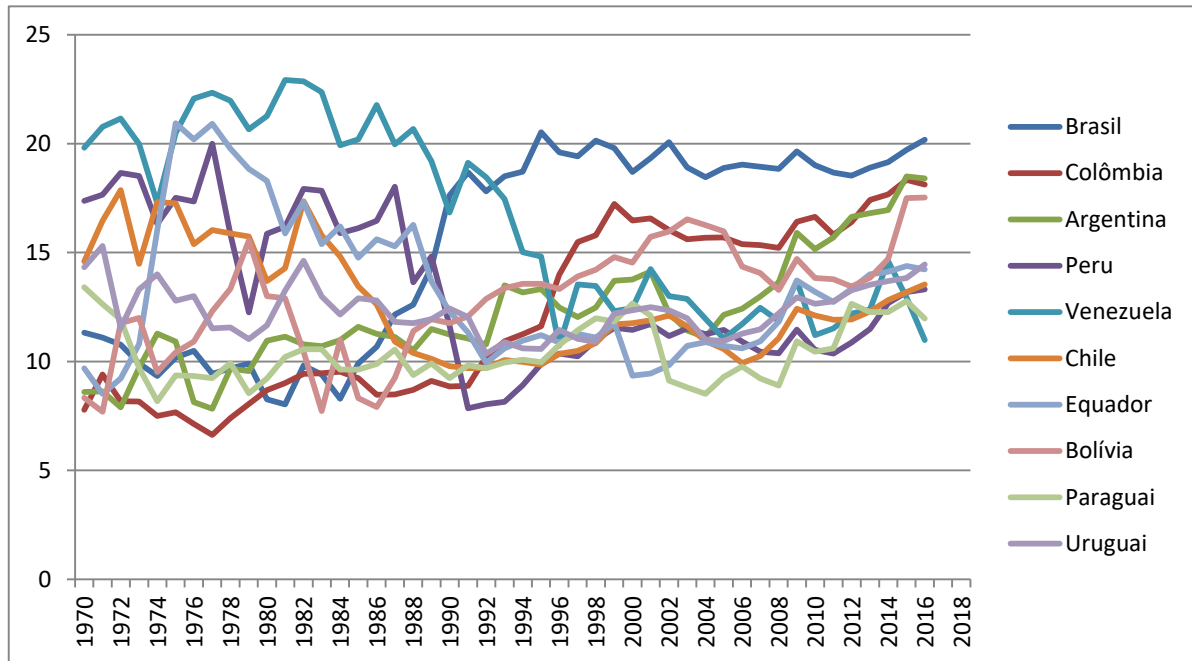
América Central



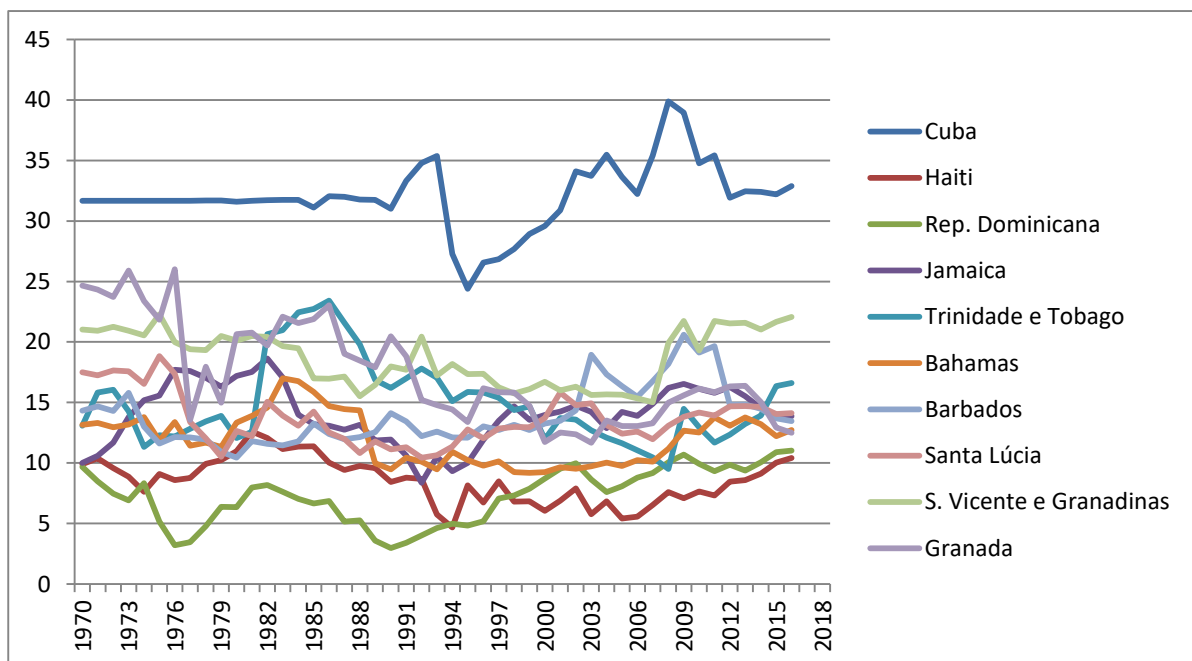
América do Norte



América do Sul

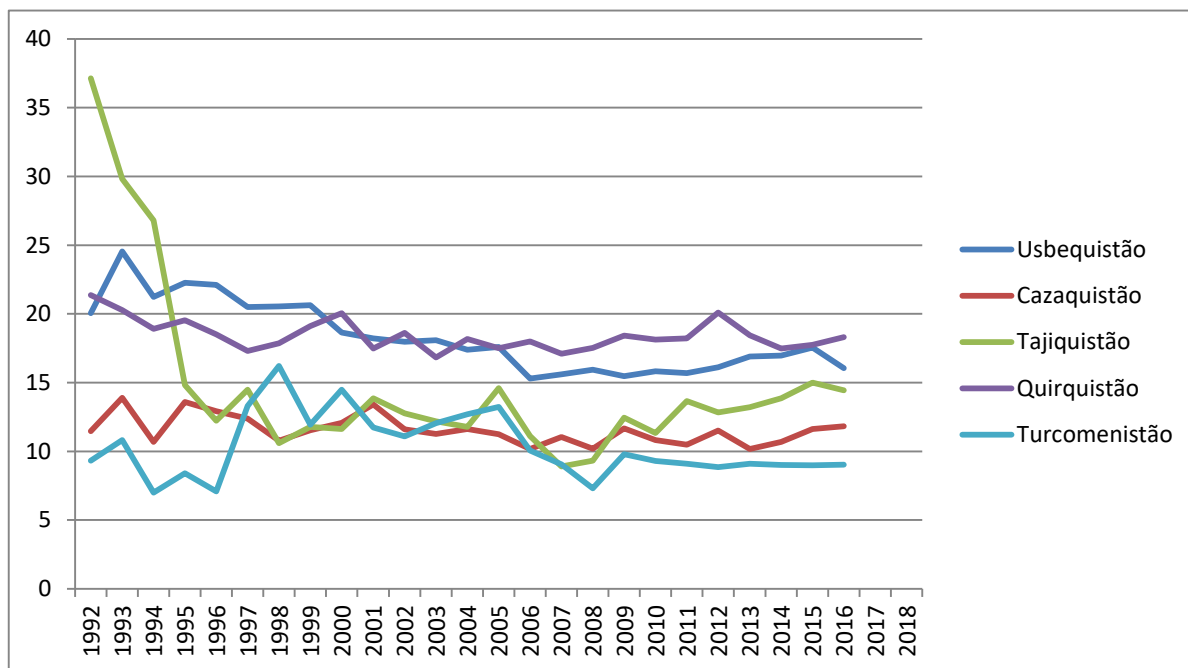


Caribe

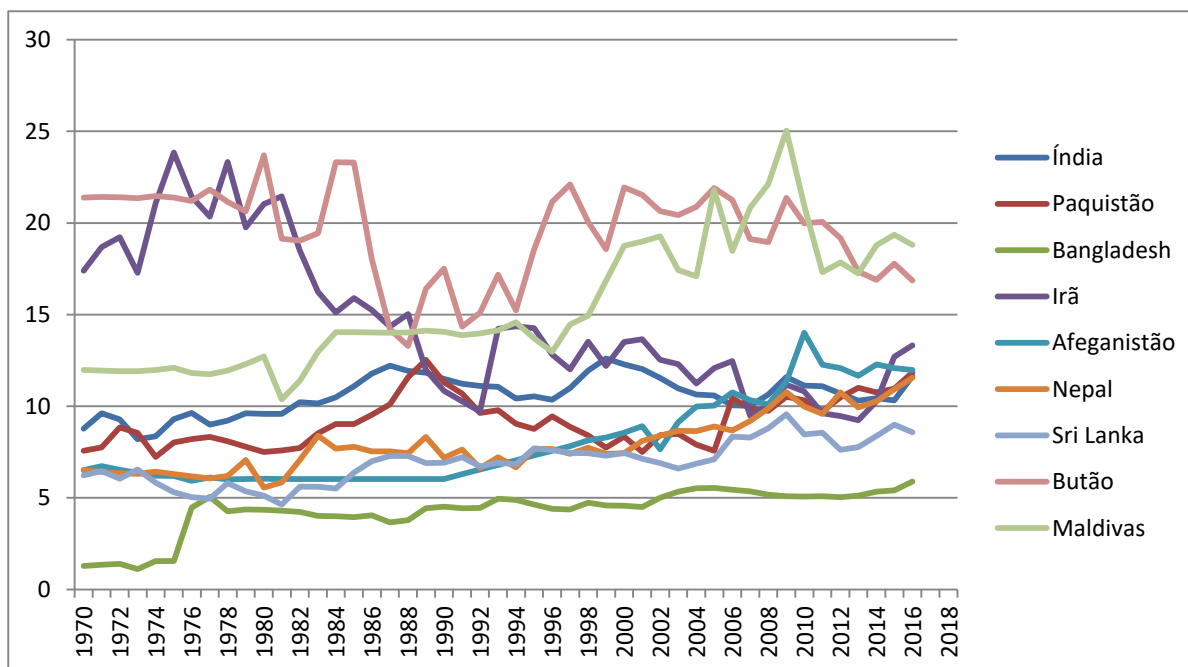


Ásia

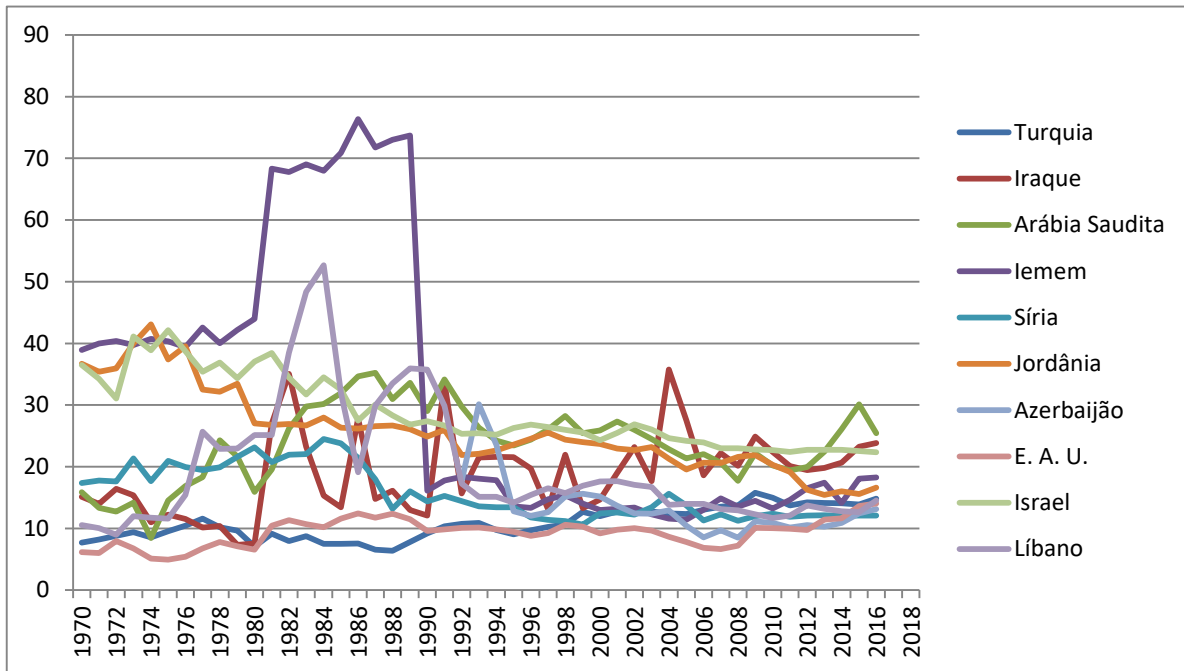
Ásia Central



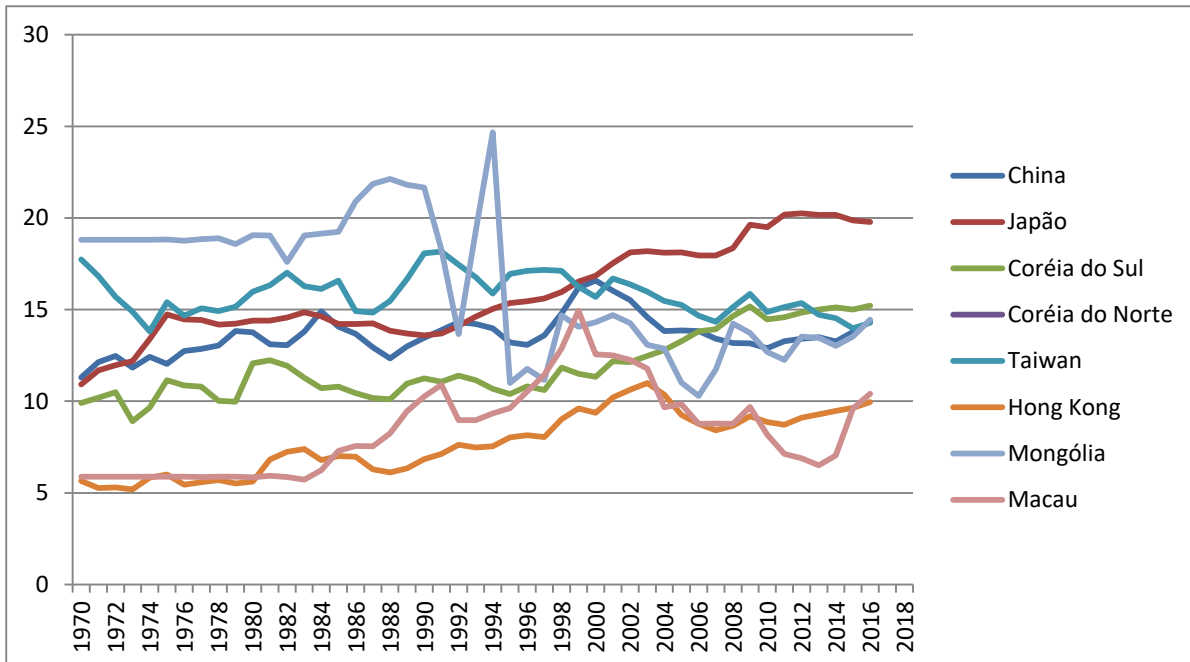
Ásia Meridional



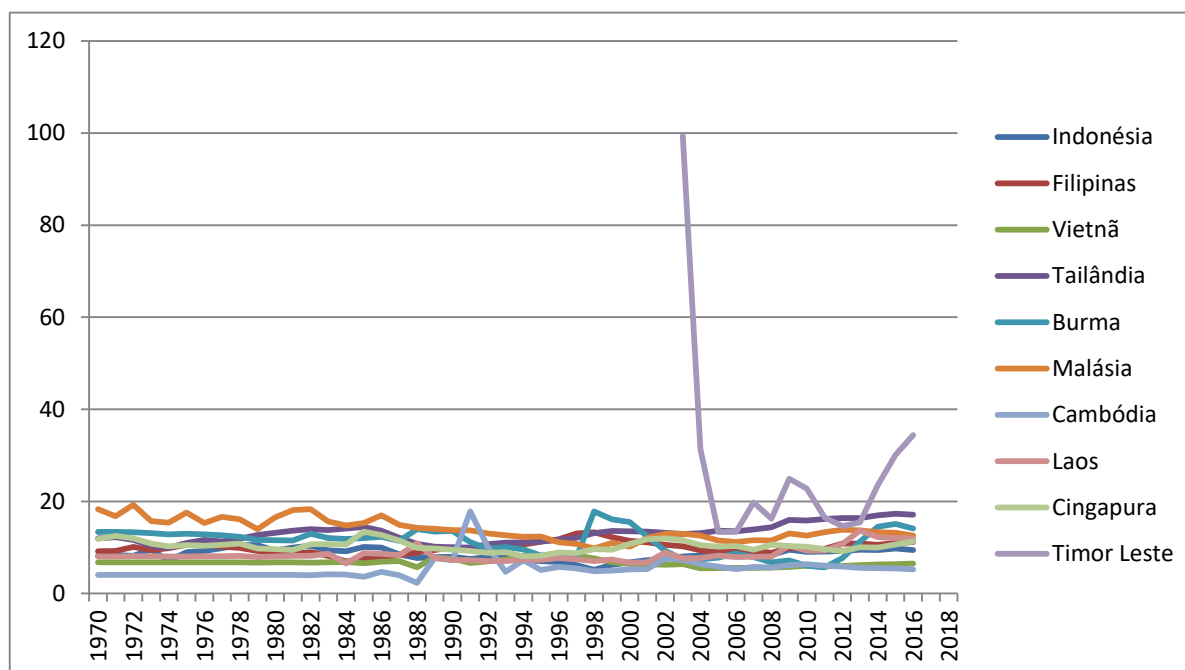
Oriente Médio



Ásia Oriental

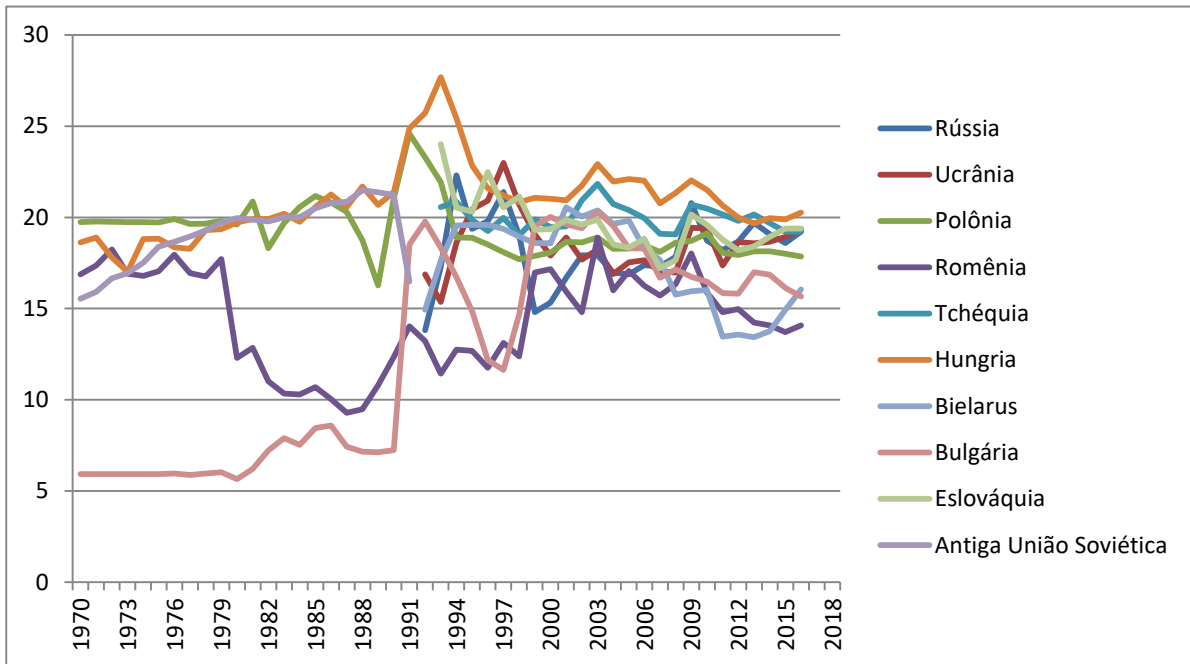


Sudeste Asiático

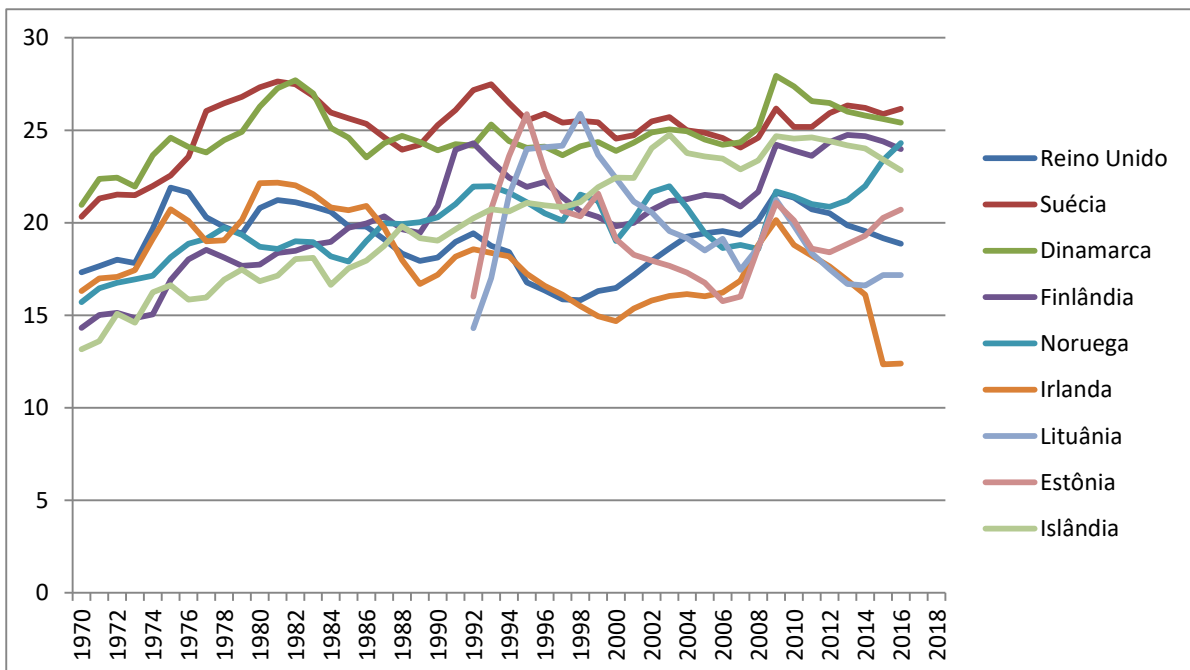


Europa

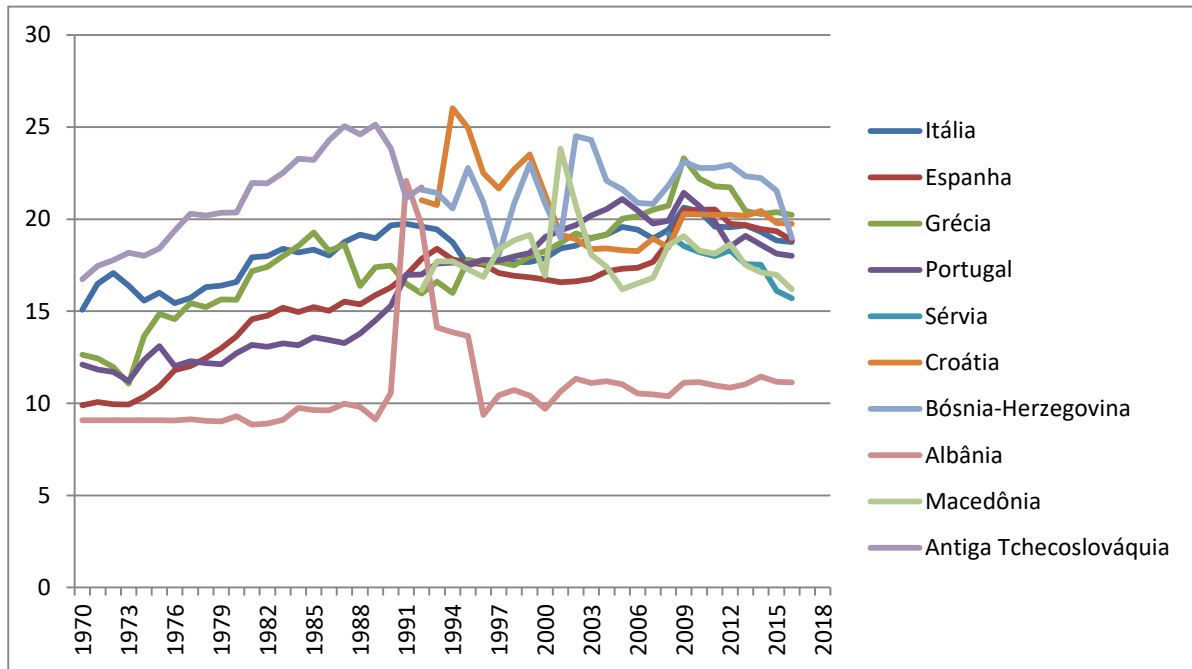
Leste Europeu



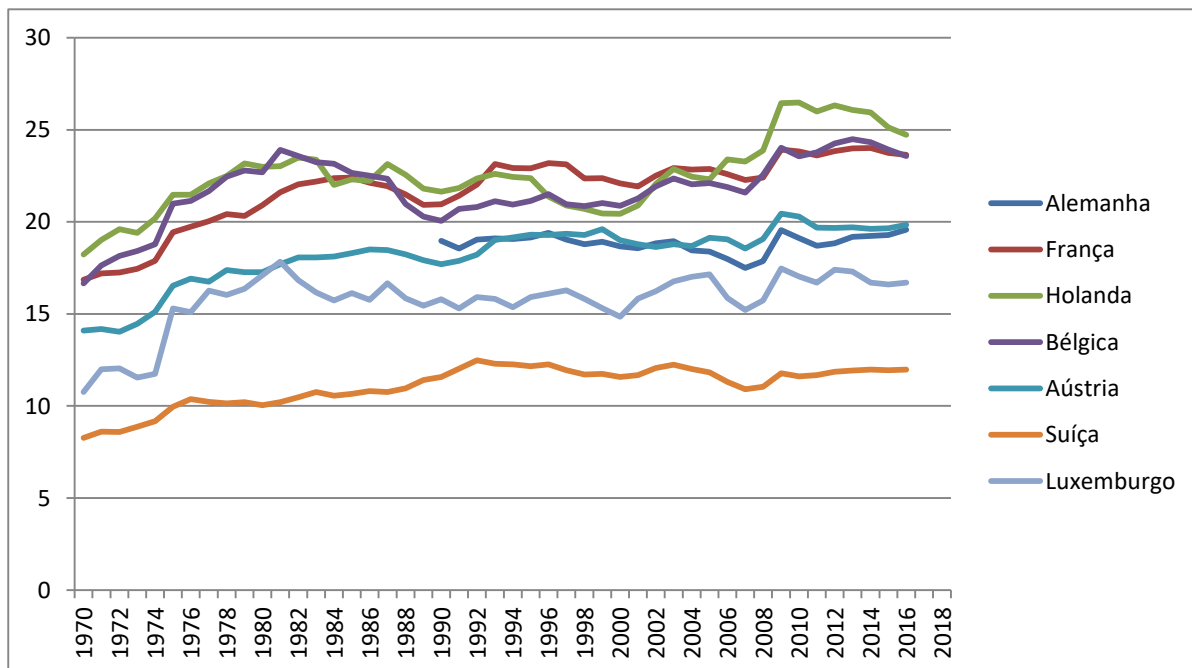
Europa Setentrional



Europa Meridional

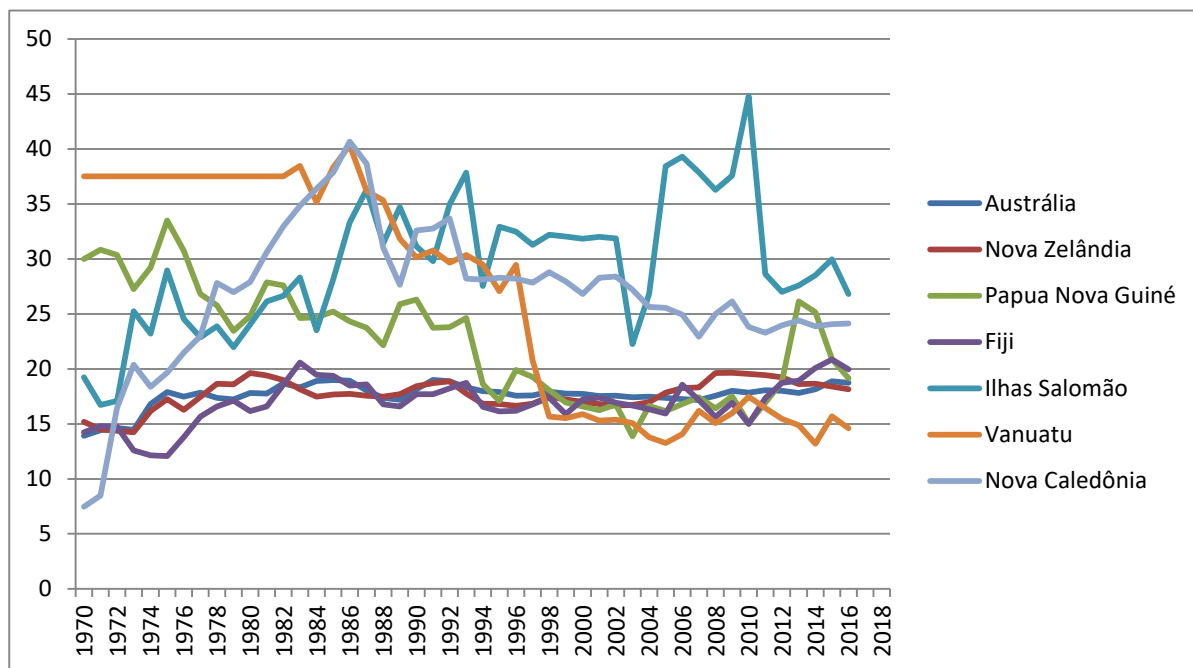


Europa Ocidental

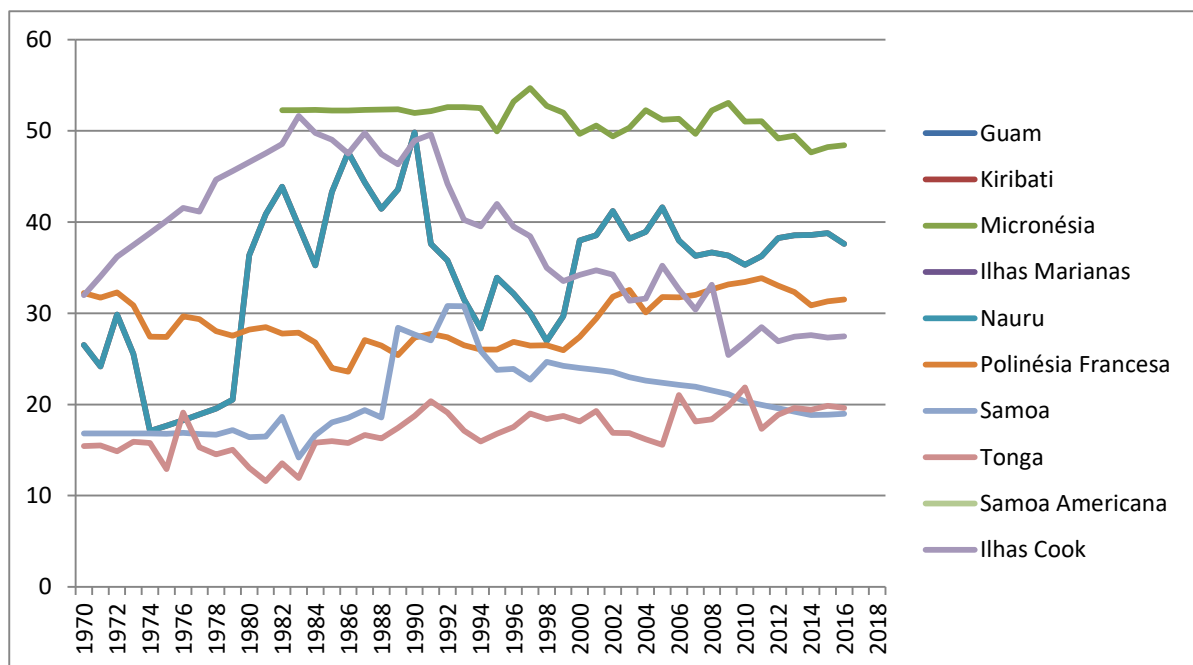


Oceania

Austrália e Melanésia



Micronésia e Polinésia



Referências

BP Global (BP). BP Statistical Review of World Energy. Disponível online em:
<https://www.bp.com/en/global/corporate/energy-economics/statistical-review-of-world-energy/downloads.html>

Energy Information Administration (EIA). International Energy Statistics. Disponível online em:
<https://www.eia.gov/beta/international/data/browser/#/?c=4100000020000600000000000000g000200000000000001&vs=INTL.44-1-AFRC-QBTU.A&vo=0&v=H&end=2015>

International Monetary Fund (IMF). World Economic Outlook – Database. October 2018 Disponível online em: <https://www.imf.org/external/pubs/ft/weo/2018/02/weodata/weoselgr.aspx>

Stockholm International Peace Research Institute (SIPRI). SIPRI Military Expenditure Database. Disponível online em: <https://www.sipri.org/databases/milex>

United Nations Conference on Trade and Development (UNCTAD). UNCTADSTAT. Disponível online em: http://unctadstat.unctad.org/wds/ReportFolders/reportFolders.aspx?sCS_ChosenLang=en

World Development Indicators (WDI). The World Bank Databank. Disponível online em: <http://databank.worldbank.org/data/reports.aspx?source=World-Development-Indicators>