



Observatório de dados internacionais

Comparação entre países

**Taxa de desemprego
(estimado pelo modelo da OIT)**

Coordenação: Prof. Thiago Periard

Departamento de Ciências Econômicas



**Universidade Federal
de São João del-Rei**

Sobre o DataObs

O Observatório de dados internacionais – DataObs - é um projeto de pesquisa destinado a levantar, organizar e disponibilizar a mais ampla gama possível de dados internacionais disponíveis nos principais organismos internacionais. Com isto o projeto espera contribuir para uma melhor compreensão da realidade socioeconômica mundial, sendo uma ferramenta útil para uma discussão baseada em fatos.

Sobre este relatório

Este relatório apresenta a evolução histórica de uma variável nos 170 países de maior população do mundo. Com isto espera-se disponibilizar uma ferramenta de fácil acesso para comparações entre países.

Equipe do Projeto

Coordenação: Prof. Thiago Periard do Amaral

Colaboração : Prof. Norberto Martins Vieira

Marcos Vinicius Barbosa – Estudante de Ciências Econômicas da UFSJ

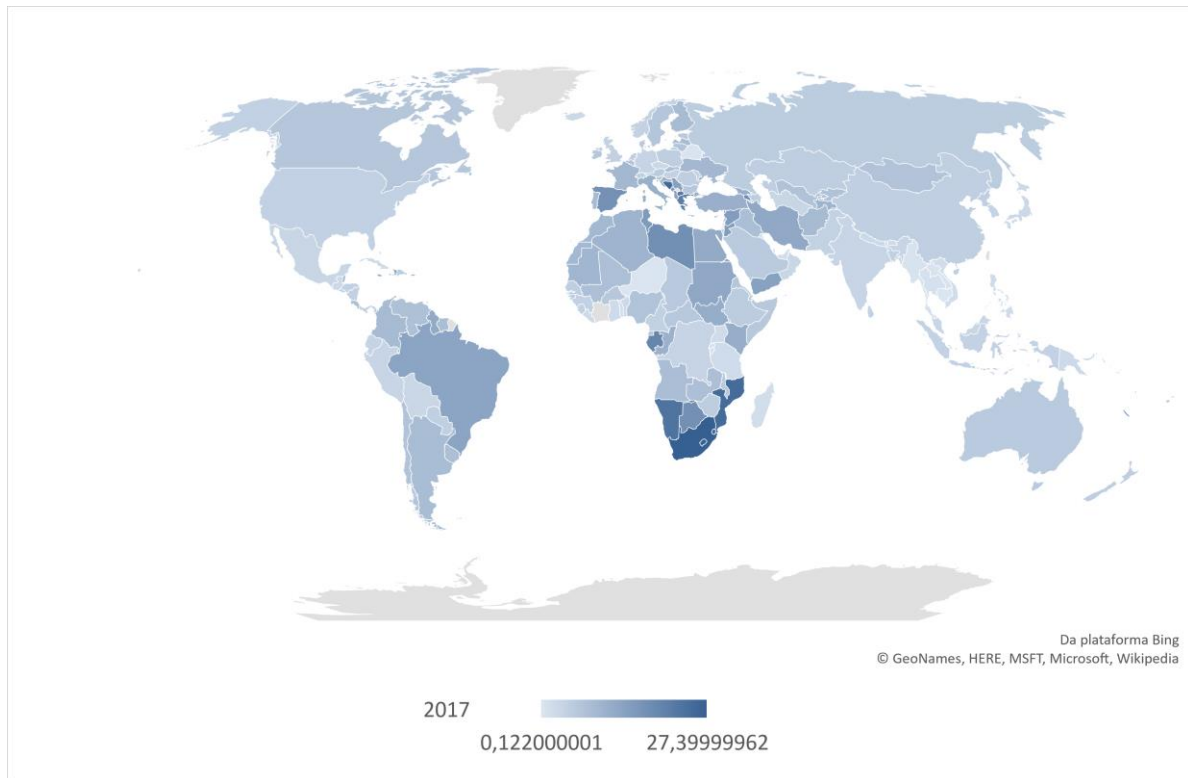
Contato

www.dataobs.com.br
contato@dataobs.com.br

Índice

1 - Visão geral da amostra	pág. 4
2 - África	pág. 6
3 - Américas	pág. 10
4 - Ásia	pág. 13
5 - Europa	pág. 17
6 - Oceania	pág. 20
7 - Referências	pág. 22

Mapa

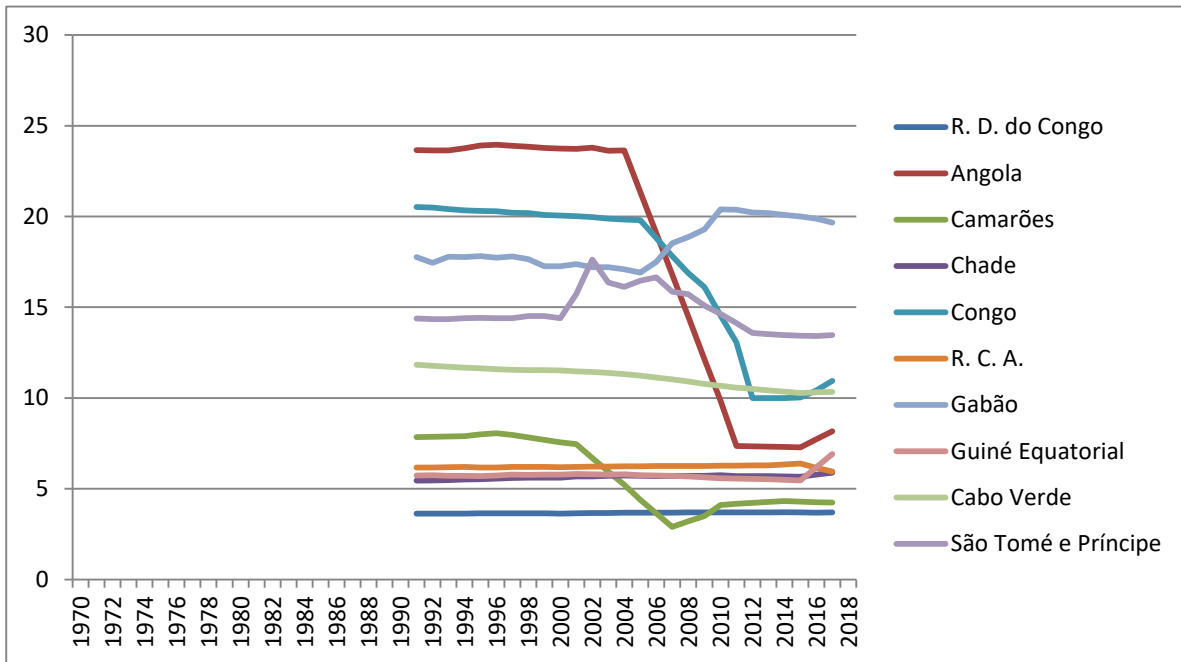


Ranking

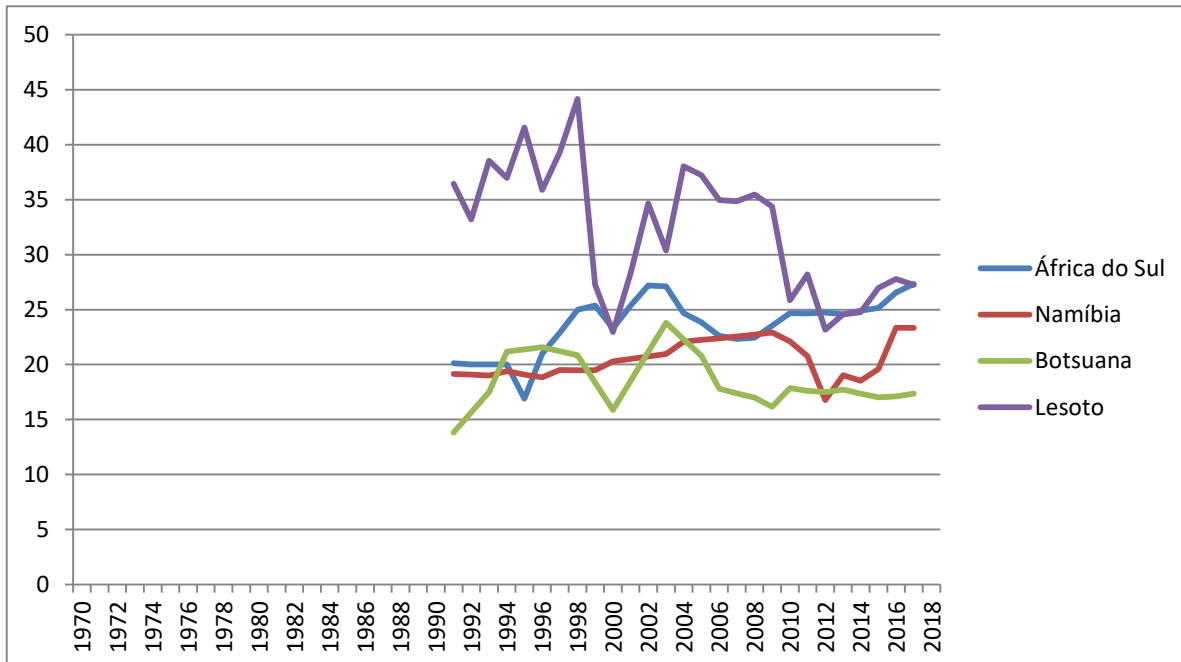
Rank	Country	Value	Rank	Country	Value	Rank	Country	Value	Rank	Country	Value
1	Palestinian Territories	27,40	51	France	9,40	101	Saudi Arabia	5,52	151	Oman	3,25
2	South Africa	27,33	52	Channel Islands	9,36	102	Luxembourg	5,52	152	Bolivia	3,15
3	Lesotho	27,25	53	Morocco	9,33	103	Austria	5,50	153	Hong Kong	3,09
4	Swaziland	26,40	54	Belize	9,33	104	Dominican Republic	5,49	154	Czech Republic	2,89
5	Bosnia and Herzegovina	25,56	55	Portugal	8,87	105	Vanuatu	5,22	155	Japan	2,83
6	Mozambique	25,04	56	Colombia	8,85	106	Ethiopia	5,20	156	Iceland	2,75
7	Namibia	23,33	57	Afghanistan	8,84	107	Russia	5,20	157	Nepal	2,74
8	Macedonia	22,38	58	Latvia	8,71	108	Azerbaijan	5,03	158	Guatemala	2,73
9	Greece	21,49	59	Finland	8,64	109	Zimbabwe	5,01	159	Papua New Guinea	2,66
10	Saint Lucia	20,98	60	Argentina	8,52	110	Maldives	4,99	160	Cote d'Ivoire (Ivory Coast)	2,60
11	French Polynesia	20,77	61	Samoa	8,21	111	Romania	4,93	161	Cuba	2,53
12	Gabon	19,66	62	Angola	8,17	112	Kazakhstan	4,90	162	Benin	2,47
13	Saint Vincent/Grenadines	18,28	63	Iraq	8,16	113	Poland	4,89	163	Bhutan	2,43
14	Armenia	18,23	64	Costa Rica	8,14	114	New Zealand	4,88	164	Liberia	2,39
15	Libya	17,68	65	Slovakia	8,13	115	Senegal	4,84	165	Ghana	2,36
16	Botswana	17,36	66	Suriname	8,12	116	Trinidad and Tobago	4,84	166	Philippines	2,35
17	Spain	17,22	67	Mali	7,91	117	Netherlands	4,84	167	Tanzania	2,21
18	Montenegro	16,07	68	Uruguay	7,89	118	Switzerland	4,80	168	Kuwait	2,14
19	Tunisia	15,38	69	Zambia	7,79	119	Korea, North	4,78	169	Uganda	2,10
20	Jordan	14,92	70	Venezuela	7,66	120	China	4,68	170	Vietnam	2,05
21	Syria	14,90	71	Kyrgyzstan	7,28	121	Paraguay	4,61	171	Solomon Islands	2,05
22	New Caledonia	14,75	72	Uzbekistan	7,18	122	El Salvador	4,49	172	Singapore	2,02
23	Serbia	14,10	73	Virgin Islands, U.S.	7,13	123	Panama	4,49	173	Macau	1,98
24	Yemen	14,04	74	Mauritius	7,13	124	Honduras	4,49	174	Togo	1,84
25	Haiti	13,99	75	Belgium	7,09	125	Guinea	4,49	175	Madagascar	1,80
26	Albania	13,87	76	Brunei	7,08	126	Sierra Leone	4,47	176	United Arab Emirates	1,67
27	Sao Tome and Principe	13,47	77	Lithuania	7,07	127	Moldova	4,45	177	Burundi	1,55
28	Brazil	13,32	78	Nigeria	7,04	128	Nicaragua	4,44	178	Rwanda	1,30
29	Sudan	12,73	79	Chile	6,96	129	Bangladesh	4,37	179	Bahrain	1,20
30	Bahamas, The	12,57	80	Mongolia	6,96	130	United States	4,36	180	Tonga	1,13
31	Iran	12,52	81	Equatorial Guinea	6,91	131	Comoros	4,34	181	Thailand	1,08
32	Jamaica	12,45	82	Sweden	6,72	132	United Kingdom	4,33	182	Burma (Myanmar)	0,79
33	Egypt	12,08	83	Lebanon	6,64	133	Cameroon	4,24	183	Laos	0,67
34	Guyana	12,04	84	Slovenia	6,56	134	Israel	4,22	184	Belarus	0,48
35	Georgia	11,60	85	Ireland	6,40	135	Indonesia	4,18	185	Niger	0,35
36	South Sudan	11,54	86	Eritrea	6,36	136	Hungary	4,16	186	Cambodia	0,22
37	Kenya	11,47	87	Canada	6,34	137	Norway	4,16	187	Qatar	0,12
38	Turkey	11,26	88	Fiji	6,30	138	Sri Lanka	4,08	188	American Samoa	-
39	Croatia	11,21	89	Burkina Faso	6,30	139	Pakistan	4,04	189	Andorra	-
40	Italy	11,21	90	Bulgaria	6,16	140	Malta	4,01	190	Antigua and Barbuda	-
41	Cyprus	11,04	91	Guinea-Bissau	6,10	141	Ecuador	3,84	191	Aruba	-
42	Congo (Brazzaville)	10,95	92	Somalia	5,98	142	Germany	3,75	192	Bermuda	-
43	Puerto Rico	10,83	93	Central African Republic	5,95	143	Korea, South	3,73	193	Cayman Islands	-
44	Cape Verde	10,34	94	Malawi	5,90	144	Congo (Kinshasa)	3,69	194	Curacao	-
45	Tajikistan	10,28	95	Chad	5,89	145	Peru	3,59	195	Dominica	-
46	Algeria	10,13	96	Djibouti	5,81	146	India	3,52	196	Faroe Islands	-
47	Mauritania	9,88	97	Estonia	5,76	147	Timor-Leste (East Timor)	3,43	197	Gibraltar	-
48	Barbados	9,69	98	Denmark	5,74	148	Mexico	3,42	198	Greenland	-
49	Ukraine	9,45	99	Guam	5,61	149	Malaysia	3,41	199	Grenada	-
50	Gambia, The	9,45	100	Australia	5,59	150	Turkmenistan	3,40	200	Isle of Man	-

África

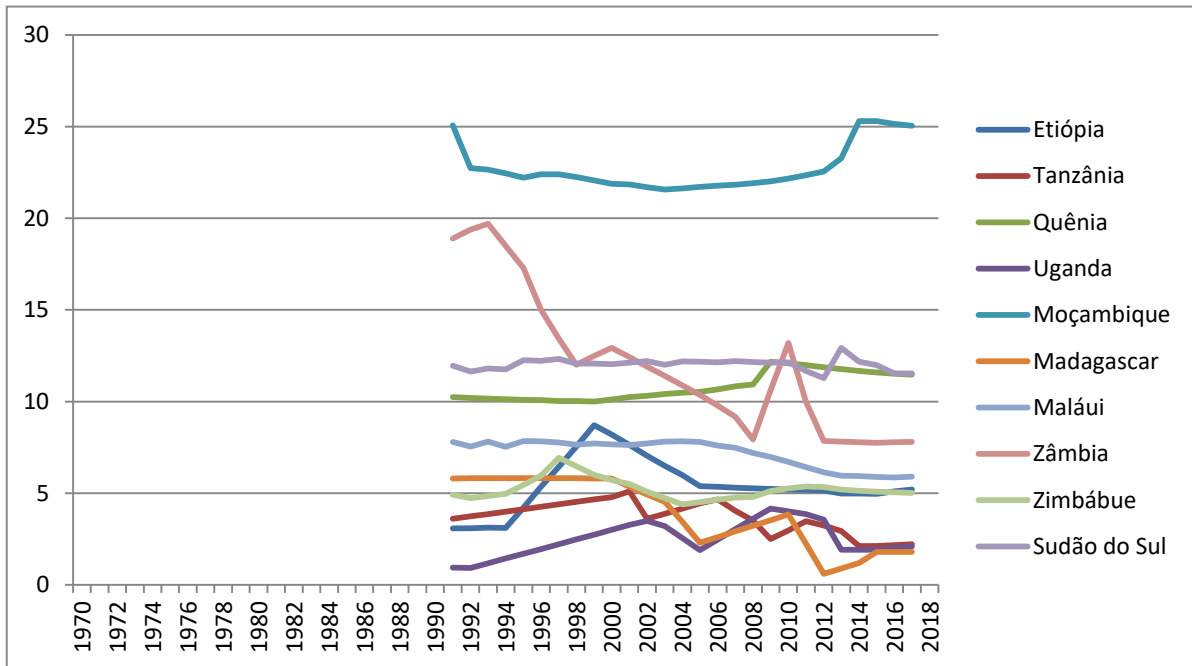
África Central



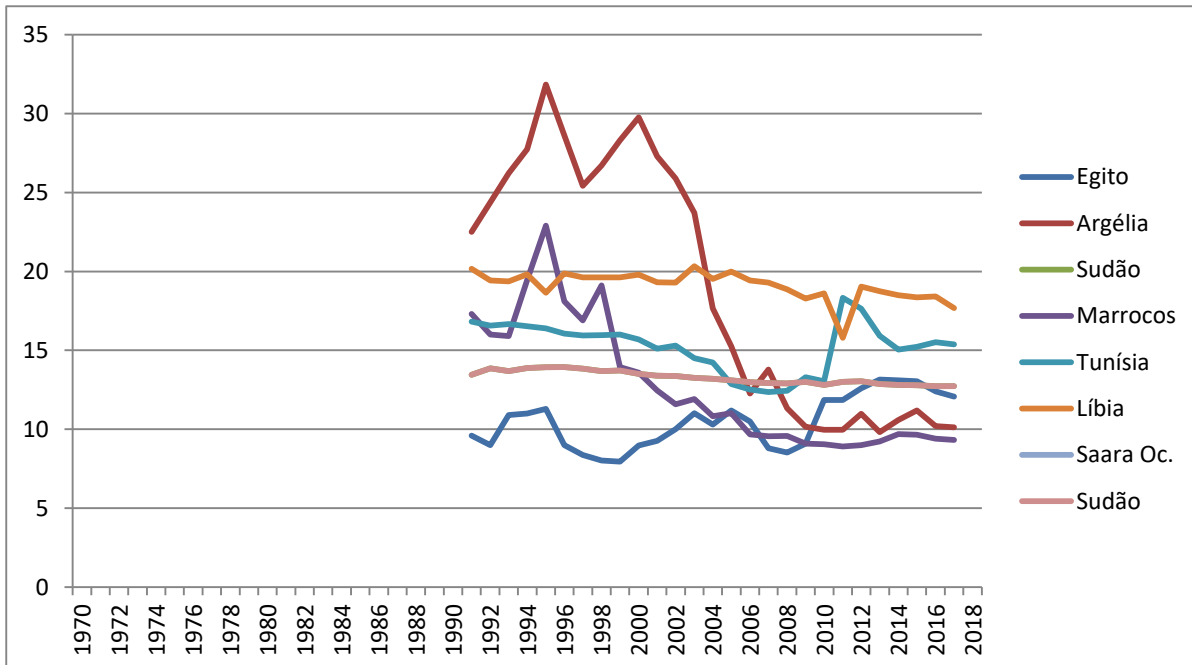
África Meridional



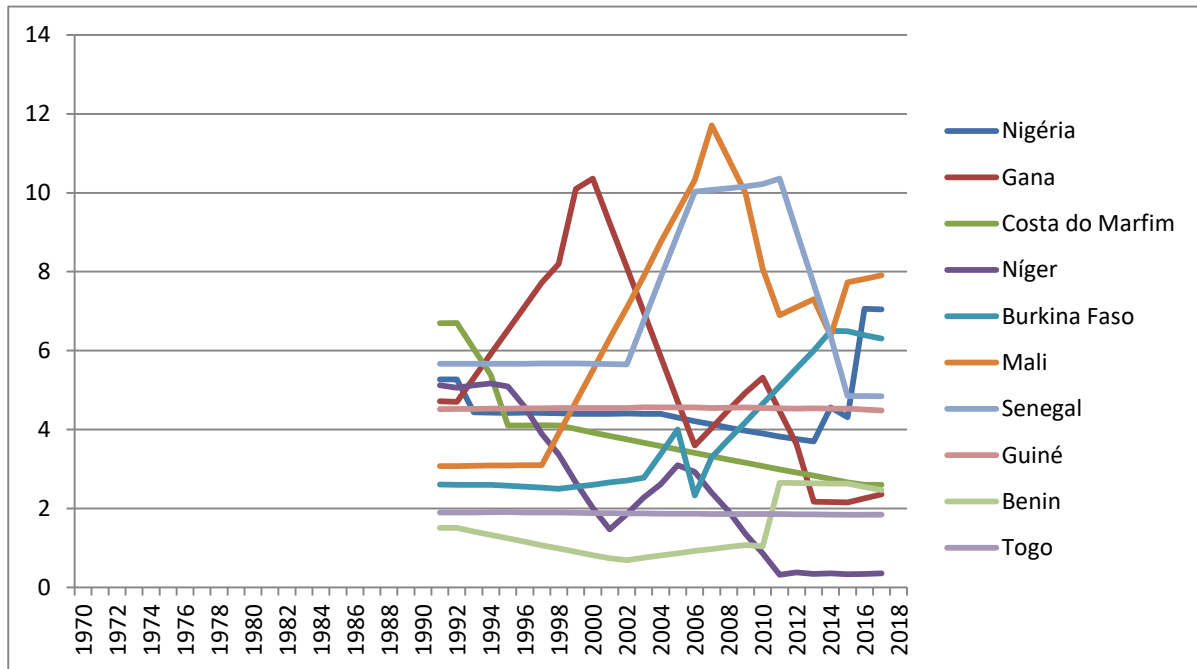
Leste da África



Norte da África

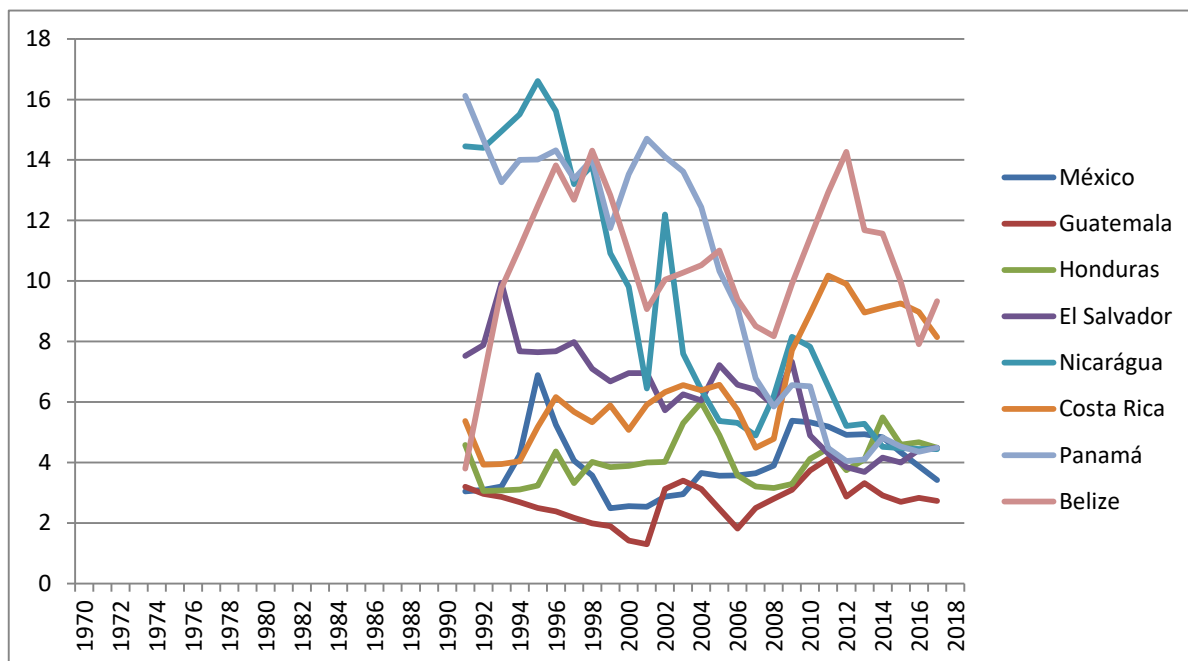


Oeste da África

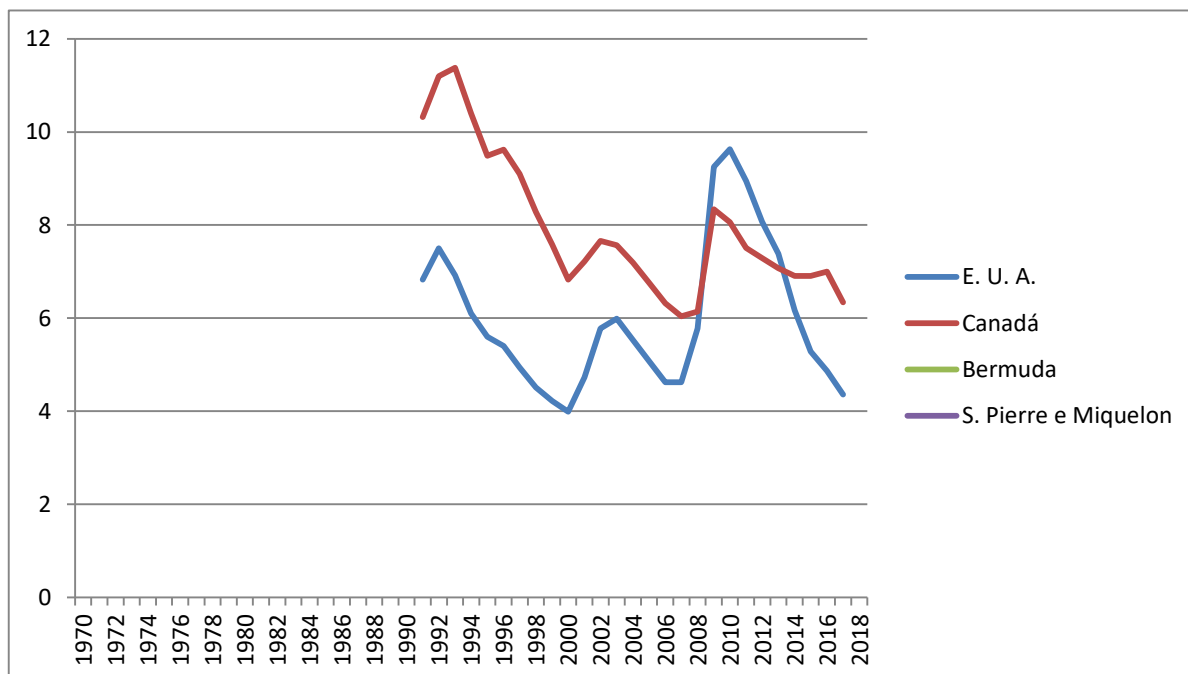


Américas

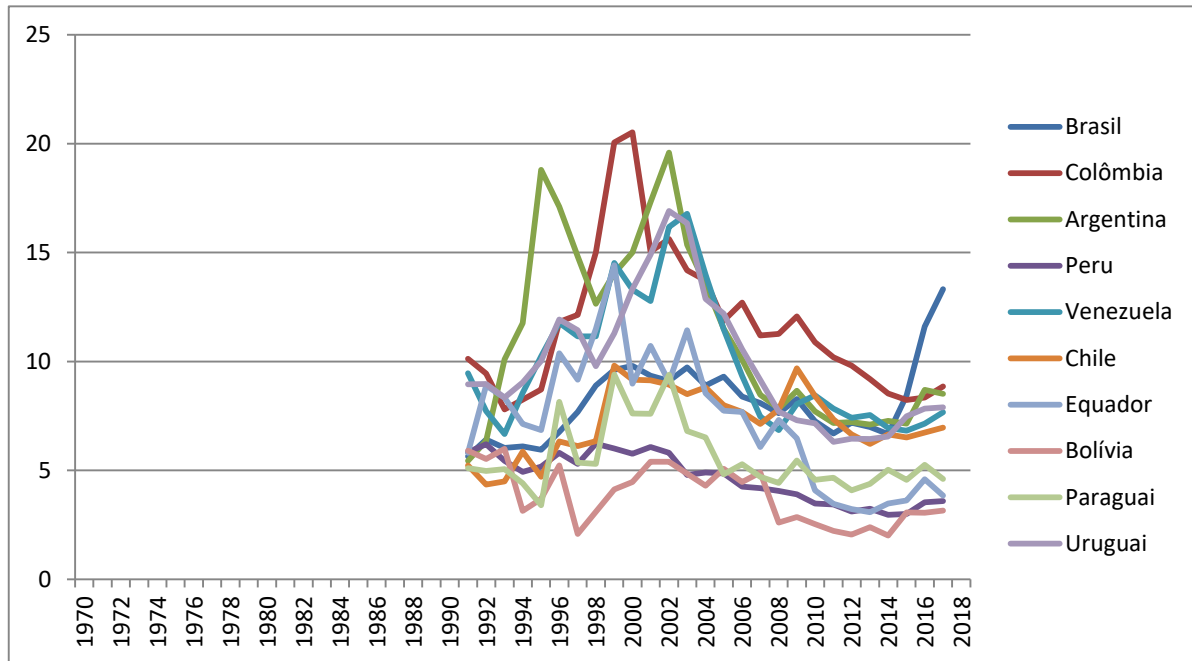
América Central



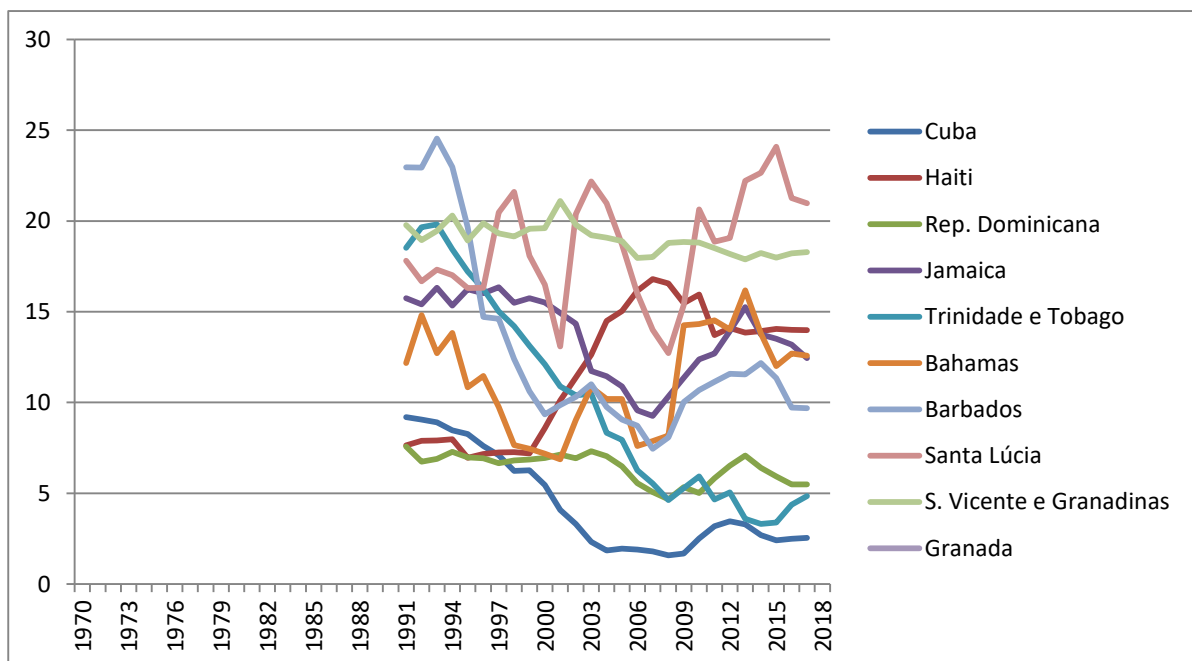
América do Norte



América do Sul

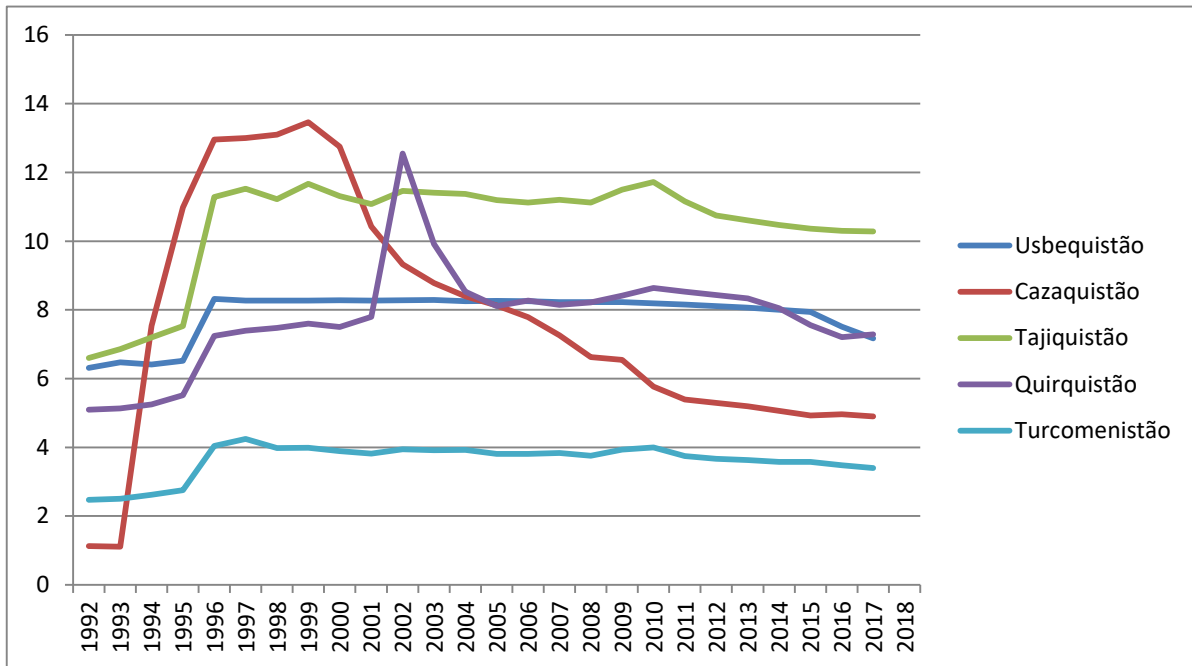


Caribe

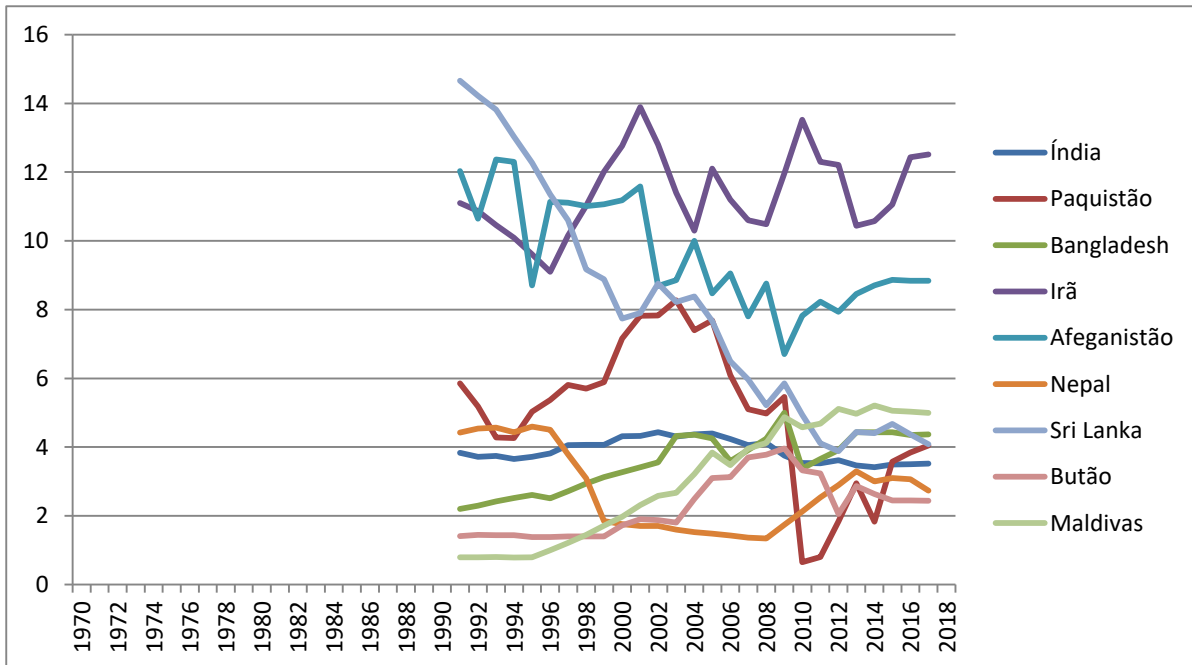


Ásia

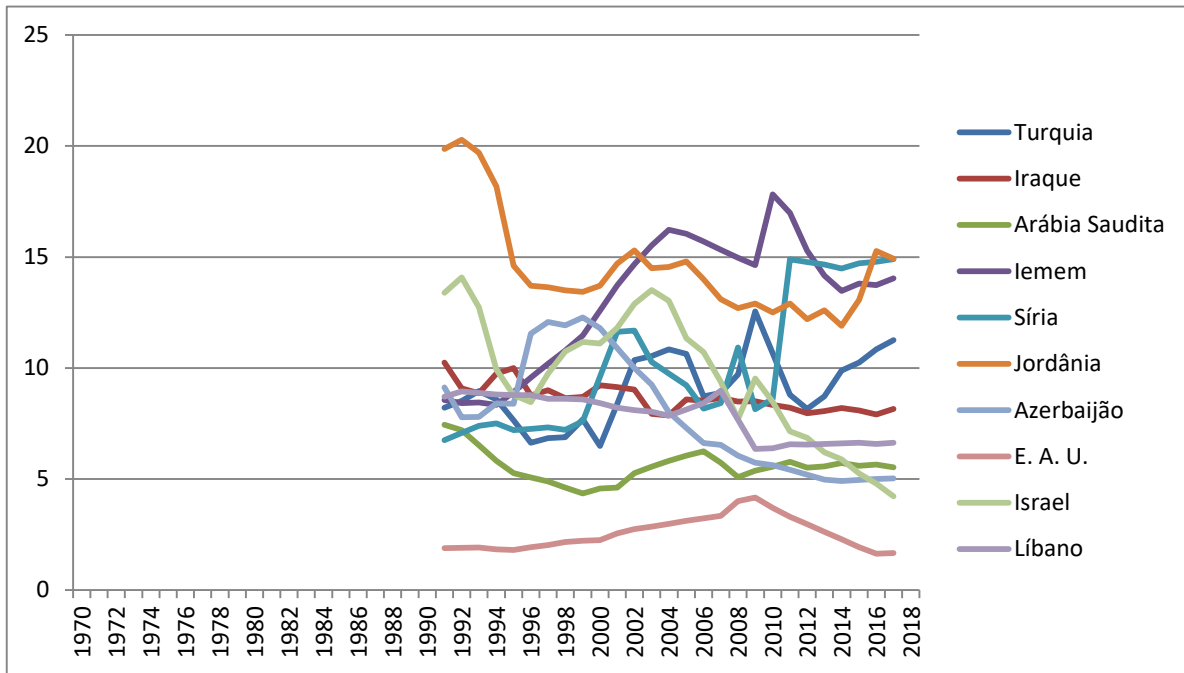
Ásia Central



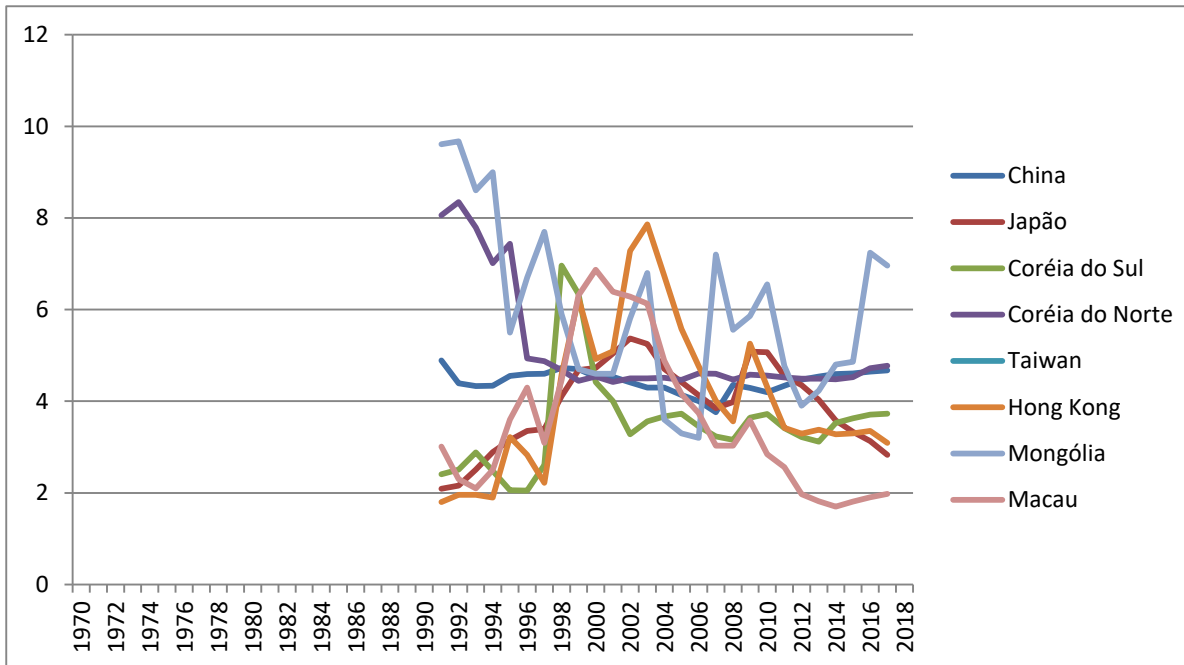
Ásia Meridional



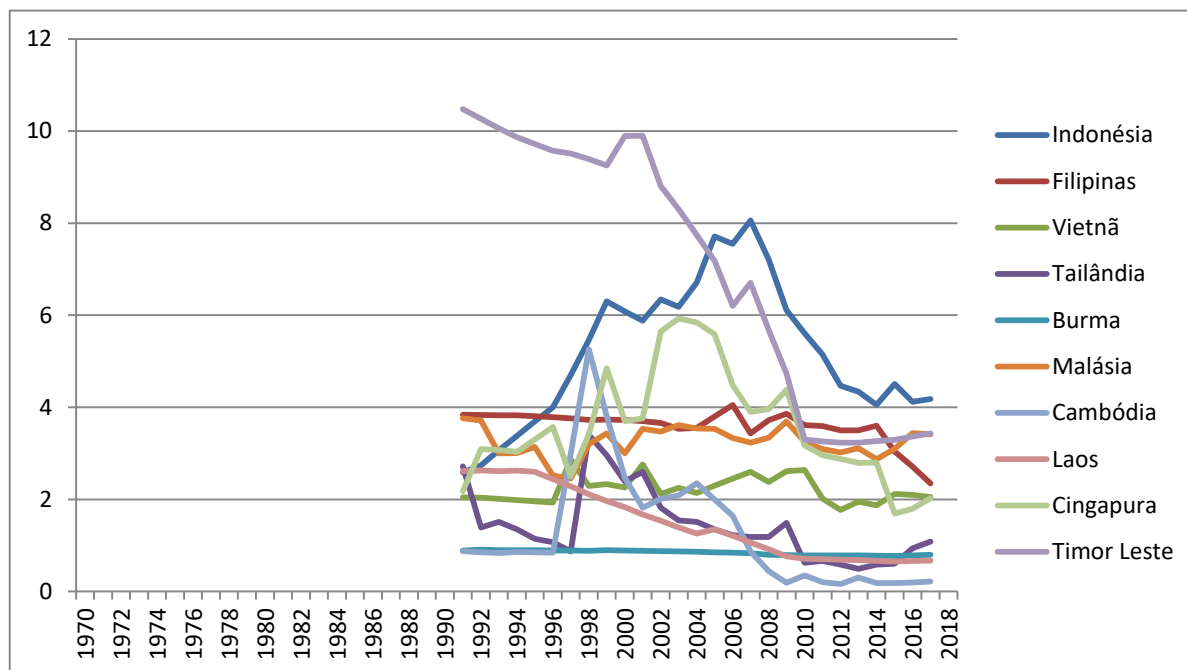
Oriente Médio



Ásia Oriental

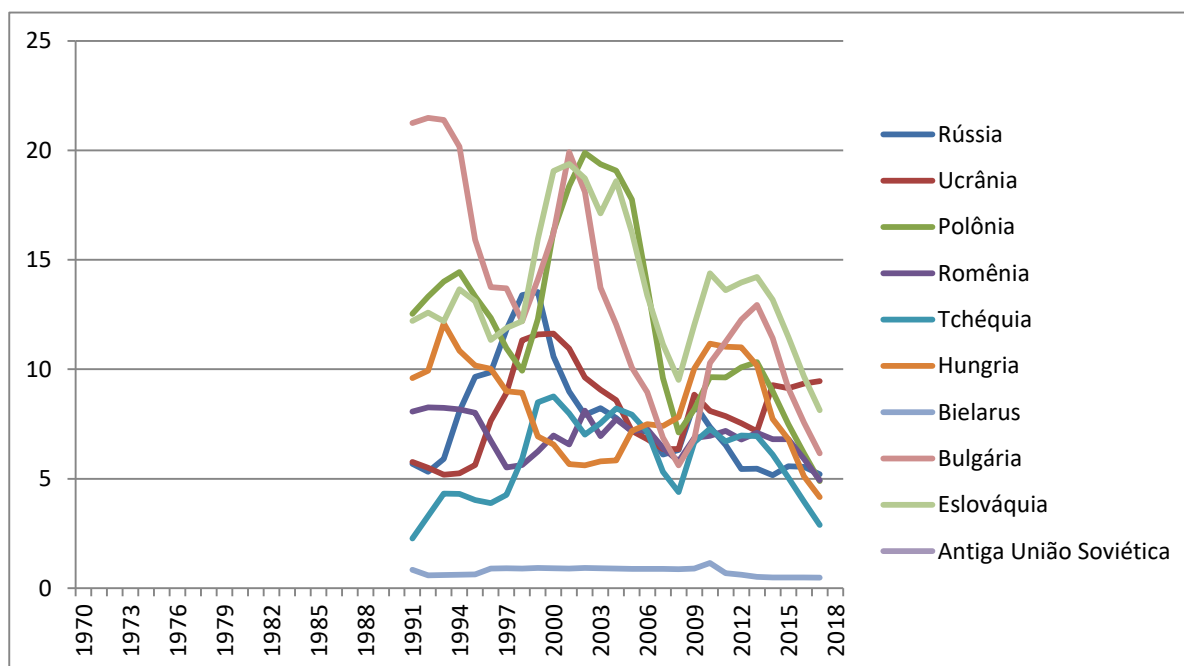


Sudeste Asiático

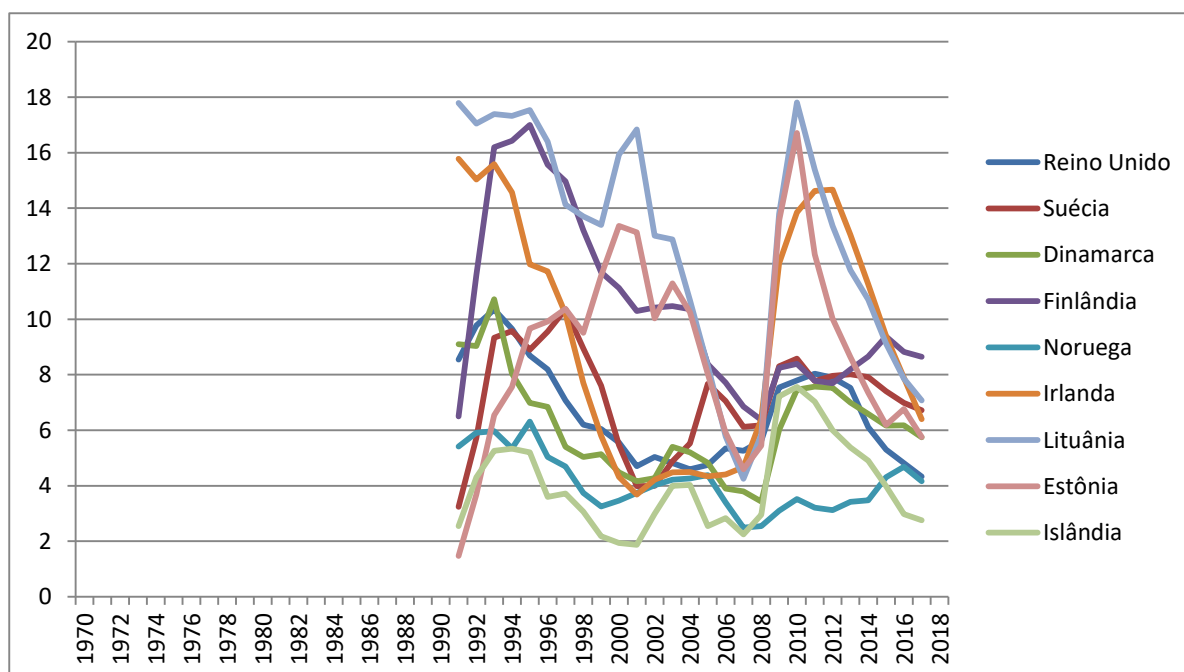


Europa

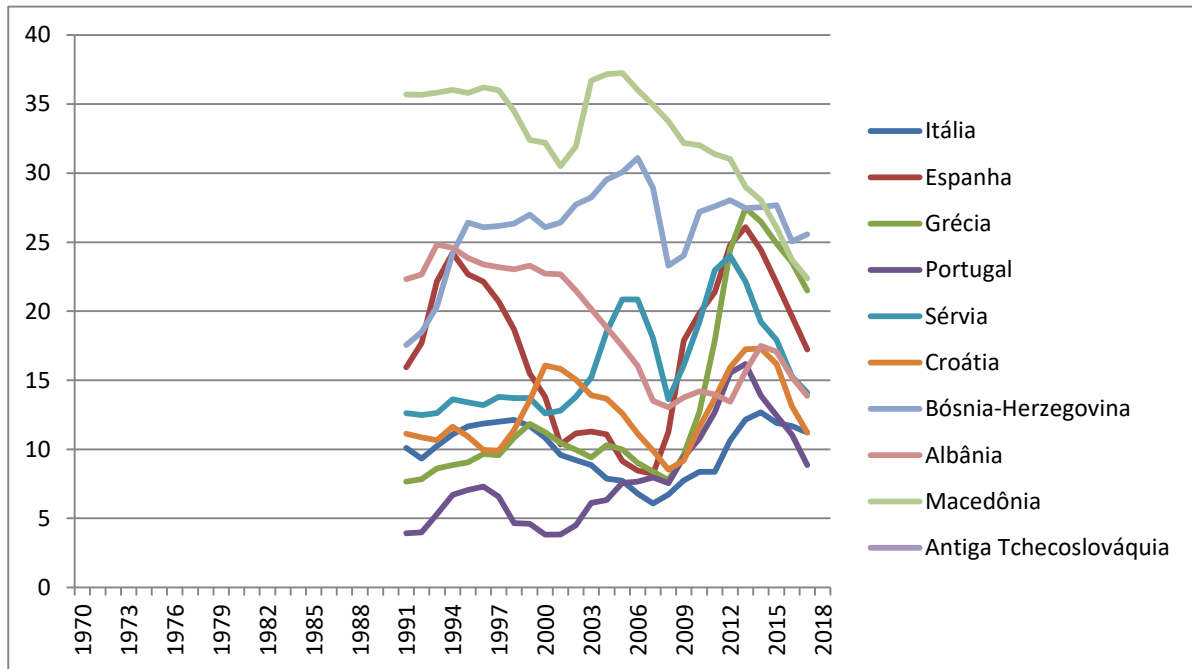
Leste Europeu



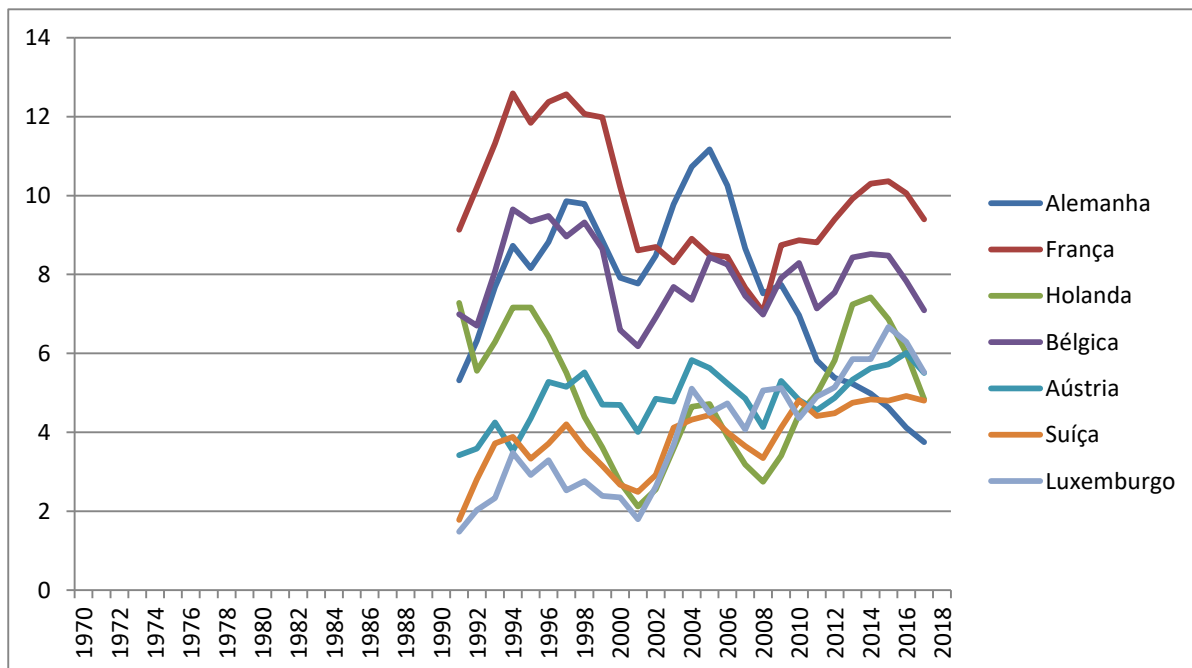
Europa Setentrional



Europa Meridional

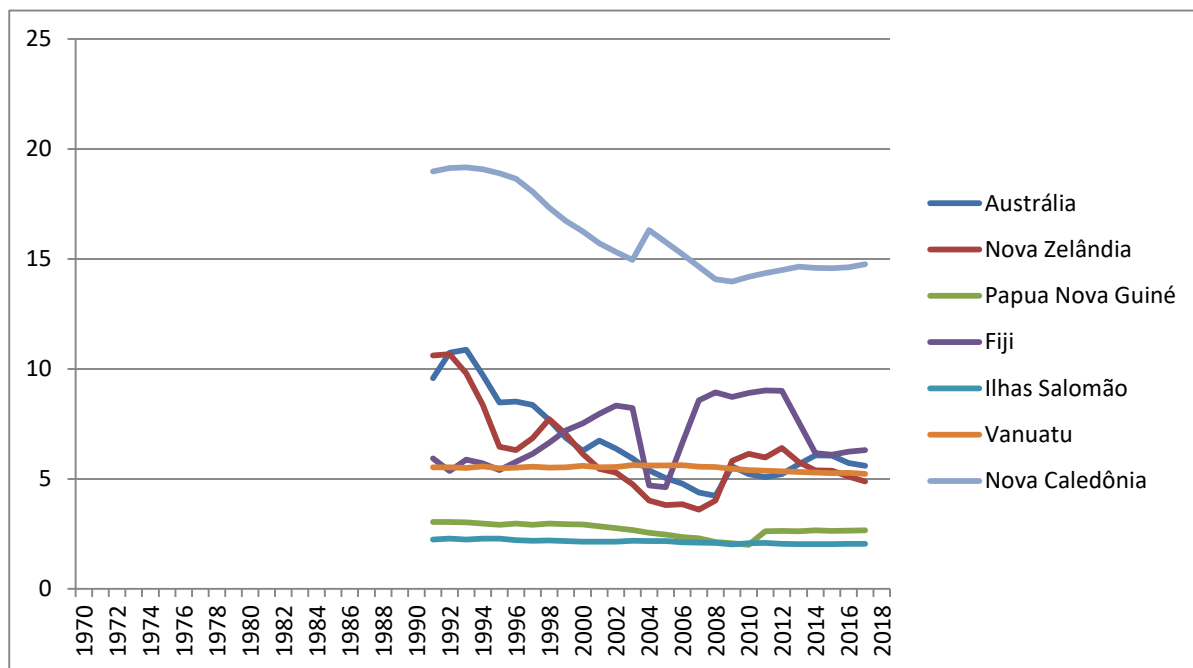


Europa Ocidental

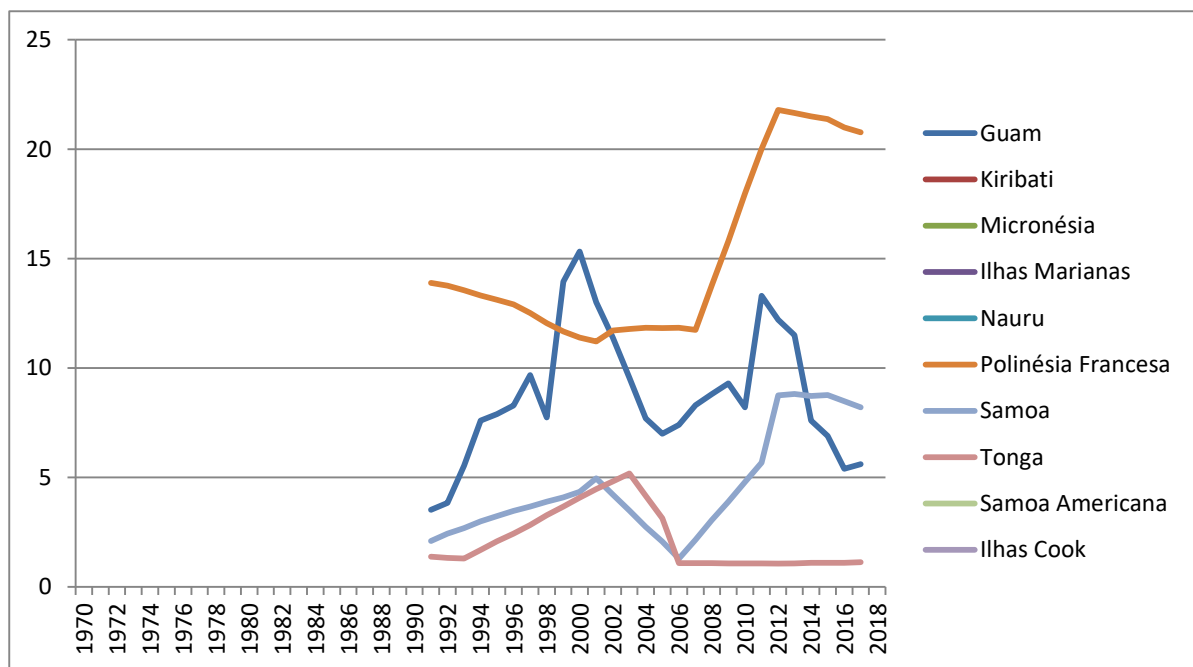


Oceania

Austrália e Melanésia



Micronésia e Polinésia



Referências

BP Global (BP). BP Statistical Review of World Energy. Disponível online em:
<https://www.bp.com/en/global/corporate/energy-economics/statistical-review-of-world-energy/downloads.html>

Energy Information Administration (EIA). International Energy Statistics. Disponível online em:
<https://www.eia.gov/beta/international/data/browser/#/?c=4100000020000600000000000000g000200000000000001&vs=INTL.44-1-AFRC-QBTU.A&vo=0&v=H&end=2015>

International Monetary Fund (IMF). World Economic Outlook – Database. October 2018 Disponível online em: <https://www.imf.org/external/pubs/ft/weo/2018/02/weodata/weoselgr.aspx>

Stockholm International Peace Research Institute (SIPRI). SIPRI Military Expenditure Database. Disponível online em: <https://www.sipri.org/databases/milex>

United Nations Conference on Trade and Development (UNCTAD). UNCTADSTAT. Disponível online em: http://unctadstat.unctad.org/wds/ReportFolders/reportFolders.aspx?sCS_ChosenLang=en

World Development Indicators (WDI). The World Bank Databank. Disponível online em: <http://databank.worldbank.org/data/reports.aspx?source=World-Development-Indicators>