



Observatório de dados internacionais

Comparação entre países

**Produto Interno Bruto
em dólares constantes de 2010
(em milhões de dólares)**

Coordenação: Prof. Thiago Periard

Departamento de Ciências Econômicas



**Universidade Federal
de São João del-Rei**

Sobre o DataObs

O Observatório de dados internacionais – DataObs - é um projeto de pesquisa destinado a levantar, organizar e disponibilizar a mais ampla gama possível de dados internacionais disponíveis nos principais organismos internacionais. Com isto o projeto espera contribuir para uma melhor compreensão da realidade socioeconômica mundial, sendo uma ferramenta útil para uma discussão baseada em fatos.

Sobre este relatório

Este relatório apresenta a evolução histórica de uma variável nos 170 países de maior população do mundo. Com isto espera-se disponibilizar uma ferramenta de fácil acesso para comparações entre países.

Equipe do Projeto

Coordenação: Prof. Thiago Periard do Amaral

Colaboração : Prof. Norberto Martins Vieira

Marcos Vinicius Barbosa – Estudante de Ciências Econômicas da UFSJ

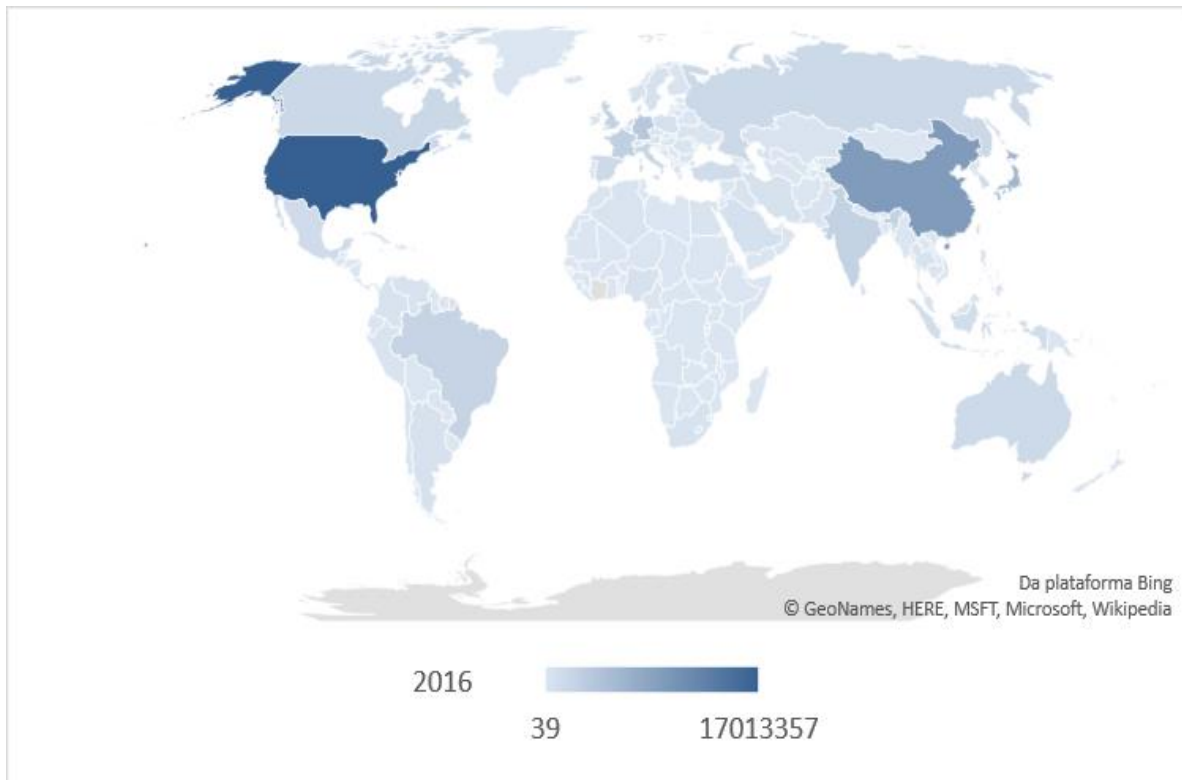
Contato

www.dataobs.com.br
contato@dataobs.com.br

Índice

1 - Visão geral da amostra	pág. 4
2 - África	pág. 6
3 - Américas	pág. 10
4 - Ásia	pág. 13
5 - Europa	pág. 17
6 - Oceania	pág. 20
7 - Referências	pág. 22

Mapa

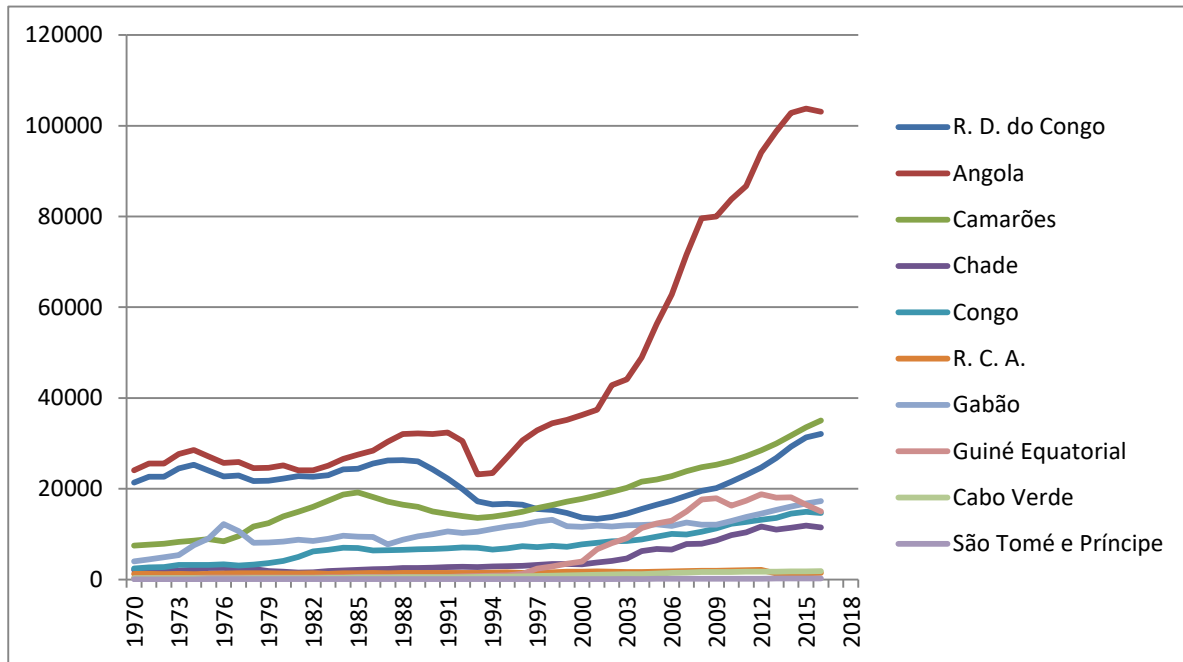


Ranking

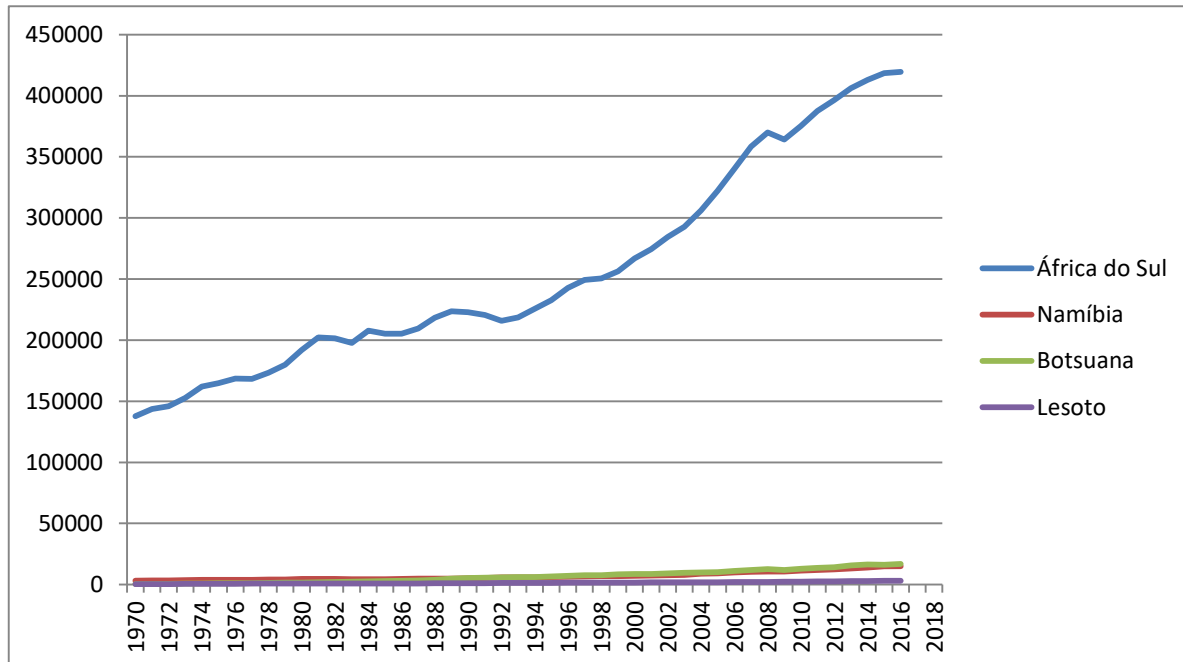
Rank	Country	Value	Rank	Country	Value	Rank	Country	Value	Rank	Country	Value
1	United States	17013356,61	51	Algeria	196060,53	101	Paraguay	26405,45	151	Moldova	7334,62
2	China	9505298,32	52	Peru	193482,01	102	Uganda	25622,72	152	Kyrgyzstan	6294,01
3	Japan	6040651,06	53	Kazakhstan	190469,42	103	Libya	24533,86	153	French Polynesia	6140,24
4	Germany	3781698,55	54	New Zealand	172780,63	104	Cyprus	24224,52	154	Mauritania	5643,30
5	France	2817900,83	55	Qatar	168096,92	105	El Salvador	24128,07	155	Swaziland	5469,30
6	United Kingdom	2753793,13	56	Bangladesh	166648,92	106	Estonia	23822,84	156	Bermuda	5274,85
7	India	2456031,48	57	Vietnam	164104,87	107	Trinidad and Tobago	22142,65	157	Togo	4846,79
8	Brazil	2248071,53	58	Hungary	147182,87	108	Afghanistan	21633,67	158	Montenegro	4661,37
9	Italy	2083322,58	59	Kuwait	143112,95	109	Nepal	20201,77	159	Barbados	4528,38
10	Canada	1822734,44	60	Ukraine	123999,51	110	Honduras	19481,56	160	Suriname	4527,45
11	Russia	1628081,58	61	Morocco	119975,92	111	Bosnia and Herzegovina	18941,25	161	Timor-Leste (East Timor)	3919,61
12	Australia	1514685,37	62	Slovakia	104679,10	112	Papua New Guinea	18588,24	162	Fiji	3770,77
13	Spain	1464508,83	63	Angola	103086,56	113	Gabon	17288,07	163	Cayman Islands	3633,48
14	Korea, South	1304658,68	64	Ecuador	84761,21	114	Mali	17134,56	164	Maldives	3600,40
15	Mexico	1259036,17	65	Sri Lanka	79706,96	115	Cambodia	16998,19	165	Sierra Leone	3356,93
16	Turkey	1122475,33	66	Oman	73886,13	116	Botswana	16839,04	166	Andorra	3298,28
17	Indonesia	1037688,09	67	Cuba	73231,81	117	Senegal	16823,38	167	Lesotho	3068,61
18	Netherlands	890135,88	68	Dominican Republic	72451,77	118	Iceland	16317,63	168	Guyana	2907,89
19	Saudi Arabia	688218,76	69	Luxembourg	63207,26	119	Georgia	15173,75	169	Eritrea	2893,47
20	Switzerland	648075,88	70	Burma (Myanmar)	62181,59	120	Equatorial Guinea	14997,61	170	Curaçao	2888,17
21	Poland	572132,13	71	Uzbekistan	61740,79	121	Namibia	14990,34	171	Aruba	2548,48
22	Sweden	560758,16	72	Sudan	61381,34	122	Korea, North	14933,05	172	Burundi	2447,57
23	Iran	545052,98	73	Croatia	60977,49	123	Mozambique	14858,38	173	Greenland	2329,26
24	Belgium	515557,82	74	Belarus	59108,58	124	Zimbabwe	14671,71	174	Bhutan	2234,75
25	Taiwan	513615,21	75	Bulgaria	56792,75	125	Congo (Brazzaville)	14653,49	175	Liberia	1861,98
26	Norway	472765,91	76	Azerbaijan	56685,47	126	Yemen	14254,08	176	Cape Verde	1860,17
27	Nigeria	456775,33	77	Kenya	55394,76	127	Jamaica	13830,91	177	San Marino	1746,68
28	Argentina	447990,30	78	Guatemala	51408,58	128	Albania	13473,60	178	Belize	1588,19
29	South Africa	419555,67	79	Slovenia	50511,75	129	Brunei	13301,37	179	Central African Republic	1496,23
30	Austria	419080,71	80	Serbia	48404,48	130	South Sudan	12596,04	180	Djibouti	1472,33
31	Thailand	410601,50	81	Uruguay	48250,62	131	Mauritius	12403,45	181	Antigua and Barbuda	1339,10
32	United Arab Emirates	378795,74	82	Ghana	48079,99	132	Burkina Faso	12379,42	182	Comoros	1335,53
33	Colombia	366158,59	83	Tunisia	48020,59	133	Armenia	12259,11	183	Saint Lucia	1271,52
34	Denmark	347519,73	84	Tanzania	47440,68	134	Madagascar	12138,86	184	Seychelles	1250,97
35	Malaysia	344045,36	85	Costa Rica	47184,11	135	Nicaragua	11970,03	185	Somalia	1249,54
36	Ireland	332361,43	86	Ethiopia	46830,55	136	Mongolia	11791,51	186	Gambia, The	1086,91
37	Venezuela	330663,35	87	Lithuania	45747,48	137	Palestinian Territories	11700,60	187	Guinea-Bissau	1030,95
38	Singapore	294944,88	88	Panama	44299,19	138	Malta	11624,87	188	Sint Maarten (Dutch part)	946,55
39	Israel	288988,07	89	Lebanon	42490,69	139	Chad	11489,64	189	Grenada	913,00
40	Philippines	284476,91	90	Turkmenistan	39563,38	140	Laos	11378,06	190	Virgin Islands, British	891,97
41	Hong Kong	269813,13	91	Cote d'Ivoire (Ivory Coast)	37041,41	141	New Caledonia	11157,40	191	Solomon Islands	867,95
42	Chile	268997,95	92	Cameroon	35051,98	142	Macedonia	10924,68	192	Saint Kitts and Nevis	858,60
43	Egypt	258409,08	93	Congo (Kinshasa)	32090,34	143	Bahamas, The	9983,10	193	Burks and Caicos Islands	806,93
44	Finland	251815,47	94	Macau	31920,79	144	Benin	9428,27	194	Vanuatu	795,70
45	Greece	244480,92	95	Bahrain	31779,42	145	Guinea	9204,34	195	Samoa	767,05
46	Portugal	231561,56	96	Jordan	30811,59	146	Rwanda	8805,53	196	Saint Vincent/Grenadines	729,27
47	Czech Republic	231340,46	97	Syria	30365,81	147	Malawi	8694,51	197	Dominica	508,11
48	Pakistan	224558,49	98	Latvia	28863,02	148	Niger	8085,88	198	Tonga	411,01
49	Iraq	211878,49	99	Zambia	26998,54	149	Tajikistan	8068,07	199	Cook Islands	303,90
50	Romania	198648,27	100	Bolivia	26758,54	150	Haiti	8012,43	200	Micronesia	296,28

África

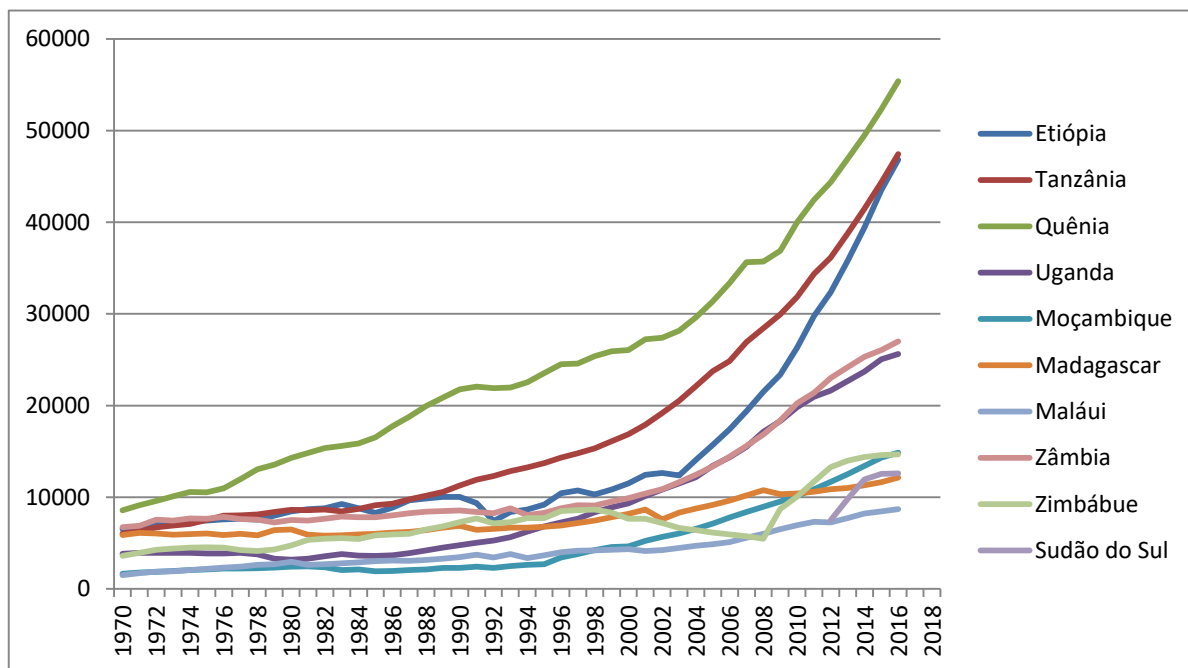
África Central



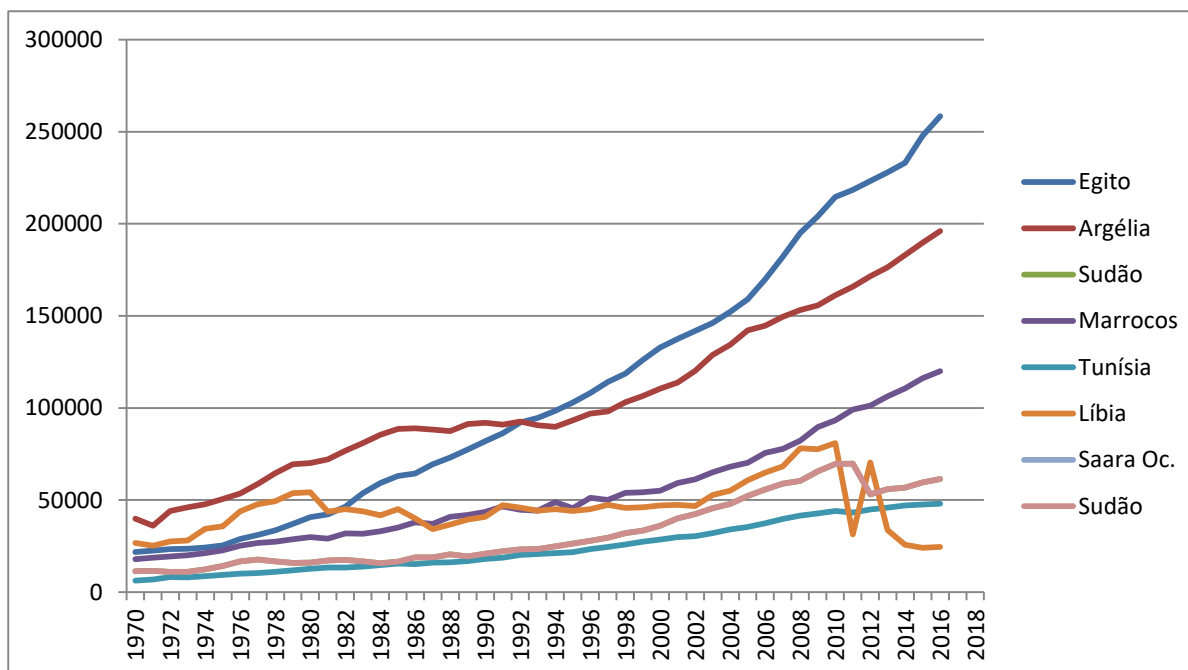
África Meridional



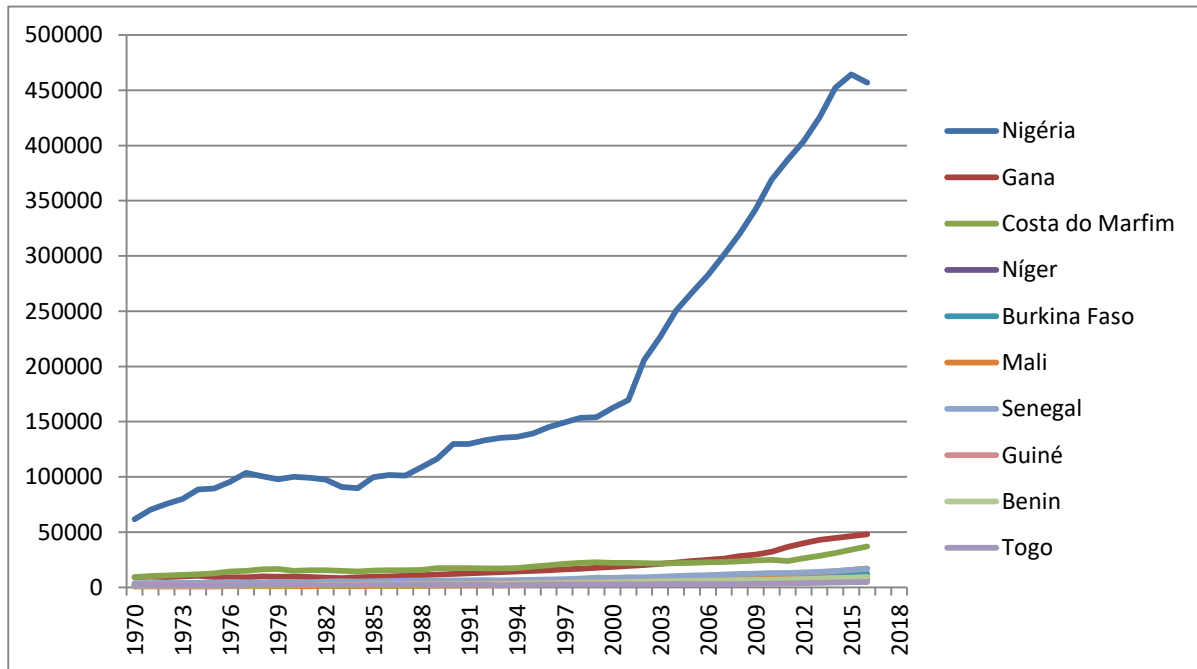
Leste da África



Norte da África

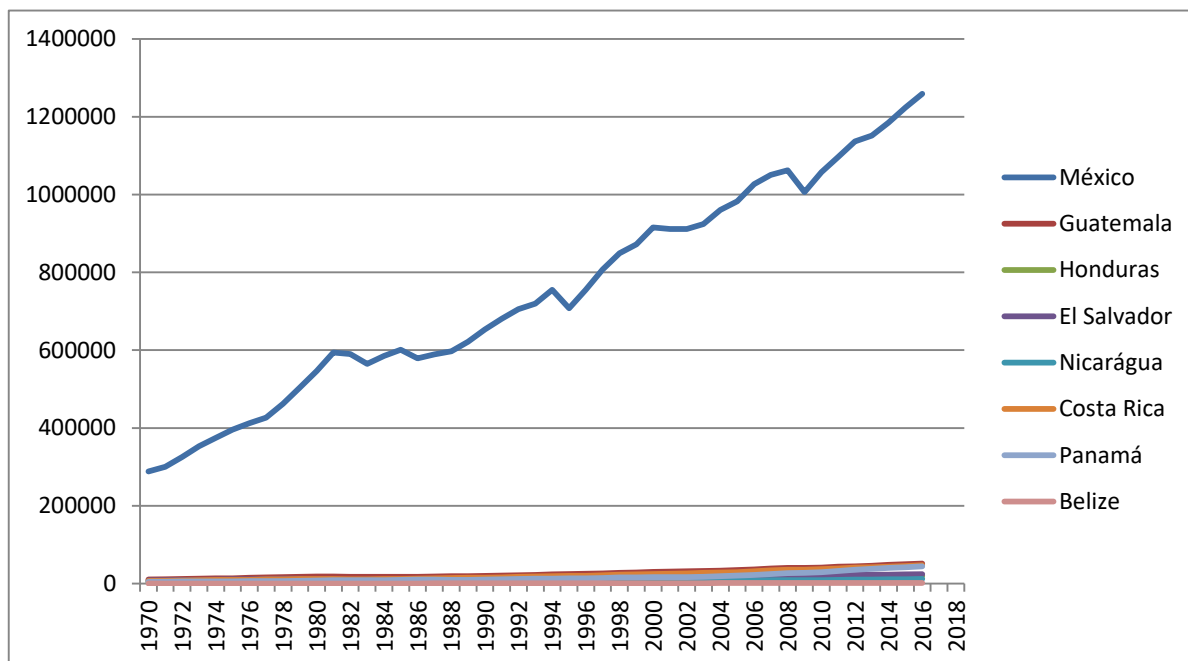


Oeste da África

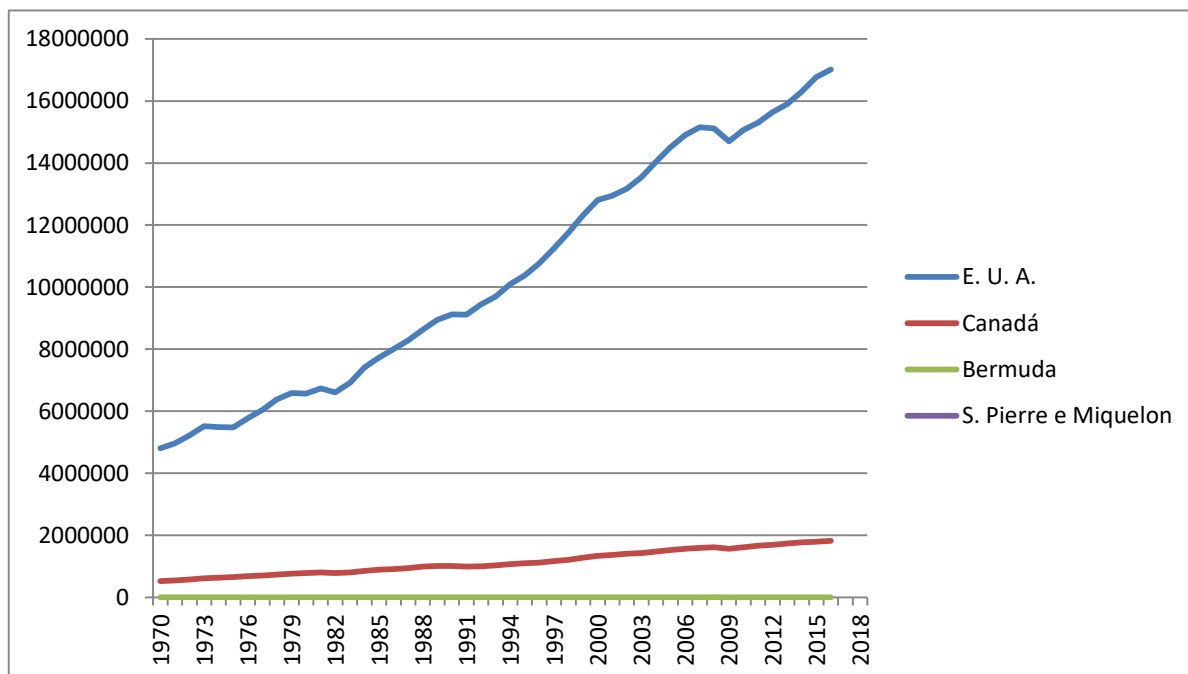


Américas

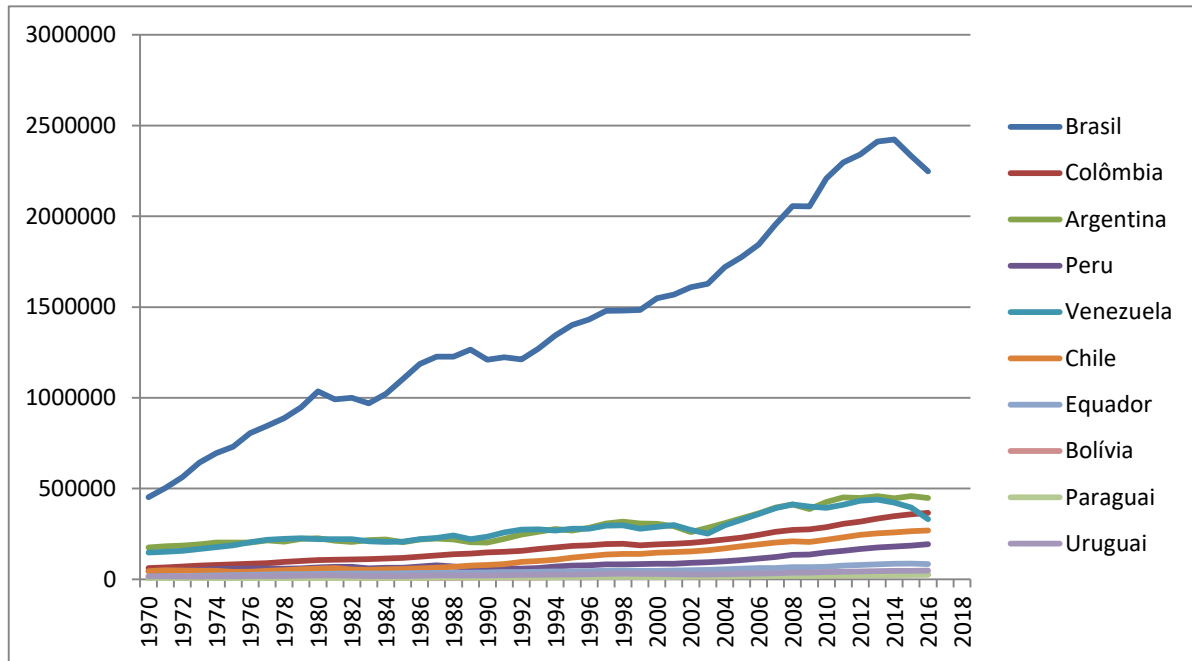
América Central



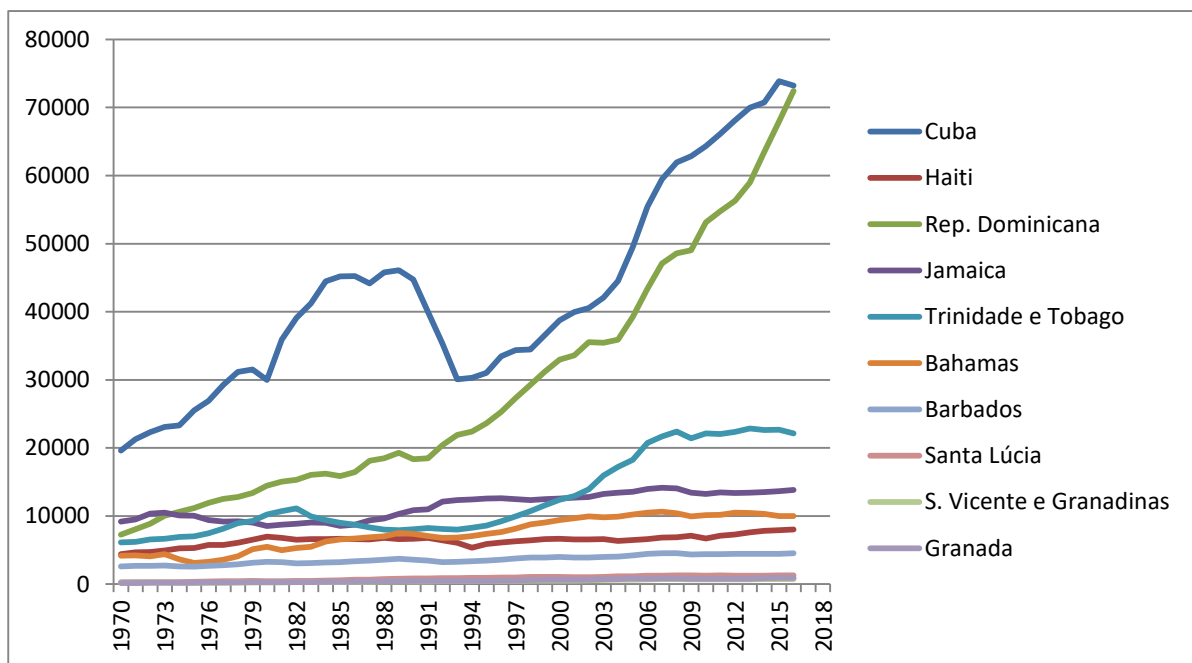
América do Norte



América do Sul

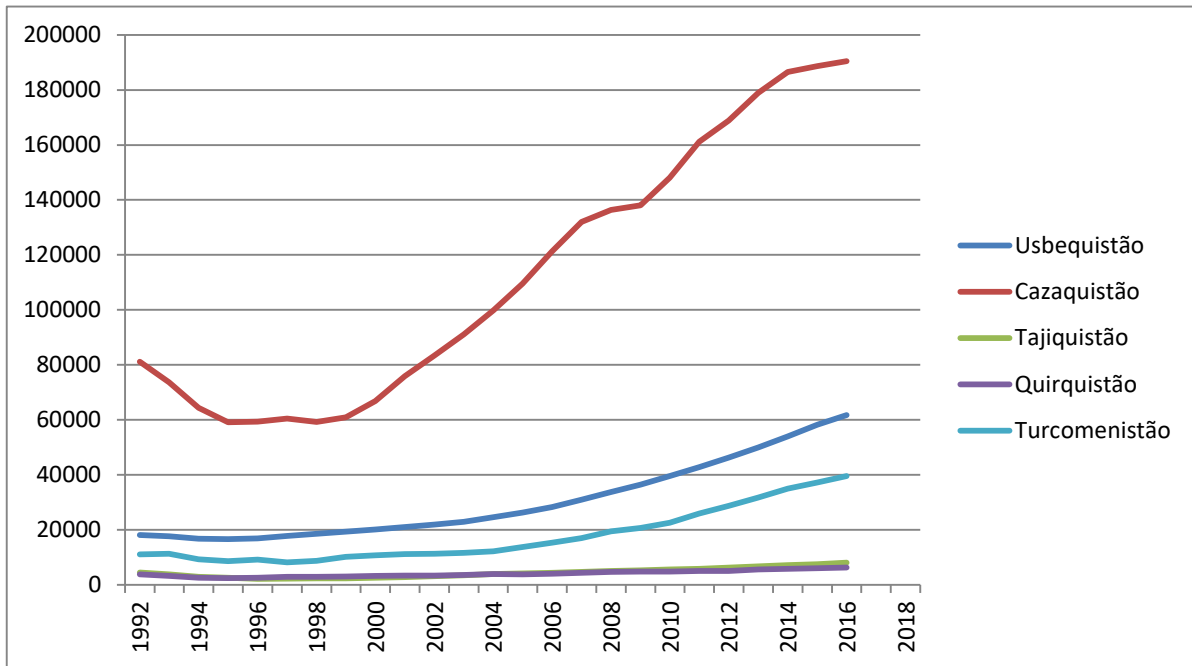


Caribe

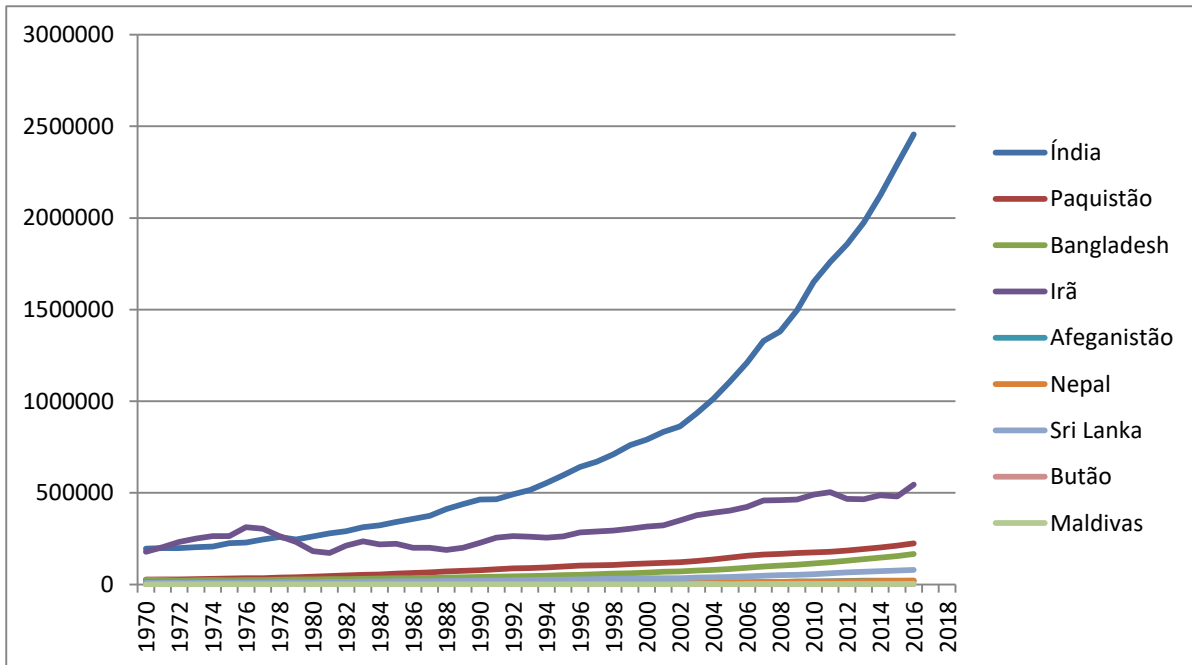


Ásia

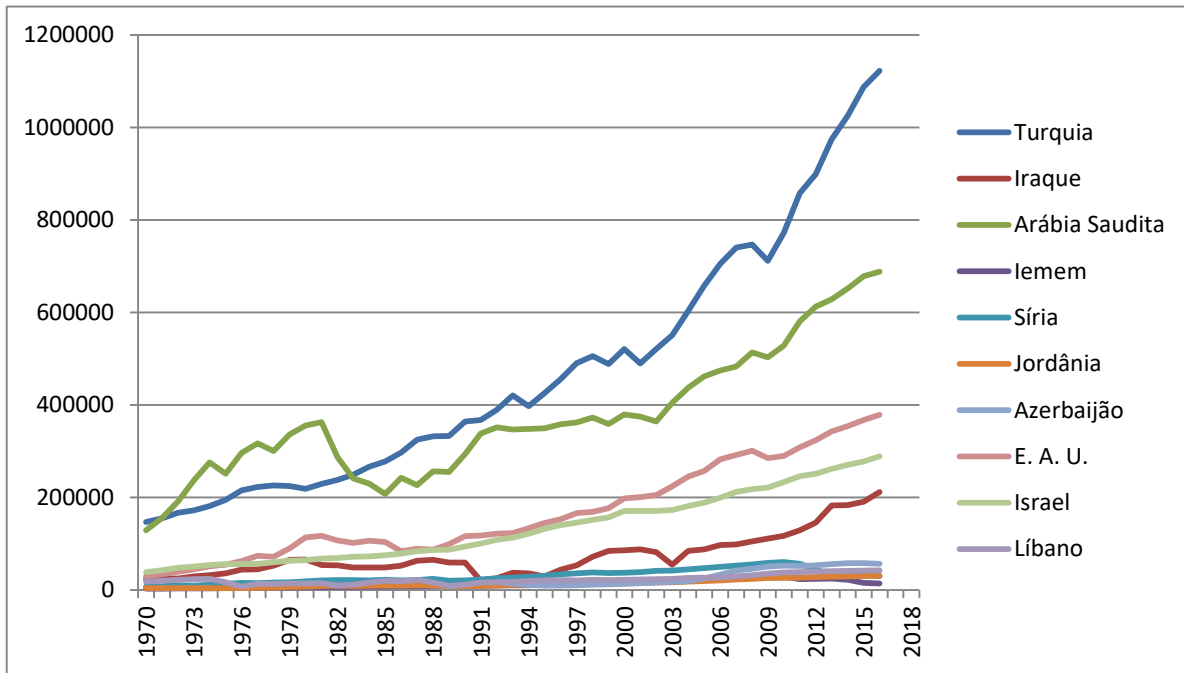
Ásia Central



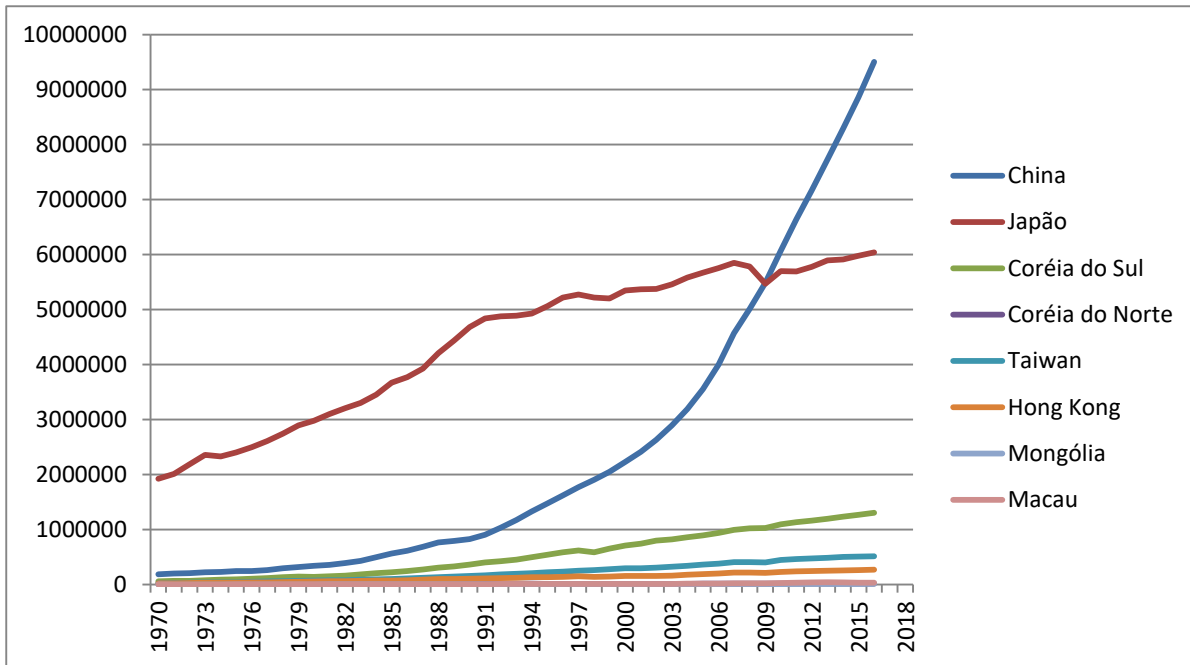
Ásia Meridional



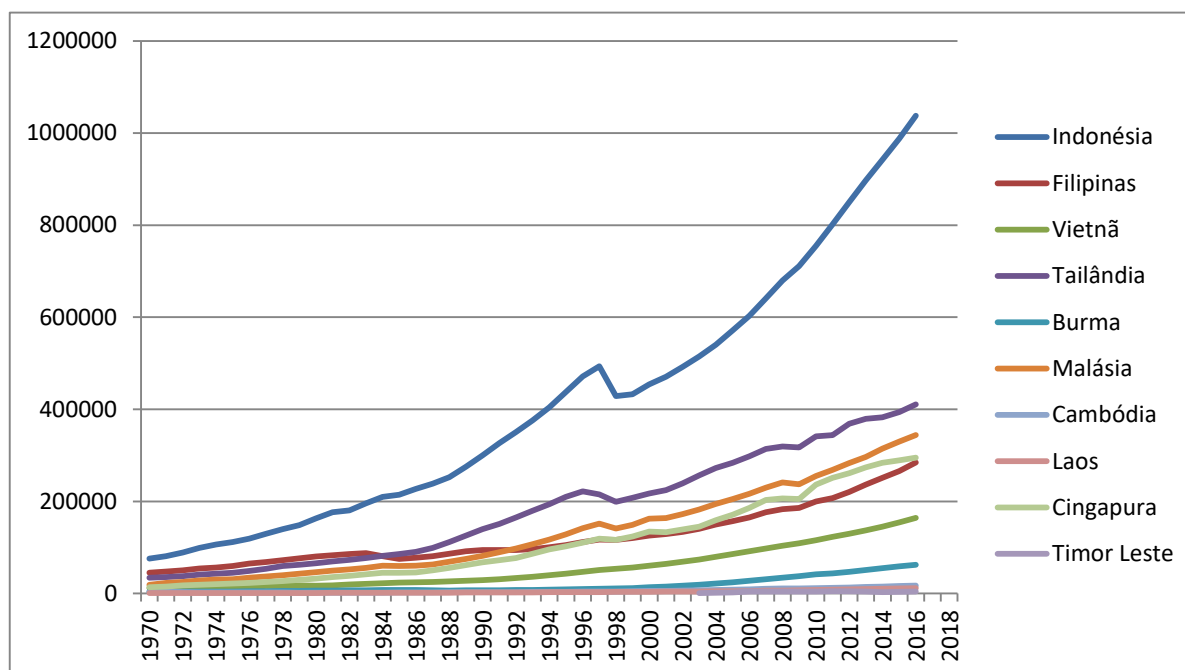
Oriente Médio



Ásia Oriental

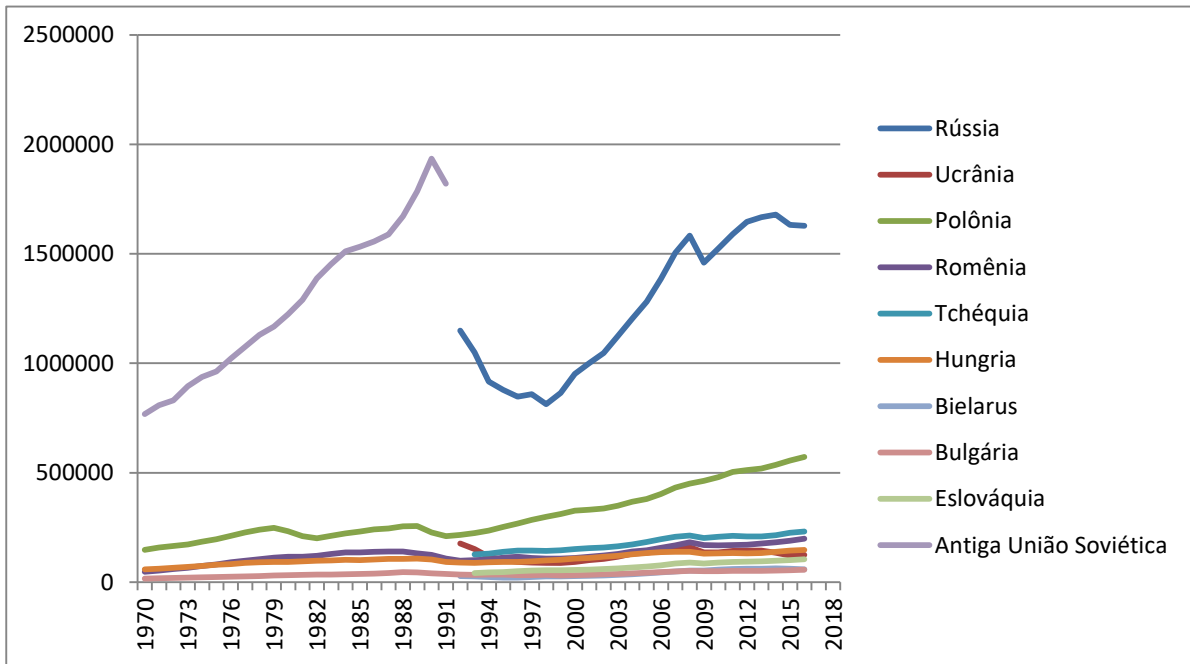


Sudeste Asiático

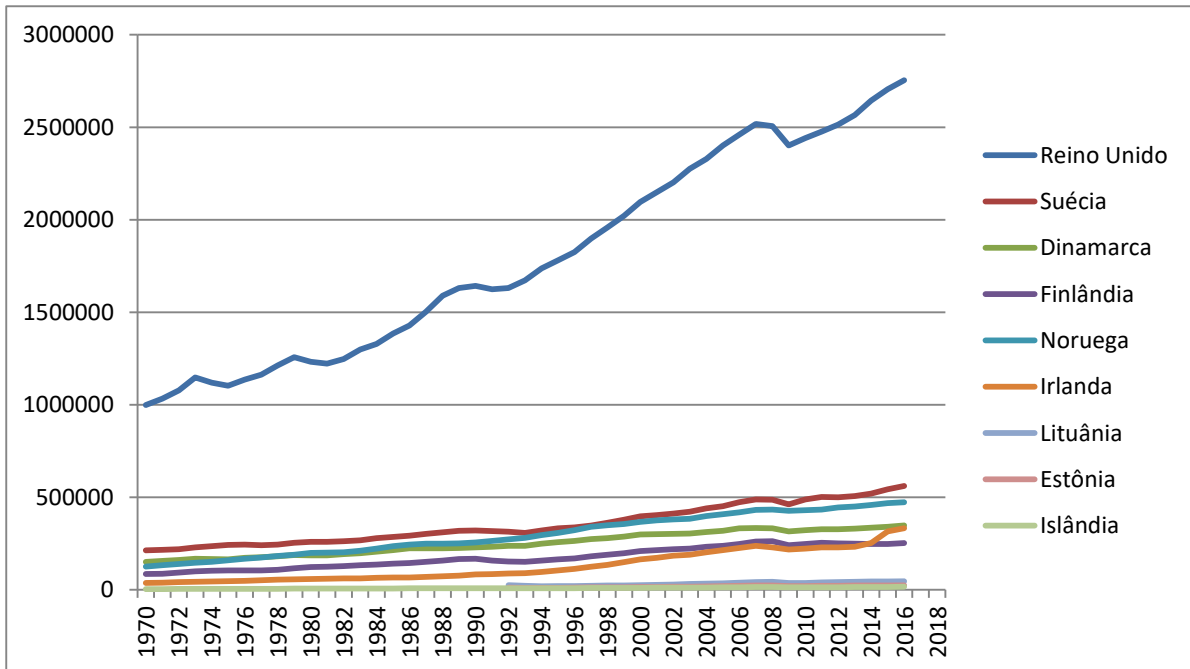


Europa

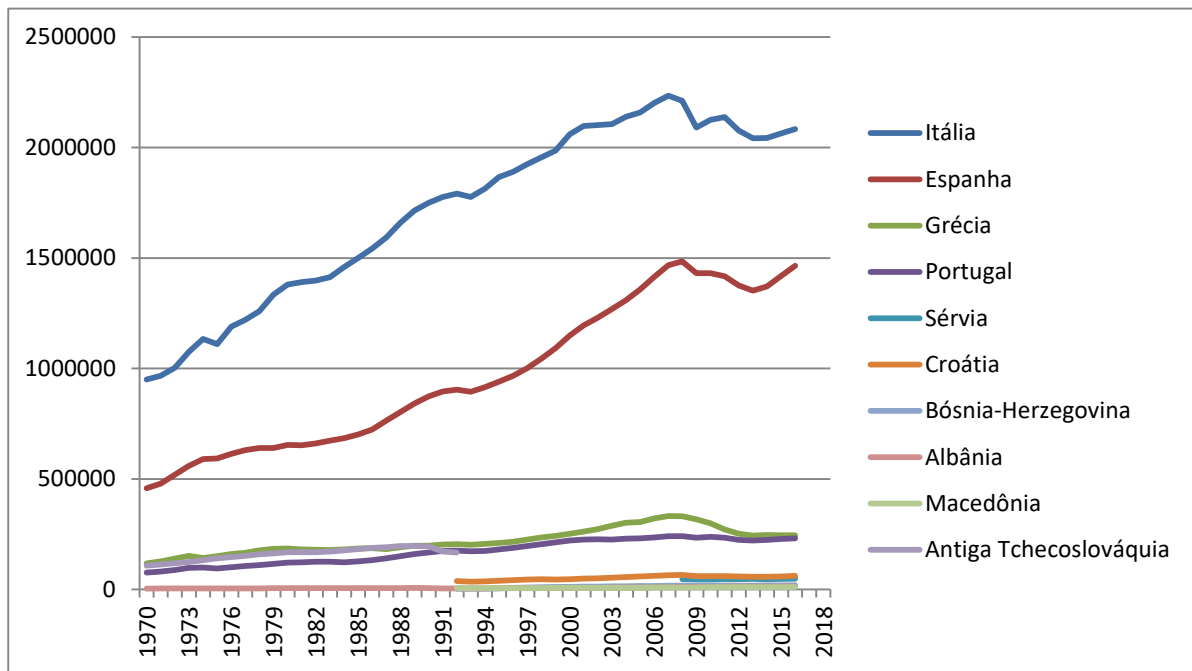
Leste Europeu



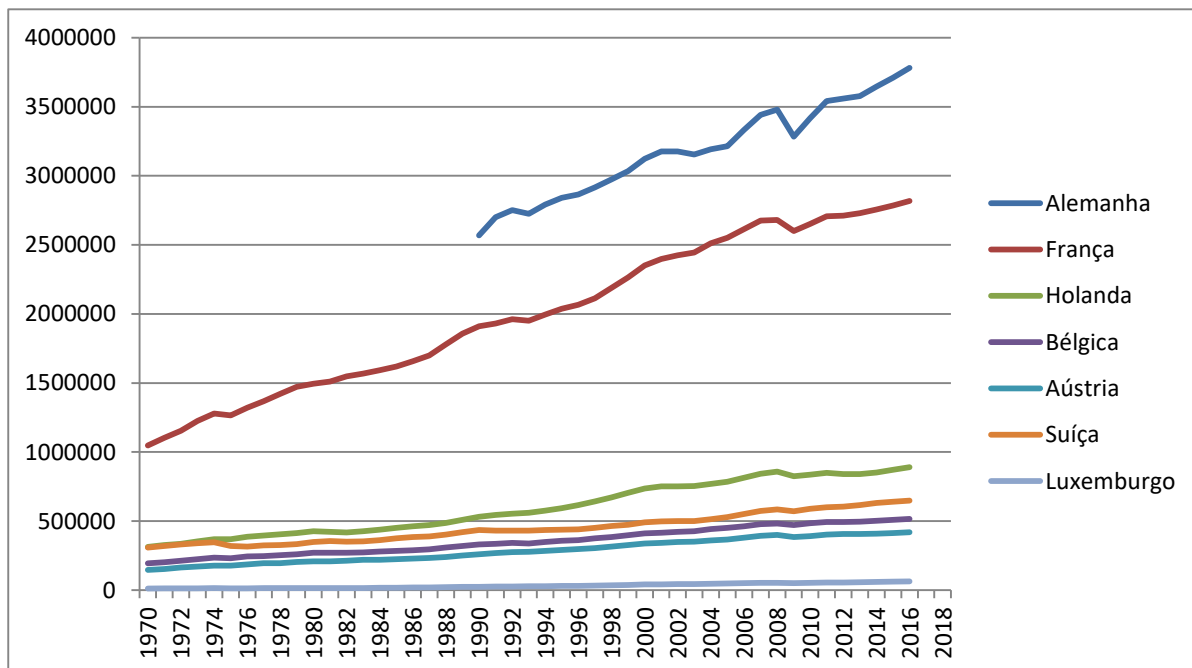
Europa Setentrional



Europa Meridional

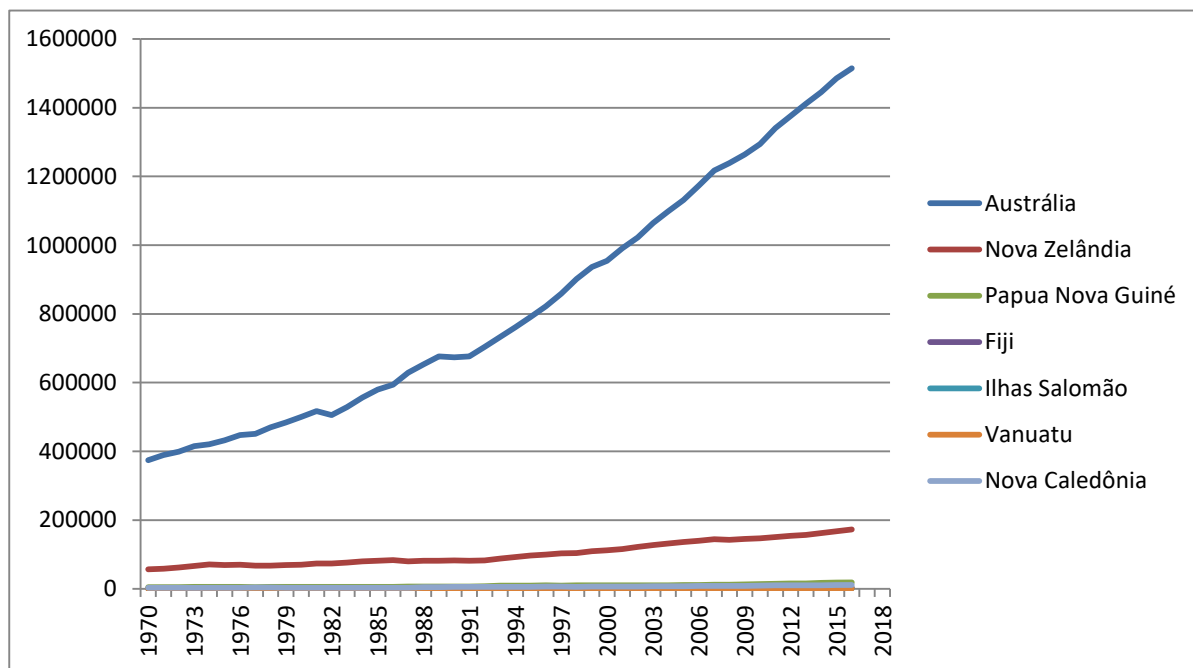


Europa Ocidental

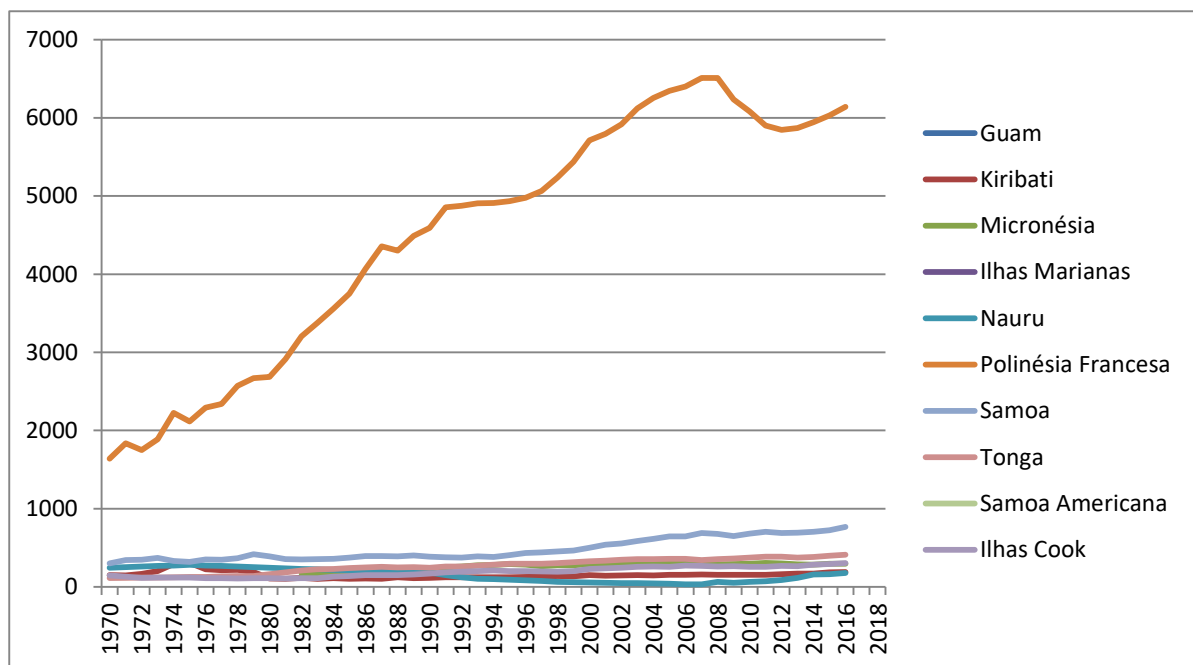


Oceania

Austrália e Melanésia



Micronésia e Polinésia



Referências

BP Global (BP). BP Statistical Review of World Energy. Disponível online em:
<https://www.bp.com/en/global/corporate/energy-economics/statistical-review-of-world-energy/downloads.html>

Energy Information Administration (EIA). International Energy Statistics. Disponível online em:
<https://www.eia.gov/beta/international/data/browser/#/?c=4100000020000600000000000000g000200000000000001&vs=INTL.44-1-AFRC-QBTU.A&vo=0&v=H&end=2015>

International Monetary Fund (IMF). World Economic Outlook – Database. October 2018 Disponível online em: <https://www.imf.org/external/pubs/ft/weo/2018/02/weodata/weoselgr.aspx>

Stockholm International Peace Research Institute (SIPRI). SIPRI Military Expenditure Database. Disponível online em: <https://www.sipri.org/databases/milex>

United Nations Conference on Trade and Development (UNCTAD). UNCTADSTAT. Disponível online em: http://unctadstat.unctad.org/wds/ReportFolders/reportFolders.aspx?sCS_ChosenLang=en

World Development Indicators (WDI). The World Bank Databank. Disponível online em: <http://databank.worldbank.org/data/reports.aspx?source=World-Development-Indicators>