



Observatório de dados internacionais

Comparação entre países

**Percentual do consumo das famílias em relação ao
PIB
(em % do PIB)**

Coordenação: Prof. Thiago Periard

Departamento de Ciências Econômicas



**Universidade Federal
de São João del-Rei**

Sobre o DataObs

O Observatório de dados internacionais – DataObs - é um projeto de pesquisa destinado a levantar, organizar e disponibilizar a mais ampla gama possível de dados internacionais disponíveis nos principais organismos internacionais. Com isto o projeto espera contribuir para uma melhor compreensão da realidade socioeconômica mundial, sendo uma ferramenta útil para uma discussão baseada em fatos.

Sobre este relatório

Este relatório apresenta a evolução histórica de uma variável nos 170 países de maior população do mundo. Com isto espera-se disponibilizar uma ferramenta de fácil acesso para comparações entre países.

Equipe do Projeto

Coordenação: Prof. Thiago Periard do Amaral

Colaboração : Prof. Norberto Martins Vieira

Marcos Vinicius Barbosa – Estudante de Ciências Econômicas da UFSJ

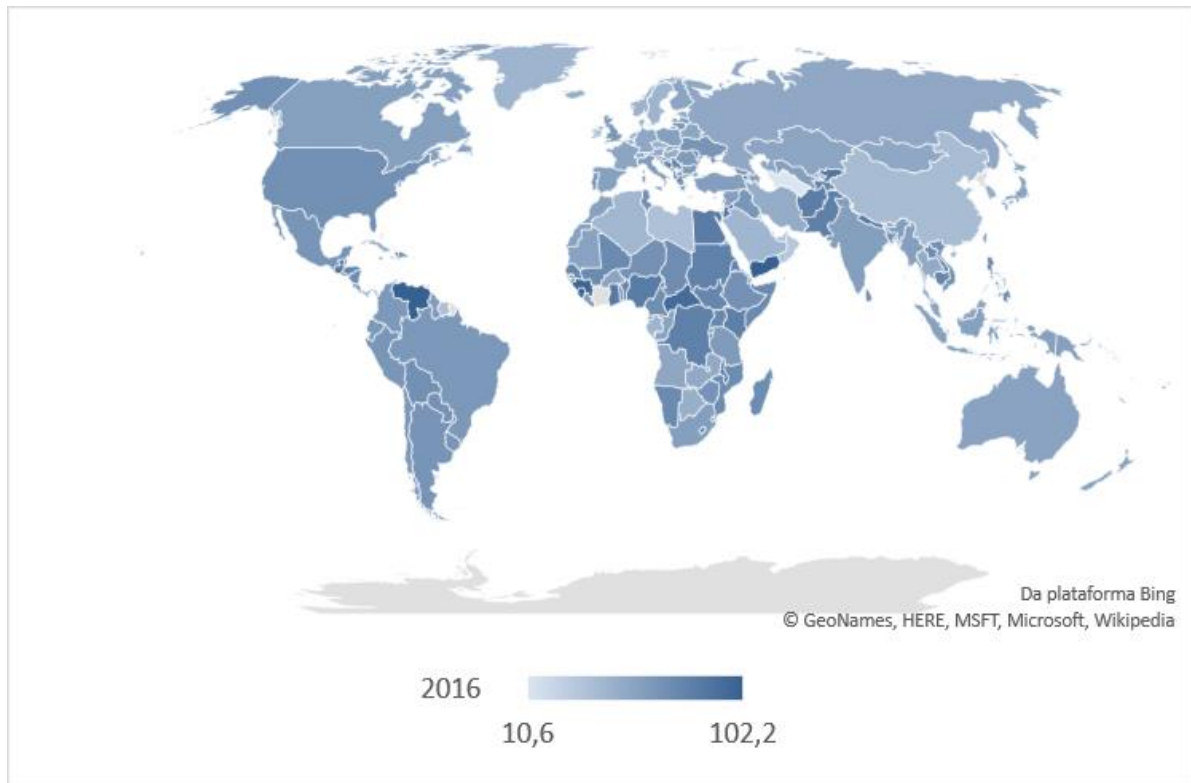
Contato

www.dataobs.com.br
contato@dataobs.com.br

Índice

1 - Visão geral da amostra	pág. 4
2 - África	pág. 6
3 - Américas	pág. 10
4 - Ásia	pág. 13
5 - Europa	pág. 17
6 - Oceania	pág. 20
7 - Referências	pág. 22

Mapa

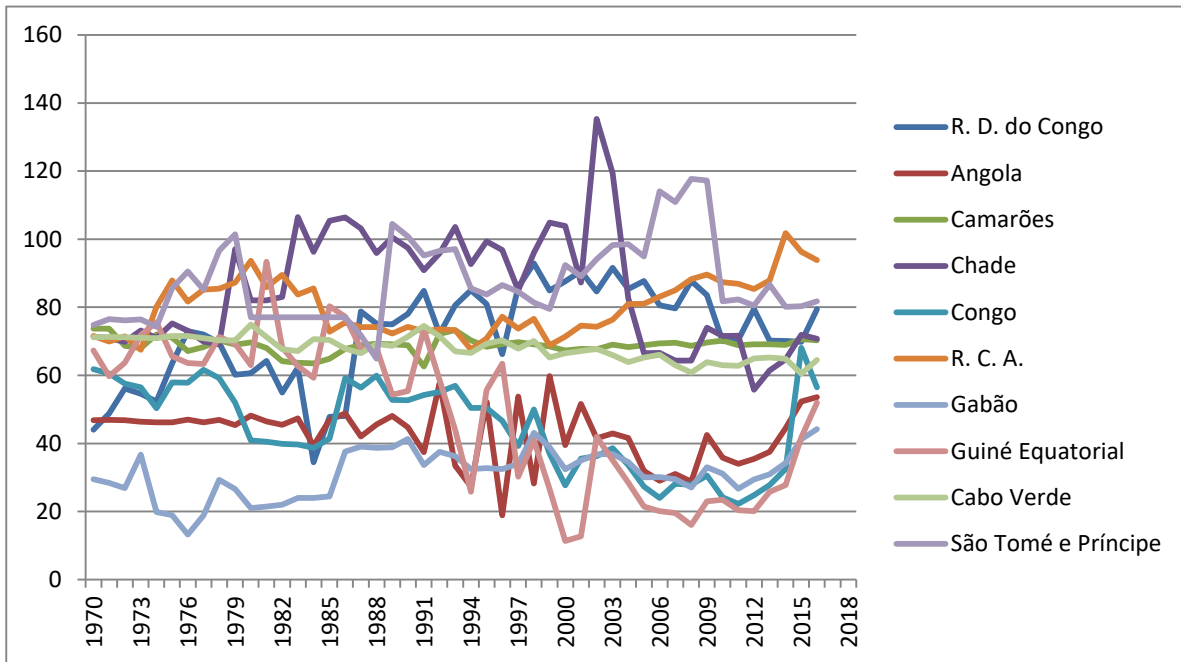


Ranking

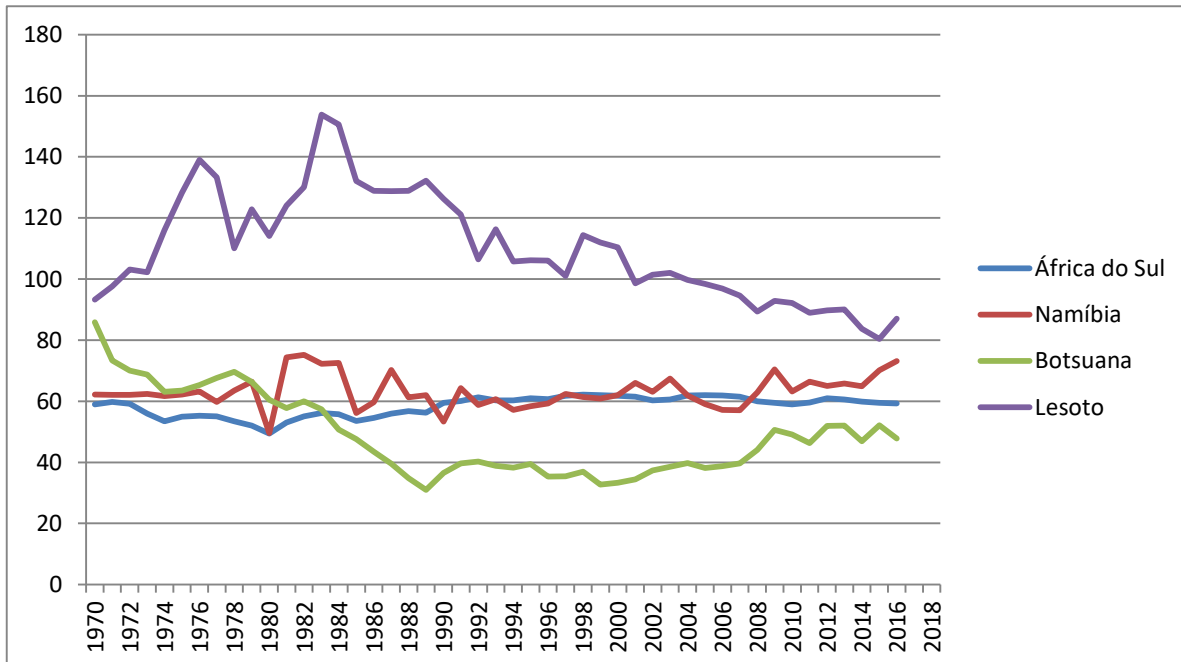
Rank	Country	Value	Rank	Country	Value	Rank	Country	Value	Rank	Country	Value
1	Sierra Leone	102,22	51	Benin	76,41	101	Cape Verde	64,55	151	Belarus	54,62
2	Yemen	101,55	52	Senegal	76,23	102	Lithuania	64,30	152	Slovakia	54,54
3	Venezuela	101,45	53	Cambodia	76,12	103	Chile	64,03	153	Cuba	54,46
4	Tonga	101,21	54	South Sudan	75,51	104	Brazil	64,01	154	Kazakhstan	54,30
5	Guinea	98,59	55	Serbia	74,59	105	Fiji	63,86	155	Switzerland	53,69
6	Kiribati	97,80	56	Uganda	73,91	106	Ecuador	63,80	156	Angola	53,62
7	Nauru	97,80	57	Mauritius	73,65	107	Curaçao	63,73	157	Slovenia	53,39
8	Central African Republic	93,85	58	Philippines	73,56	108	Vanuatu	63,47	158	Mongolia	53,27
9	Samoa	93,59	59	Belize	73,20	109	Cayman Islands	63,37	159	Germany	53,26
10	Palestinian Territories	92,21	60	Namibia	73,13	110	Costa Rica	63,25	160	Russia	52,99
11	Comoros	91,88	61	Mali	72,82	111	Colombia	63,01	161	Seychelles	52,87
12	Montserrat	90,99	62	Somalia	72,64	112	Antigua and Barbuda	62,29	162	Estonia	52,77
13	Haiti	90,01	63	Mozambique	71,50	113	Romania	61,83	163	Taiwan	52,74
14	El Salvador	88,77	64	Madagascar	71,49	114	Tanzania	61,75	164	Austria	52,34
15	Gambia, The	88,64	65	Nicaragua	71,44	115	Liberia	61,69	165	Bermuda	52,30
16	Malawi	88,48	66	Laos	71,39	116	Dominica	61,60	166	Equatorial Guinea	52,01
17	Moldova	88,12	67	Chad	70,72	117	Latvia	61,46	167	Zambia	51,67
18	Kyrgyzstan	87,36	68	Cameroon	70,32	118	Guyana	61,37	168	Belgium	51,19
19	Burundi	87,33	69	Tunisia	70,28	119	Saint Lucia	60,99	169	Bhutan	50,90
20	Lesotho	87,08	70	Greece	69,88	120	Bulgaria	60,89	170	Thailand	50,67
21	Jordan	86,87	71	Micronesia	69,73	121	Italy	60,85	171	Hungary	49,89
22	Grenada	86,67	72	Dominican Republic	69,70	122	Palau	60,74	172	Iran	49,39
23	Djibouti	85,31	73	Togo	69,47	123	Cote d'Ivoire (Ivory Coast)	60,55	173	Korea, South	48,76
24	Guatemala	85,10	74	Cyprus	69,38	124	Turkey	59,82	174	Iceland	48,48
25	Trinidad and Tobago	85,08	75	Bolivia	69,13	125	Syria	59,73	175	Malta	48,34
26	Nepal	84,62	76	Bangladesh	69,13	126	South Africa	59,32	176	Botswana	47,80
27	Ghana	83,63	77	Saint Kitts and Nevis	68,89	127	Burma (Myanmar)	59,30	177	Denmark	47,43
28	Egypt	82,77	78	United States	68,78	128	Aruba	59,11	178	Czech Republic	46,96
29	Lebanon	82,76	79	Vietnam	68,54	129	India	58,79	179	Panama	46,44
30	Nigeria	82,58	80	Ethiopia	67,88	130	Papua New Guinea	58,60	180	Maldives	45,97
31	Albania	82,21	81	Niger	67,81	131	Poland	58,50	181	Norway	45,51
32	Sao Tome and Principe	81,78	82	Sri Lanka	67,61	132	Uzbekistan	58,31	182	Bahrain	45,03
33	Afghanistan	81,64	83	Bahamas, The	67,26	133	Canada	58,30	183	Greenland	44,38
34	Barbados	80,75	84	Paraguay	67,11	134	Morocco	57,93	184	Sweden	44,26
35	Pakistan	80,07	85	Zimbabwe	66,41	135	Azerbaijan	57,82	185	Netherlands	44,22
36	Marshall Islands	79,89	86	French Polynesia	66,36	136	Indonesia	57,66	186	Gabon	44,20
37	Kenya	79,82	87	Hong Kong	66,16	137	Spain	57,64	187	Saudi Arabia	43,20
38	Bosnia and Herzegovina	79,81	88	Argentina	66,12	138	Andorra	57,64	188	Kuwait	42,90
39	Rwanda	79,52	89	Macedonia	65,96	139	Solomon Islands	57,60	189	Algeria	42,78
40	Congo (Kinshasa)	79,42	90	United Kingdom	65,80	140	New Zealand	57,54	190	Turks and Caicos Islands	39,58
41	Tajikistan	79,03	91	Uruguay	65,67	141	Croatia	57,33	191	China	39,33
42	Guinea-Bissau	78,84	92	Portugal	65,52	142	Congo (Brazzaville)	56,46	192	Cook Islands	38,16
43	Sudan	78,75	93	Mexico	65,50	143	Australia	56,31	193	Timor-Leste (East Timor)	37,73
44	Jamaica	78,36	94	Ukraine	65,34	144	Mauritania	56,22	194	Suriname	36,88
45	Anguilla	78,15	95	Swaziland	65,12	145	Japan	55,91	195	San Marino	36,81
46	Honduras	77,51	96	Saint-Martin (Dutch part)	64,94	146	France	55,31	196	Singapore	36,52
47	Saint Vincent and the Grenadines	77,44	97	Peru	64,93	147	Finland	55,22	197	Libya	36,05
48	Armenia	77,00	98	Georgia	64,78	148	Burkina Faso	55,19	198	United Arab Emirates	35,26
49	Eritrea	76,86	99	Iraq	64,75	149	Israel	55,09	199	Virgin Islands, British	34,78
50	Montenegro	76,76	100	New Caledonia	64,67	150	Malaysia	54,93	200	Ireland	32,97

África

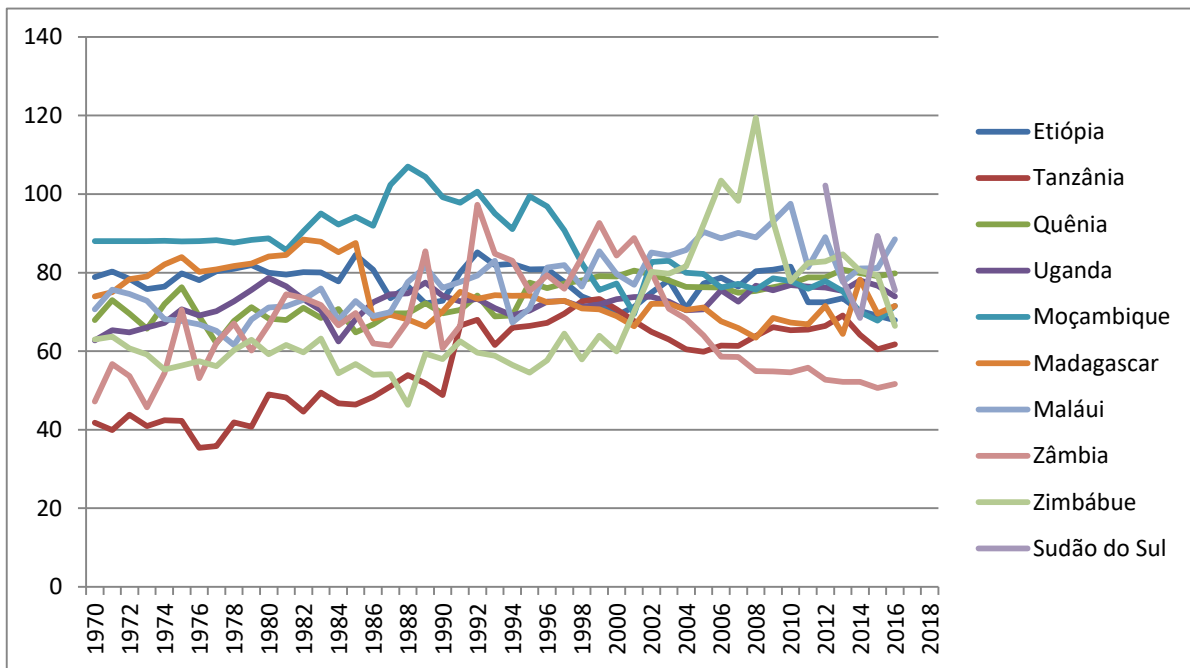
África Central



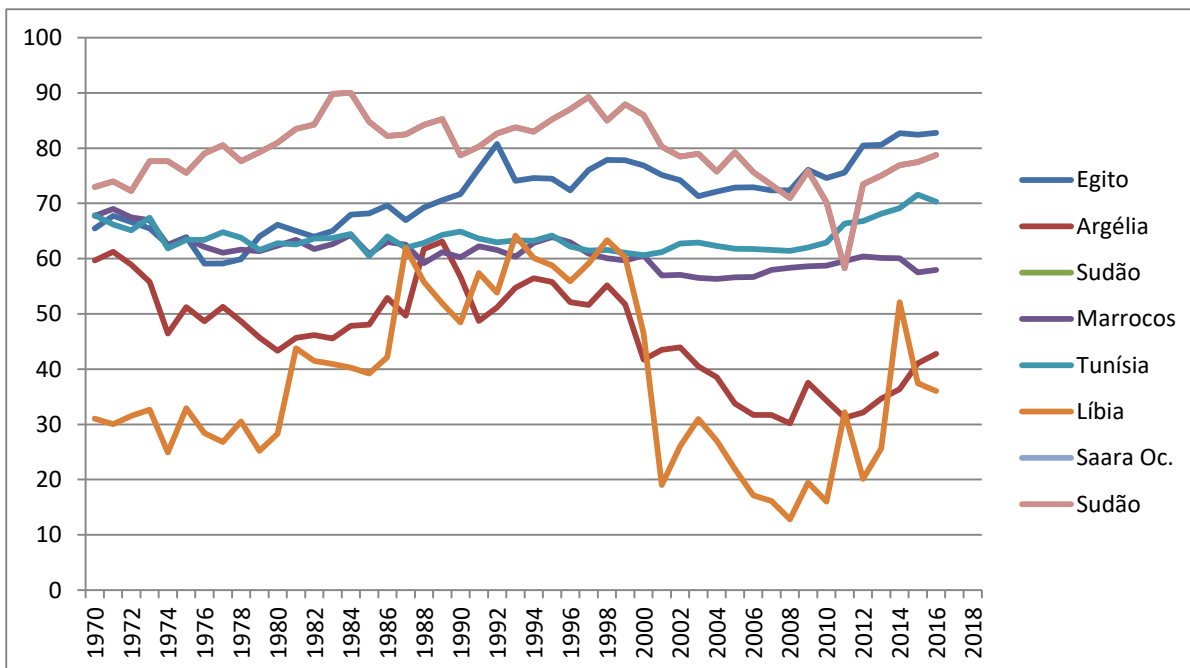
África Meridional



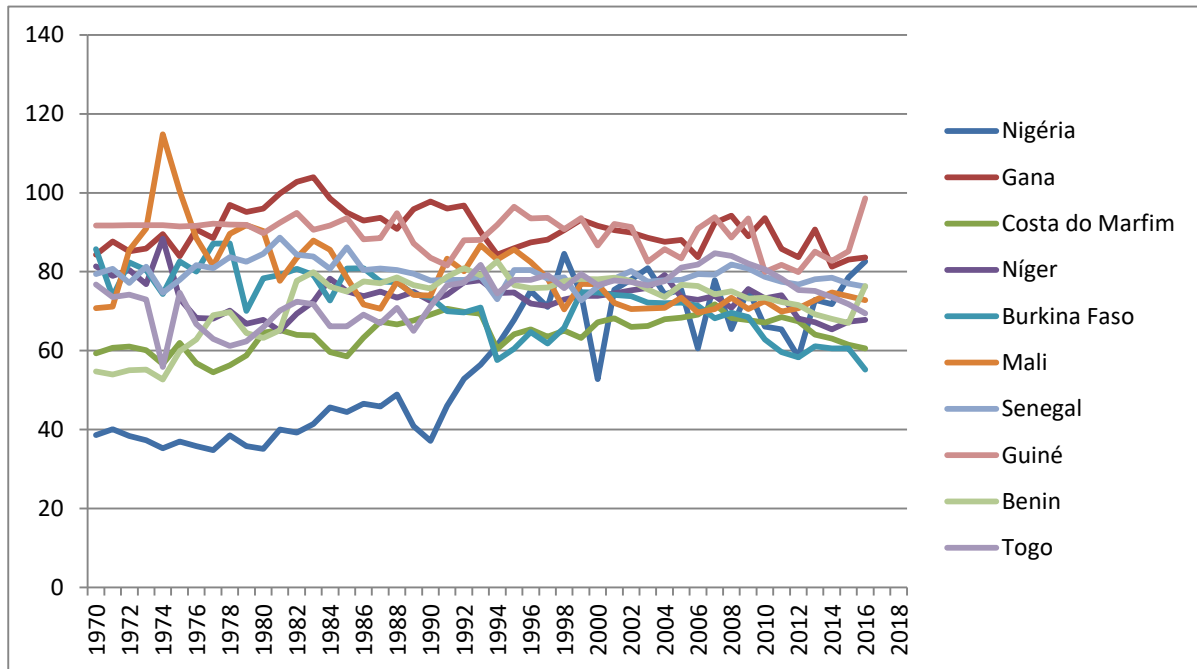
Leste da África



Norte da África

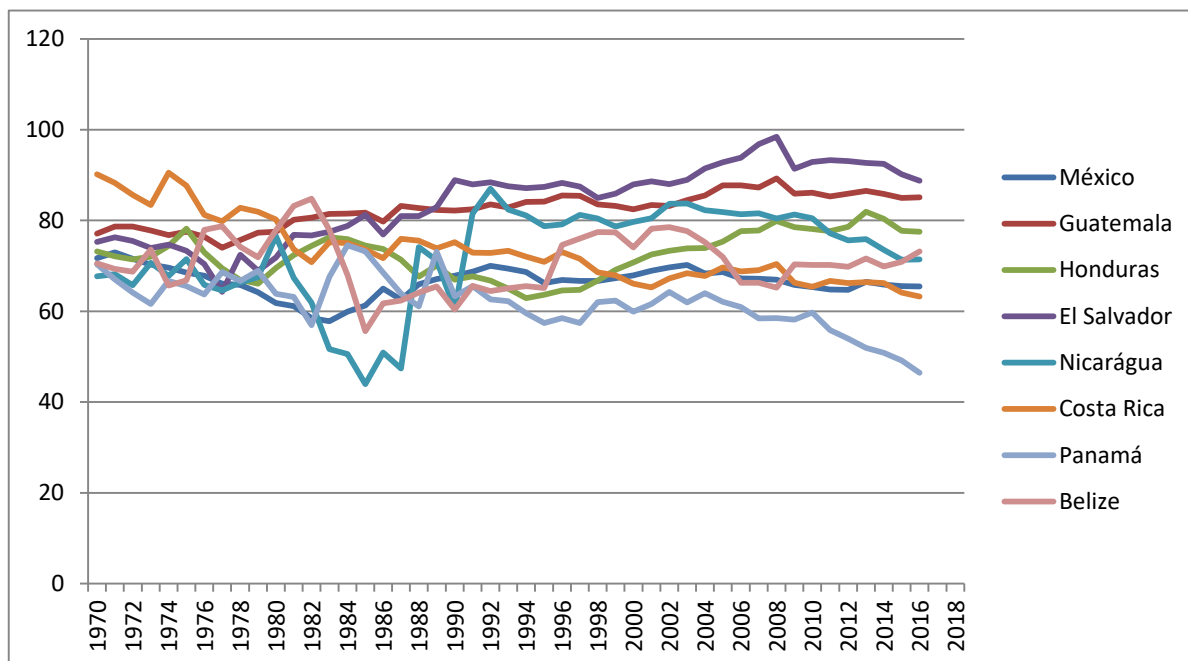


Oeste da África

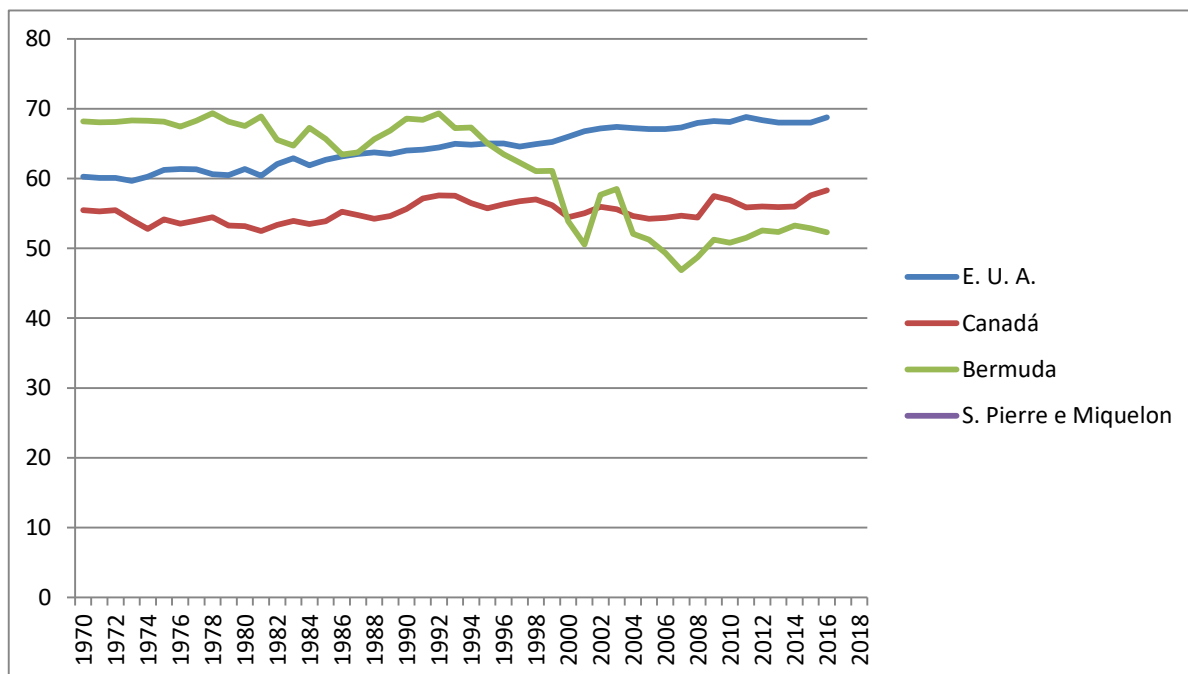


Américas

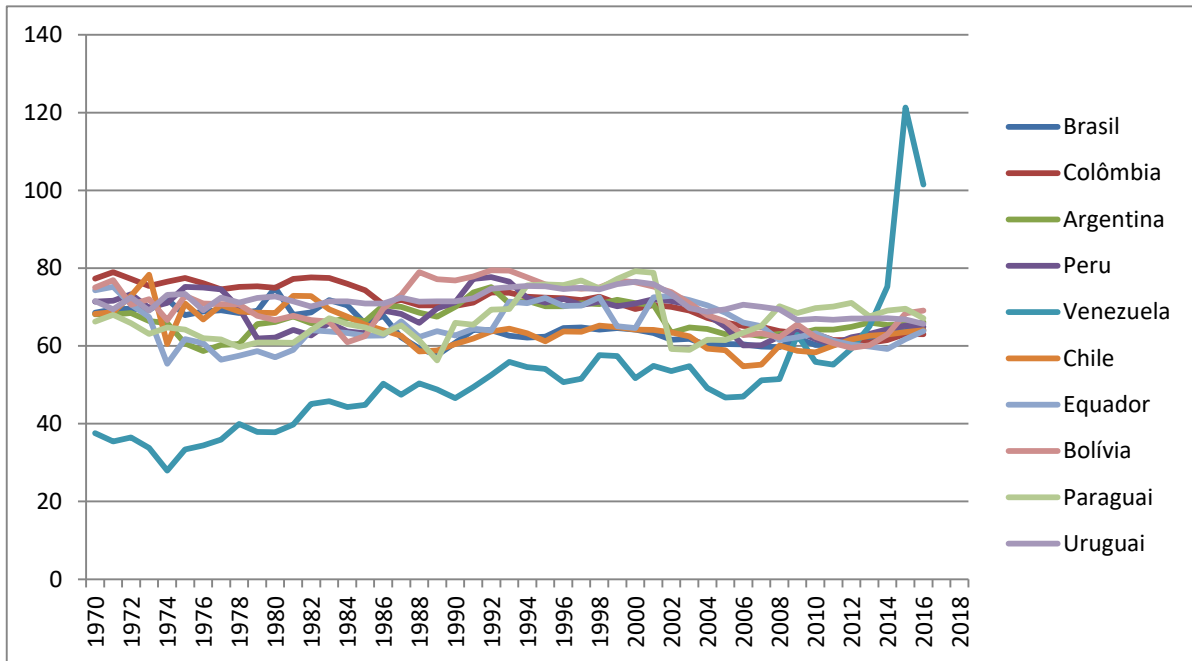
América Central



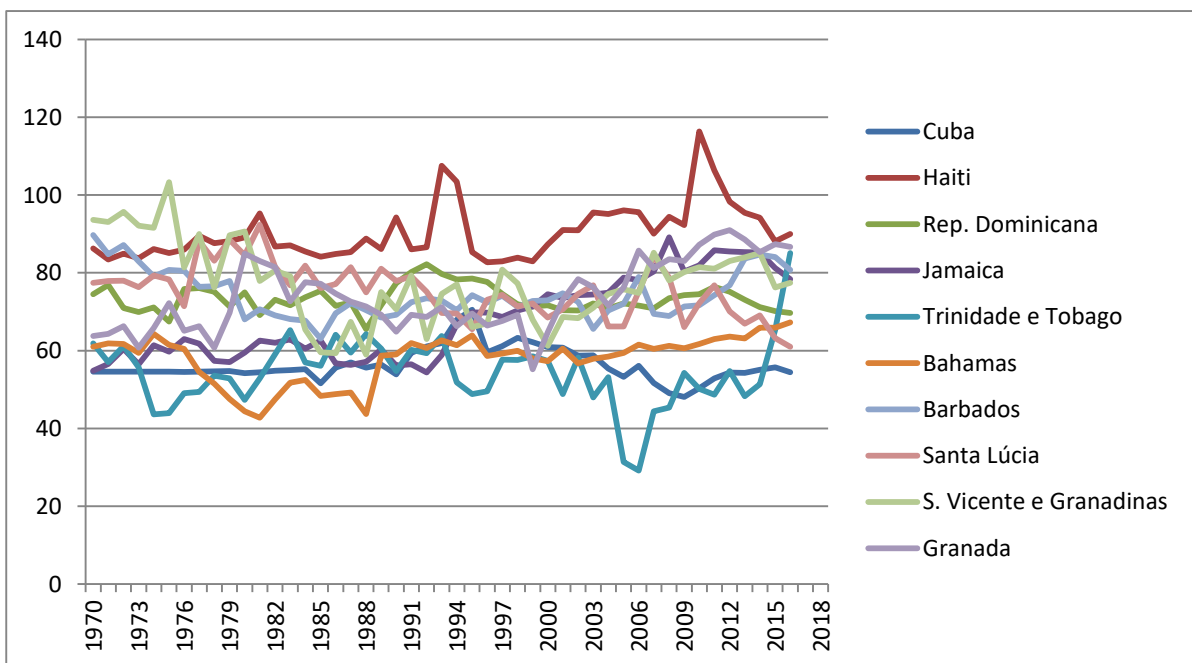
América do Norte



América do Sul

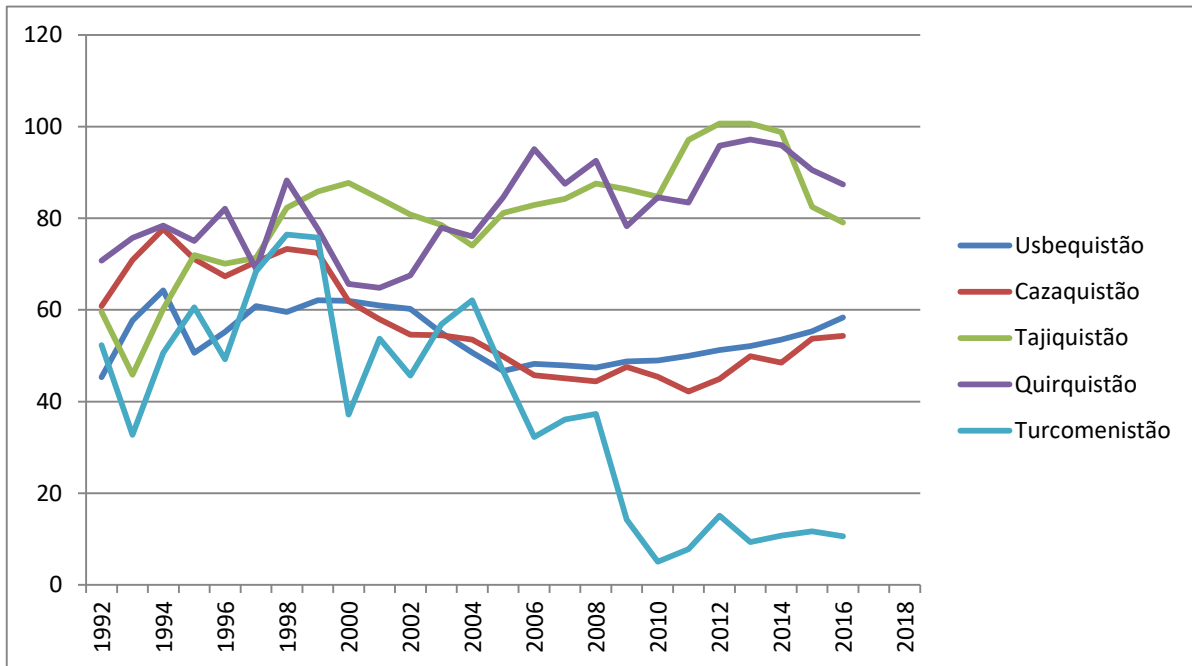


Caribe

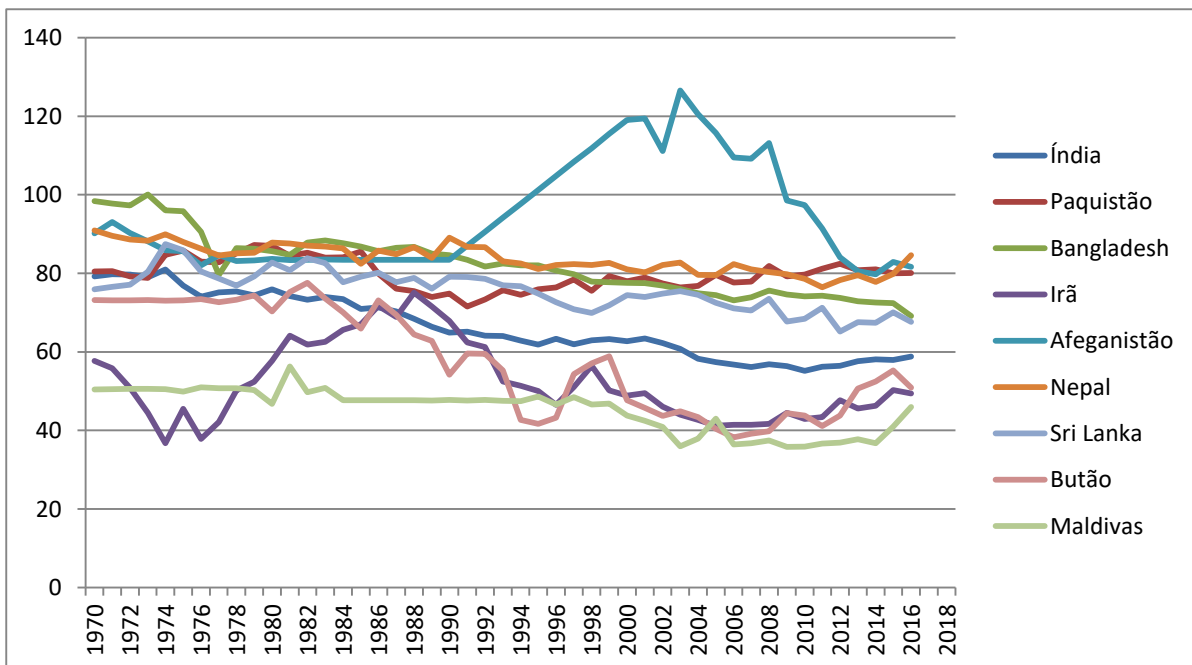


Ásia

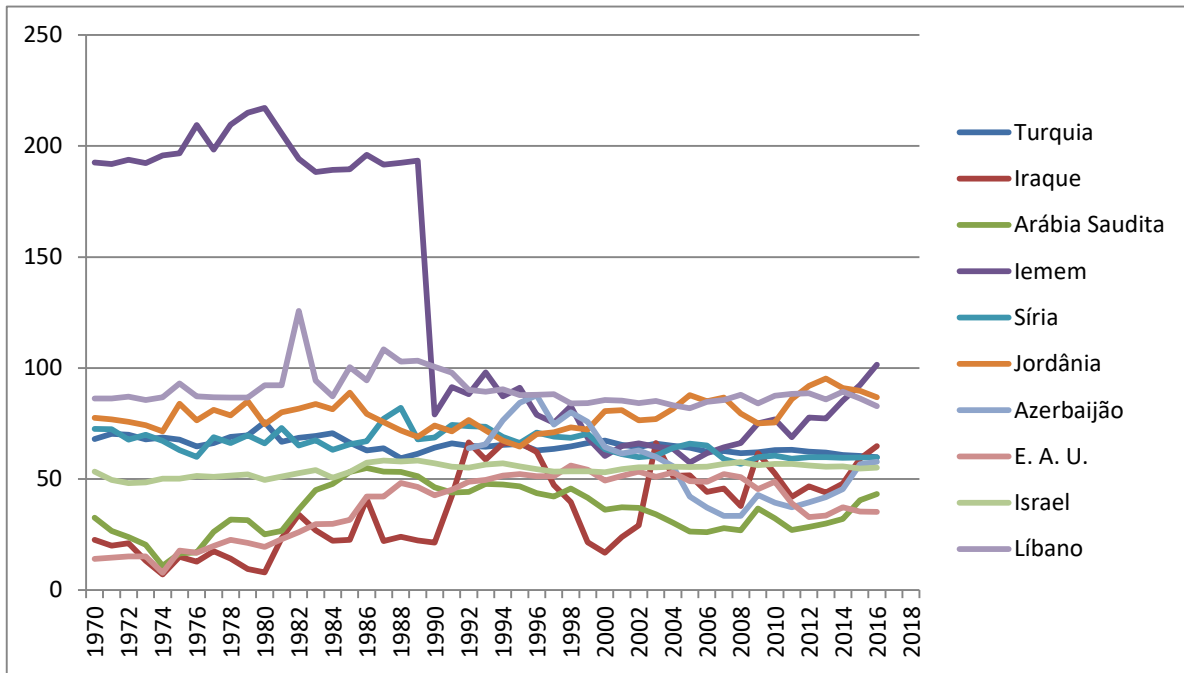
Ásia Central



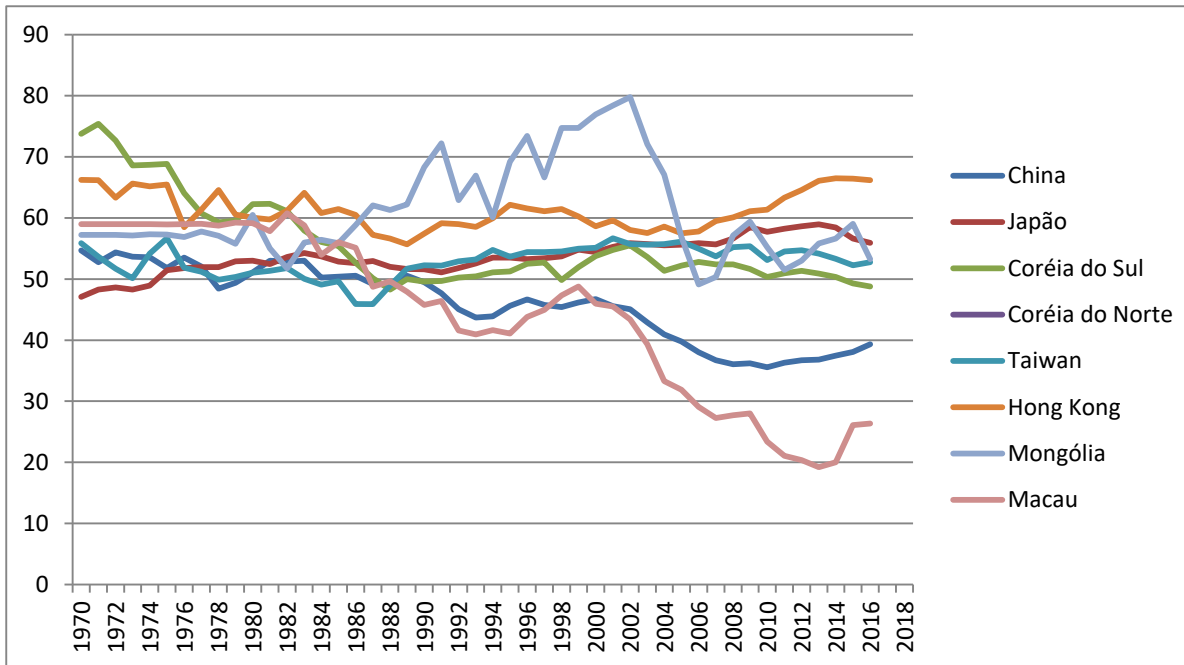
Ásia Meridional



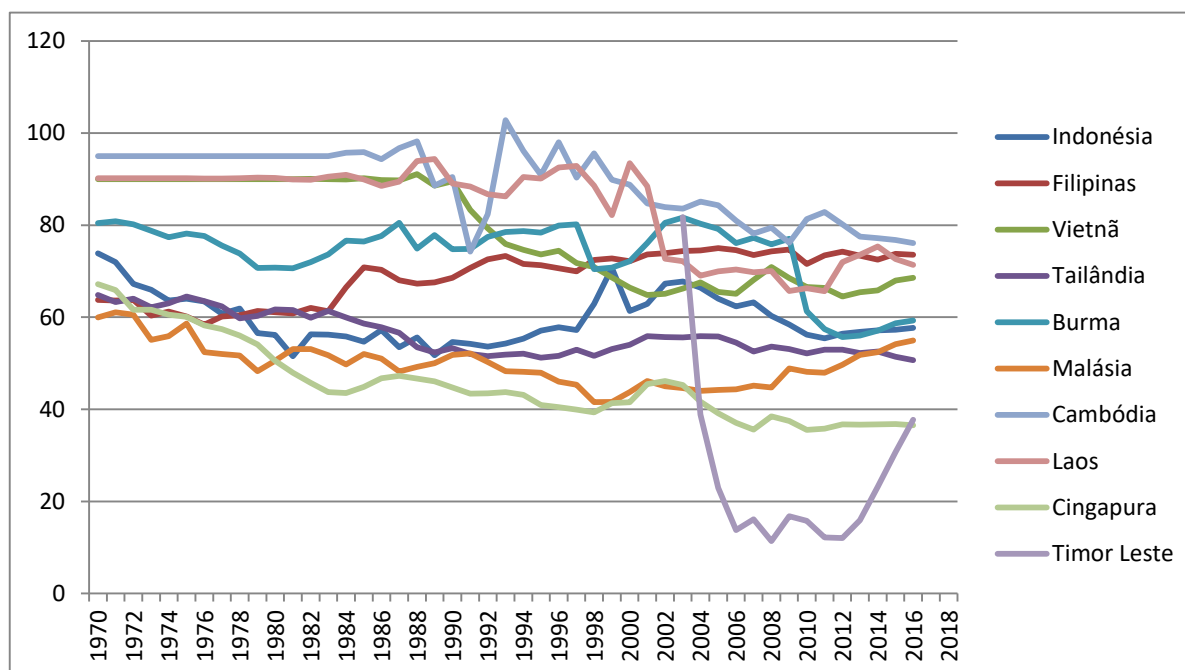
Oriente Médio



Ásia Oriental

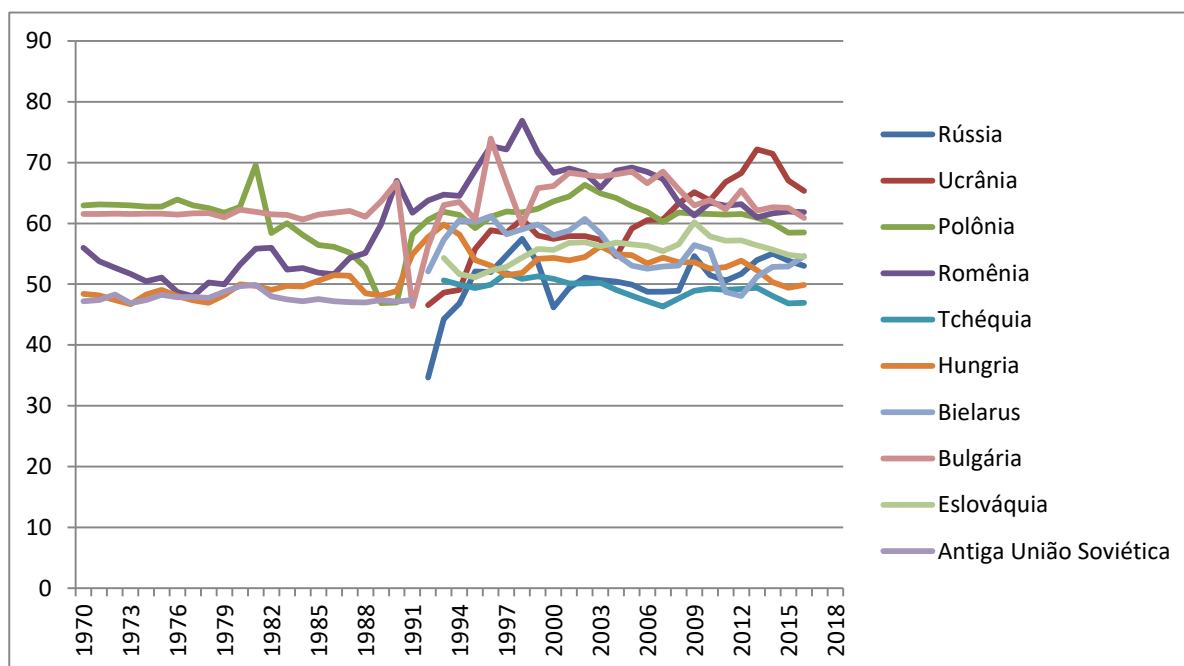


Sudeste Asiático

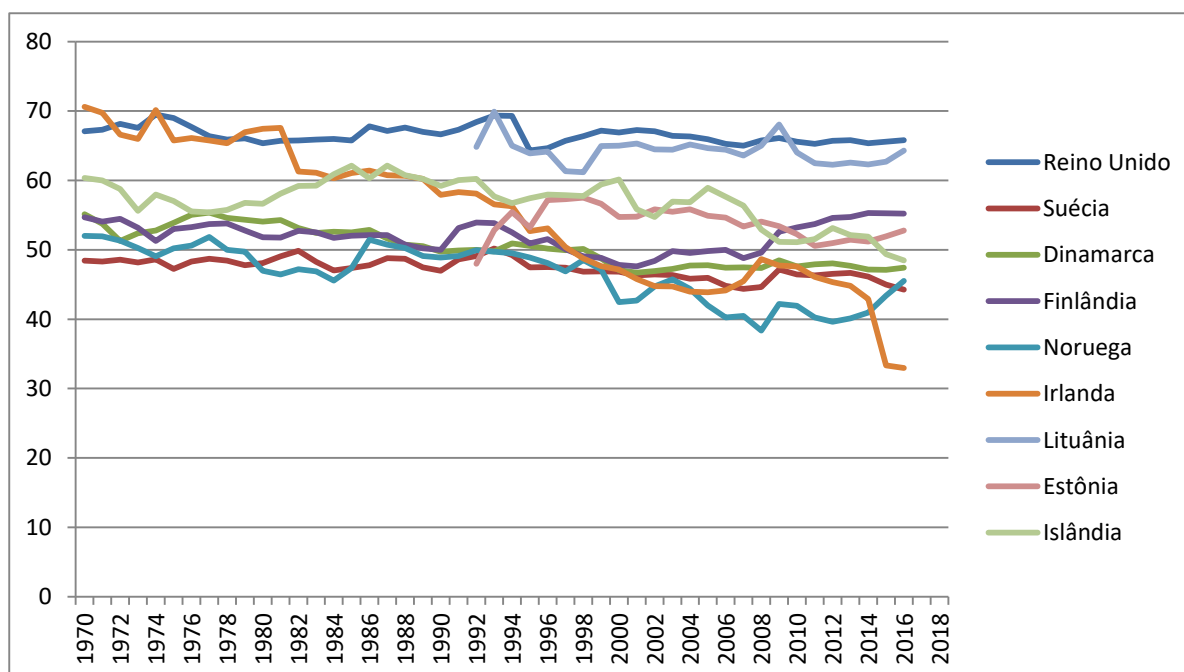


Europa

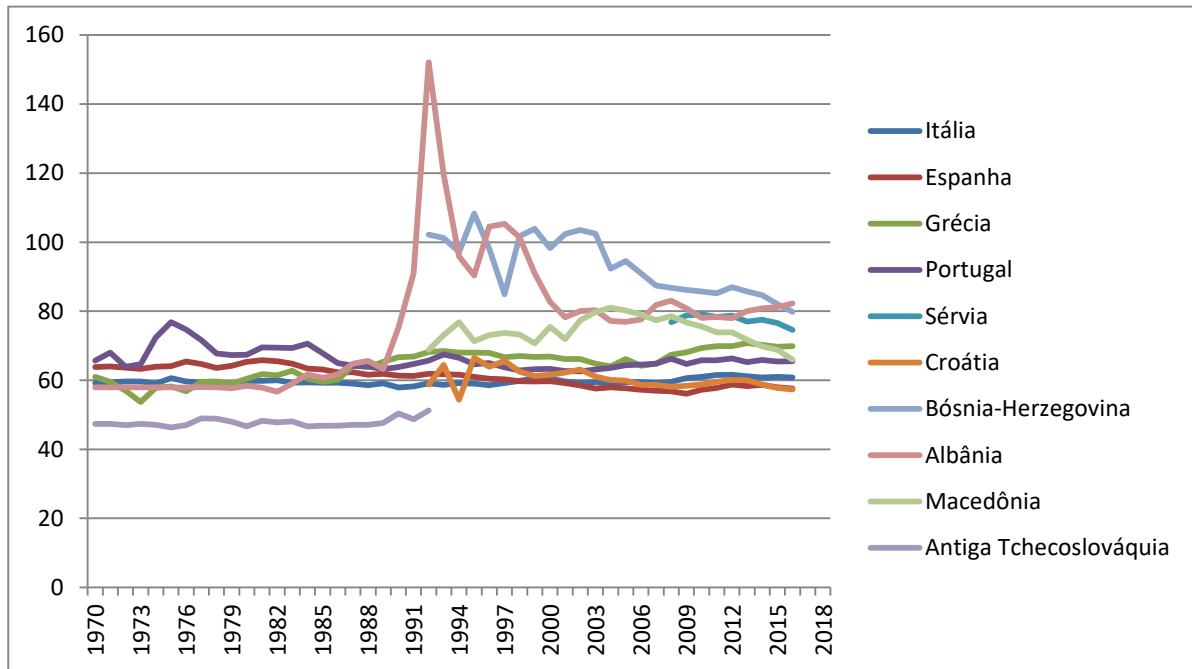
Leste Europeu



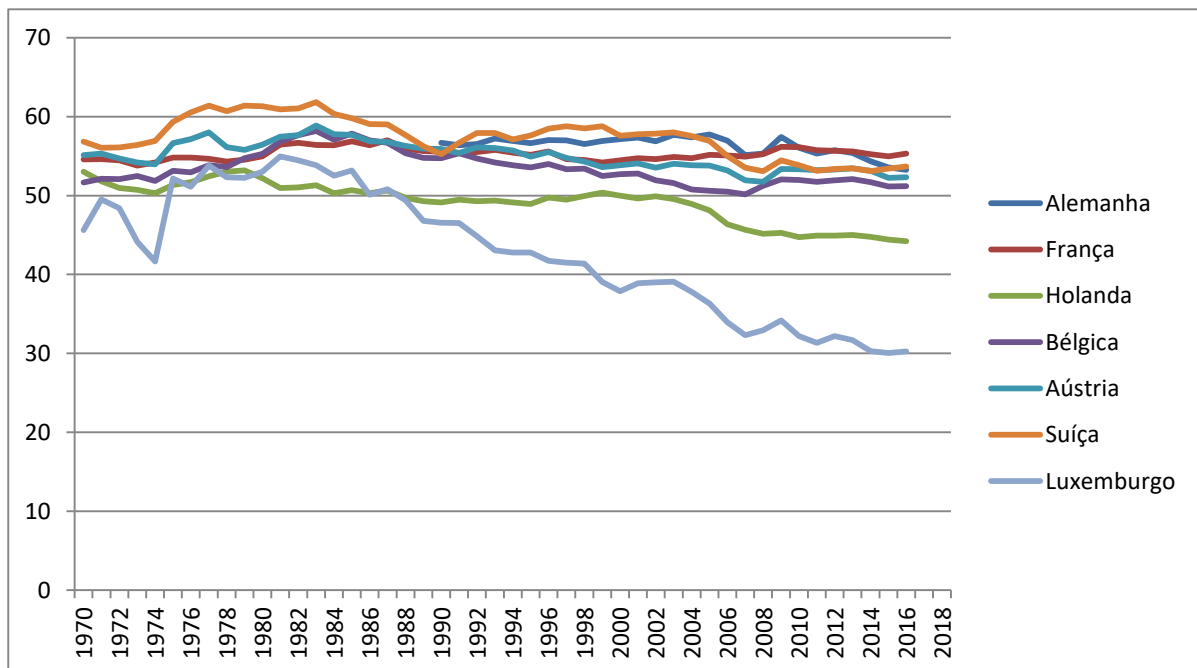
Europa Setentrional



Europa Meridional

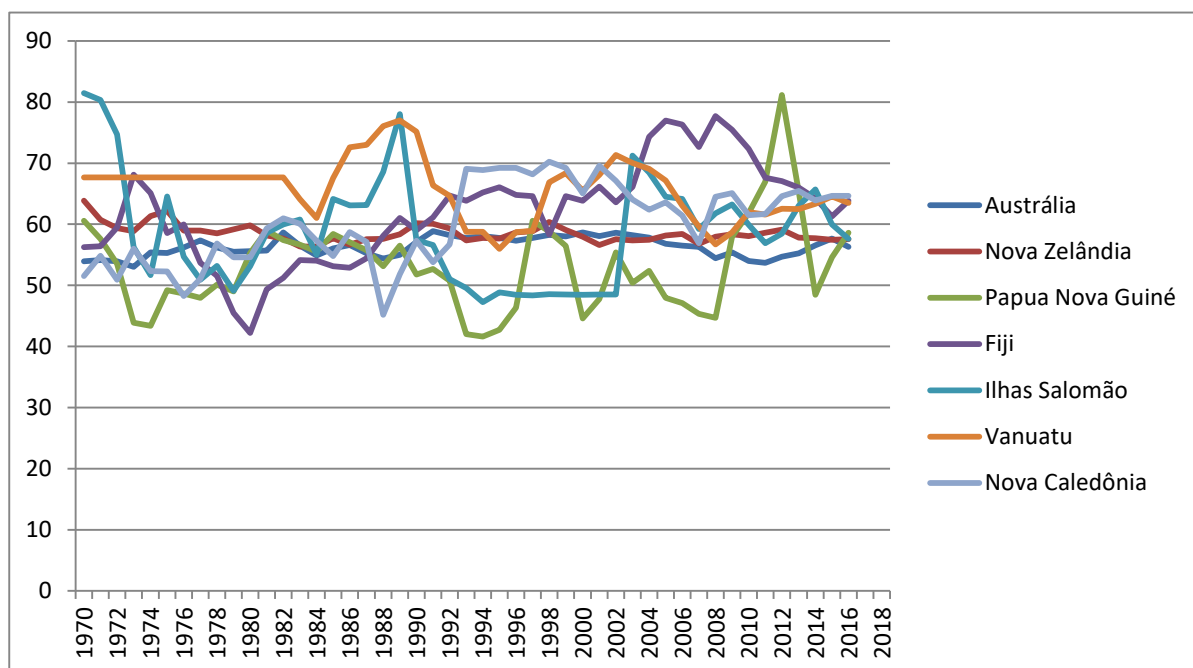


Europa Ocidental

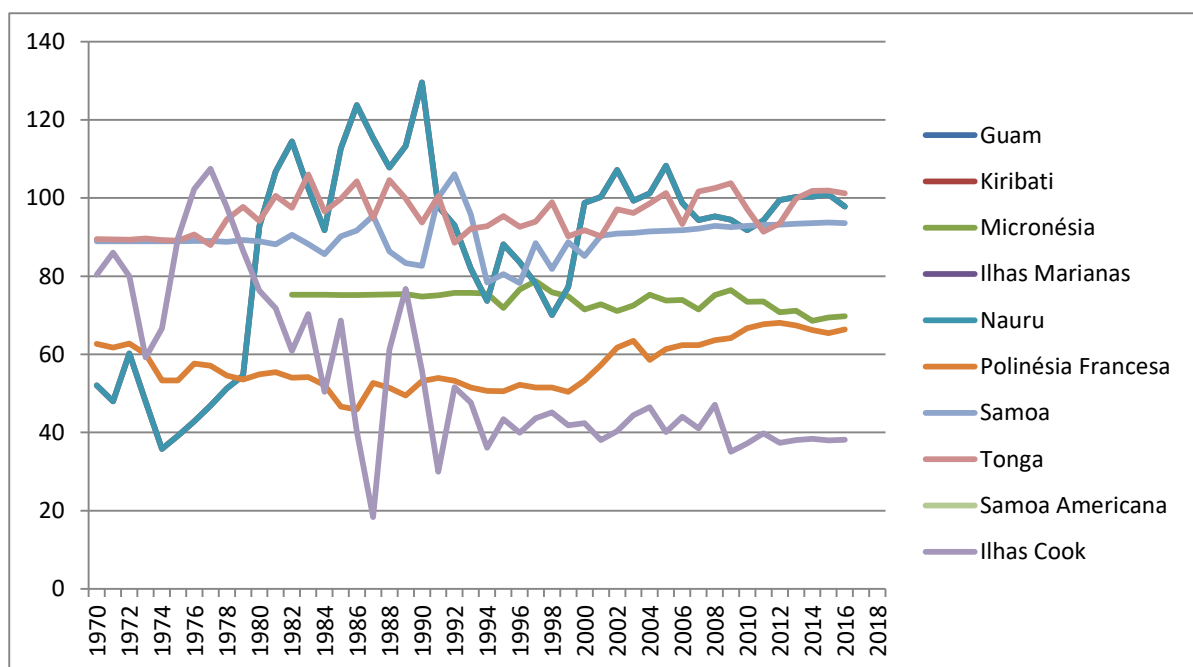


Oceania

Austrália e Melanésia



Micronésia e Polinésia



Referências

BP Global (BP). BP Statistical Review of World Energy. Disponível online em:
<https://www.bp.com/en/global/corporate/energy-economics/statistical-review-of-world-energy/downloads.html>

Energy Information Administration (EIA). International Energy Statistics. Disponível online em:
<https://www.eia.gov/beta/international/data/browser/#/?c=4100000020000600000000000000g000200000000000001&vs=INTL.44-1-AFRC-QBTU.A&vo=0&v=H&end=2015>

International Monetary Fund (IMF). World Economic Outlook – Database. October 2018 Disponível online em: <https://www.imf.org/external/pubs/ft/weo/2018/02/weodata/weoseigr.aspx>

Stockholm International Peace Research Institute (SIPRI). SIPRI Military Expenditure Database. Disponível online em: <https://www.sipri.org/databases/milex>

United Nations Conference on Trade and Development (UNCTAD). UNCTADSTAT. Disponível online em: http://unctadstat.unctad.org/wds/ReportFolders/reportFolders.aspx?sCS_ChosenLang=en

World Development Indicators (WDI). The World Bank Databank. Disponível online em: <http://databank.worldbank.org/data/reports.aspx?source=World-Development-Indicators>